US00D349918S

United States Patent [19]

Tsuchida et al.

[11] **Patent Number: Des. 349,918**

[45] **Date of Patent: ** Aug. 23, 1994**

[54] **ELECTRONIC CALCULATOR**

[75] Inventors: **Osamu Tsuchida,** Tokyo; **Hideaki Yamabe,** Tachikawa; **Yuichi Onumata,** Hachioji, all of Japan

[73] Assignee: **Casio Computer Co., Ltd.,** Tokyo, Japan

[**] Term: **14 Years**

[21] Appl. No.: **2,557**

[22] Filed: **Dec. 15, 1992**

[52] **U.S. Cl.** **D18/7**; D18/2

[58] **Field of Search** ..... 235/61 R; 364/706–710; D18/1, 2, 6, 7, 11

[56] **References Cited**

U.S. PATENT DOCUMENTS

D. 218,716	9/1970	Yotsukura	D18/7
D. 222,265	10/1971	Ishida et al.	D18/7
D. 230,405	2/1974	Jinbo	D18/7
D. 318,286	7/1991	Sakaguchi et al.	D18/7

OTHER PUBLICATIONS

Best Catalog; 1992/1993; p. 358; #10 Casio 2-Color Heavy Duty Printing Calculator.

Primary Examiner—Alan P. Douglas
Assistant Examiner—Caron D. Veynar
Attorney, Agent, or Firm—Frishauf, Holtz, Goodman & Woodward

[57] **CLAIM**

The ornamental desing for an electronic calculator, as shown and described.

DESCRIPTION

FIG. **1** is a front elevation view of an electronic calculator showing our new design;
FIG. **2** is a right side elevation view thereof;
FIG. **3** is a left side elevation view thereof;
FIG. **4** is a top plan view thereof;
FIG. **5** is a bottom plan view thereof;
FIG. **6** is a rear elevation view thereof;
FIG. **7** is a perspective view thereof; and,
FIG. **8** is a perspective view thereof.

FIG.1



FIG.4

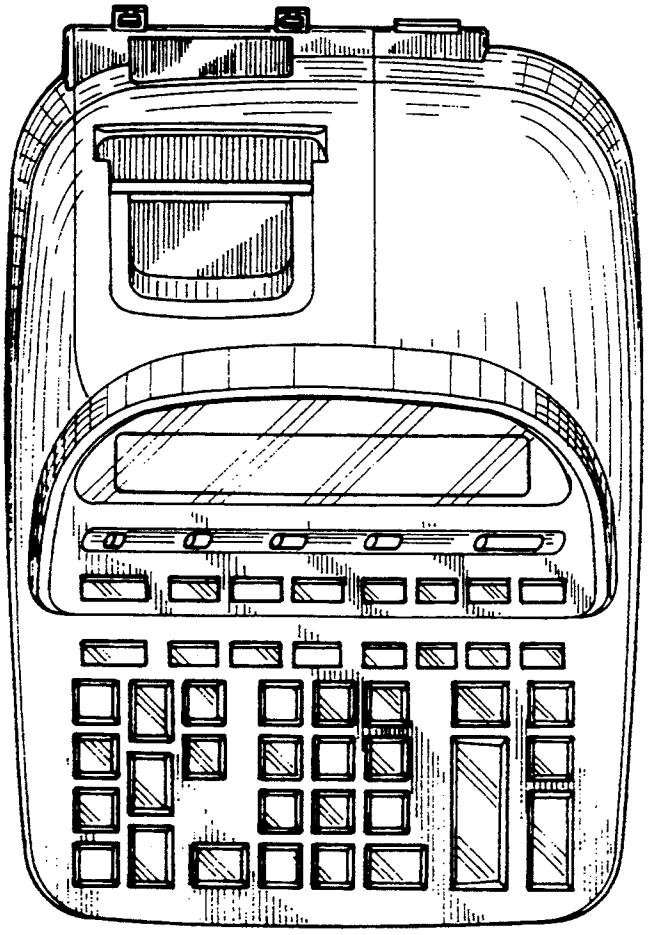

FIG.3

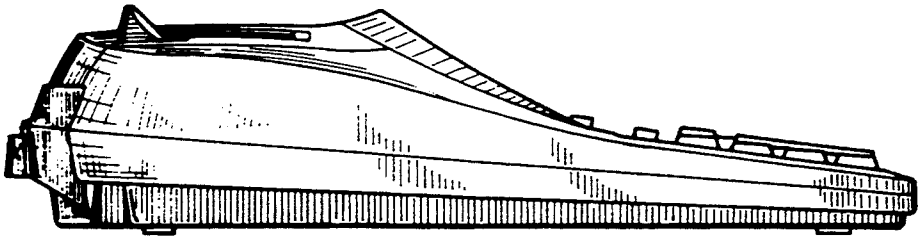

FIG.6

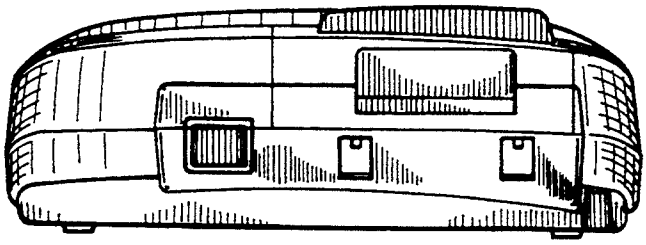

FIG.5

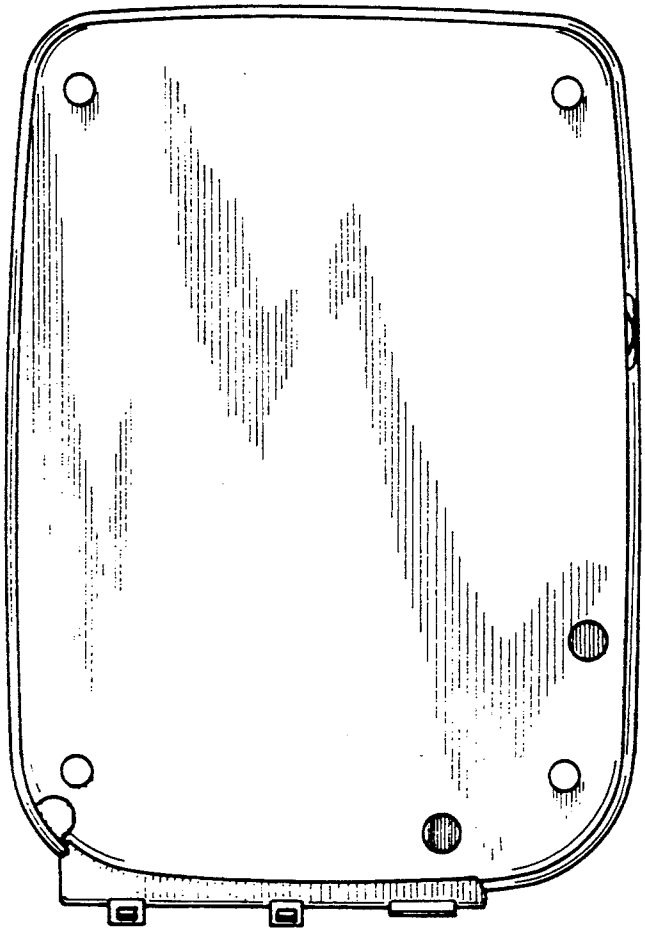

FIG.2

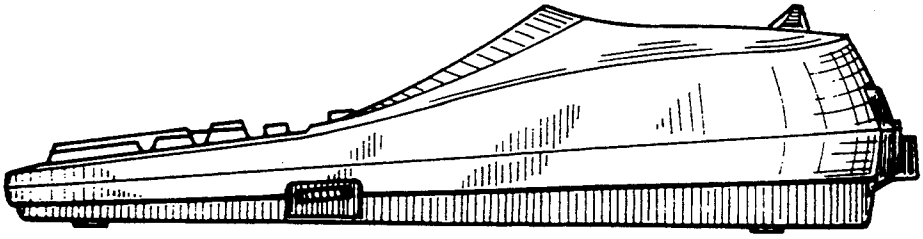

FIG.7
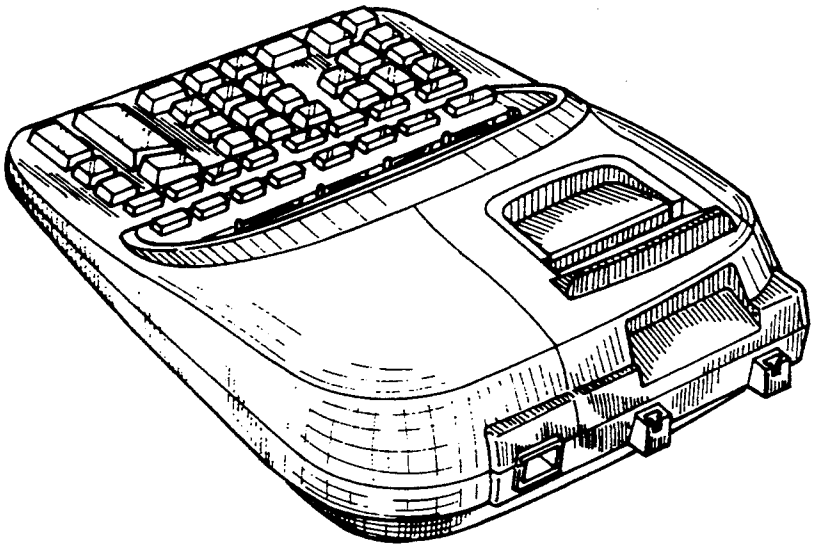
FIG.8