



(86) Date de dépôt PCT/PCT Filing Date: 2000/06/01
(87) Date publication PCT/PCT Publication Date: 2000/12/07
(45) Date de délivrance/Issue Date: 2008/09/23
(85) Entrée phase nationale/National Entry: 2001/11/30
(86) N° demande PCT/PCT Application No.: US 2000/015362
(87) N° publication PCT/PCT Publication No.: 2000/073205
(30) Priorités/Priorities: 1999/06/02 (US60/137,206);
1999/09/03 (US09/389,553)

(51) Cl.Int./Int.Cl. *C01B 31/02* (2006.01)
(72) Inventeurs/Inventors:
RESASCO, DANIEL E., US;
KITIYANAN, BOONYARACH, US;
HARWELL, JEFFREY H., US;
ALVAREZ, WALTER, US
(73) Propriétaire/Owner:
THE BOARD OF REGENTS OF THE UNIVERSITY OF
OKLAHOMA, US
(74) Agent: MARKS & CLERK

(54) Titre : PROCEDE DE PRODUCTION DE NANOTUBES EN CARBONE ET CATALYSEURS APPROPRIES
(54) Title: METHOD OF PRODUCING CARBON NANOTUBES AND CATALYSTS THEREFOR



(57) Abrégé/Abstract:

A catalyst and method for producing carbon nanotubes by contacting a carbon containing gas with metallic catalytic particles. The catalytic particles contain at least one metal from Group VIII, including for example Co, Ni, Ru, Rh, Pd, Ir, and Pt, and at least one metal from Group VIb including for example Mo, W and Cr. The metal component may be deposited on a support. Preferably, a substantial percentage of the nanotubes formed are single-walled carbon nanotubes. Further, a method for determining catalyst composition and reaction conditions for optimizing production of single-walled carbon nanotubes is also disclosed.



(12) INTERNATIONAL APPLICATION PUBLISHED UNDER THE PATENT COOPERATION TREATY (PCT)

(19) World Intellectual Property Organization
International Bureau



(43) International Publication Date
7 December 2000 (07.12.2000)

PCT

(10) International Publication Number
WO 00/73205 A1

- (51) International Patent Classification⁷: C01B 31/02, (71) Applicant (for all designated States except US): THE
B01J 23/86 BOARD OF REGENTS OF THE UNIVERSITY OF
OKLAHOMA [US/US]; 1000 Asp Avenue, Norman, OK
73019 (US).
- (21) International Application Number: PCT/US00/15362
- (22) International Filing Date: 1 June 2000 (01.06.2000)
- (25) Filing Language: English
- (26) Publication Language: English
- (30) Priority Data:
60/137,206 2 June 1999 (02.06.1999) US
09/389,553 3 September 1999 (03.09.1999) US
- (63) Related by continuation (CON) or continuation-in-part
(CIP) to earlier application:
US 09/389,553 (CIP)
Filed on 3 September 1999 (03.09.1999)
- (72) Inventors; and
(75) Inventors/Applicants (for US only): RESASCO, Daniel,
E. [US/US]; 722 Willow Lane, Norman, OK 73072 (US).
KITIYANAN, Boonyarach [TH/US]; 310 E. Boyd #8,
Norman, OK 73069 (US). HARWELL, Jeffrey, H.
[US/US]; 2325 Westwood, Norman, OK 73069 (US).
ALVAREZ, Walter [AR/US]; Apt. C, 608 Stinson St.,
Norman, OK 73069 (US). JANG, Dukhwan [KR/US];
120 West Constitution #H, Norman, OK 73072 (US).
- (74) Agents: PALMER, John et al.; Ladas & Parry, Suite 2100,
5670 Wilshire Boulevard, Los Angeles, CA 90036-5679
(US).

[Continued on next page]

(54) Title: METHOD OF PRODUCING CARBON NANOTUBES AND CATALYSTS THEREFOR



(57) Abstract: A catalyst and method for producing carbon nanotubes by contacting a carbon containing gas with metallic catalytic particles. The catalytic particles contain at least one metal from Group VIII, including for example Co, Ni, Ru, Rh, Pd, Ir, and Pt, and at least one metal from Group VIb including for example Mo, W and Cr. The metal component may be deposited on a support. Preferably, a substantial percentage of the nanotubes formed are single-walled carbon nanotubes. Further, a method for determining catalyst composition and reaction conditions for optimizing production of single-walled carbon nanotubes is also disclosed.

WO 00/73205 A1

WO 00/73205 A1

(81) Designated States (national): AE, AG, AL, AM, AT, AU, AZ, BA, BB, BG, BR, BY, CA, CH, CN, CR, CU, CZ, DE, DK, DM, DZ, EE, ES, FI, GB, GD, GE, GH, GM, HR, HU, ID, IL, IN, IS, JP, KE, KG, KP, KR, KZ, LC, LK, LR, LS, LT, LU, LV, MA, MD, MG, MK, MN, MW, MX, MZ, NO, NZ, PL, PT, RO, RU, SD, SE, SG, SI, SK, SL, TJ, TM, TR, TT, TZ, UA, UG, US, UZ, VN, YU, ZA, ZW.

(84) Designated States (regional): ARIPO patent (GH, GM, KE, LS, MW, MZ, SD, SL, SZ, TZ, UG, ZW), Eurasian patent (AM, AZ, BY, KG, KZ, MD, RU, TJ, TM), European patent (AT, BE, CH, CY, DE, DK, ES, FI, FR, GB, GR, IE,

IT, LU, MC, NL, PT, SE), OAPI patent (BF, BJ, CF, CG, CI, CM, GA, GN, GW, ML, MR, NE, SN, TD, TG).

Published:

- *With international search report.*
- *Before the expiration of the time limit for amending the claims and to be republished in the event of receipt of amendments.*

For two-letter codes and other abbreviations, refer to the "Guidance Notes on Codes and Abbreviations" appearing at the beginning of each regular issue of the PCT Gazette.

METHOD OF PRODUCING CARBON NANOTUBES
AND CATALYSTS THEREFOR

5

BACKGROUND OF THE INVENTION

This invention is related to the field of producing carbon nanotubes, and catalysts therefor, and more particularly, but not by way of limitation, to methods and catalysts for producing single-walled carbon nanotubes.

10

Carbon nanotubes (also referred to as carbon fibrils) are seamless tubes of graphite sheets with full fullerene caps which were first discovered as multi-layer concentric tubes or multi-walled carbon nanotubes and subsequently as single-walled carbon nanotubes in the presence of transition metal catalysts. Carbon nanotubes have shown promising applications including nanoscale electronic devices, high strength materials, electron field emission, tips for scanning probe microscopy, and gas storage.

15

20

25

Generally, single-walled carbon nanotubes are preferred over multi-walled carbon nanotubes for use in these applications because they have fewer defects and are therefore stronger and more conductive than multi-walled carbon nanotubes of similar diameter. Defects are less likely to occur in single-walled carbon nanotubes than in multi-walled carbon nanotubes because multi-walled carbon nanotubes can survive occasional defects by forming bridges between unsaturated carbon valances, while single-walled carbon nanotubes have no neighboring walls to compensate for defects.

However, the availability of these new single-walled carbon nanotubes in quantities necessary for practical technology is still problematic. Large scale processes for the production of high quality single-walled carbon nanotubes are still needed.

5 Presently, there are three main approaches for synthesis of carbon nanotubes. These include the laser ablation of carbon (Thess, A. et al., Science 273, 483 (1996)), the electric arc discharge of graphite rod (Journet, C. et al., Nature 388,756 (1997)), and the chemical vapor deposition of hydrocarbons (Ivanov, 10 V. et al., Chem. Phys. Lett 223, 329 (1994); Li A. et al., Science 274, 1701 (1996)). The production of multi-walled carbon nanotubes by catalytic hydrocarbon cracking is now on a commercial scale (U.S. Patent No. 5,578,543) while the production of single-walled carbon nanotubes is still in a gram scale by laser (Rinzler, A.G. 15 et al., Appl. Phys. A. 67, 29 (1998)) and arc (Haffner, J.H. et al., Chem. Phys. Lett. 296, 195 (1998)) techniques.

Unlike the laser and arc techniques, carbon vapor deposition over transition metal catalysts tends to create multi-walled carbon nanotubes as a main product instead of single-walled carbon 20 nanotubes. However, there has been some success in producing single-walled carbon nanotubes from the catalytic hydrocarbon cracking process. Dai et al. (Dai, H. et al., Chem. Phys. Lett 260, 471 (1996)) demonstrate web-like single-walled carbon nanotubes resulting from disproportionation of carbon monoxide (CO)

with a molybdenum (Mo) catalyst supported on alumina heated to 1200°C. From the reported electron microscope images, the Mo metal obviously attaches to nanotubes at their tips. The reported diameter of single-walled carbon nanotubes generally varies from 1 nm to 5 nm and seems to be controlled by the Mo particle size. Catalysts containing iron, cobalt or nickel have been used at temperatures between 850°C to 1200°C to form multi-walled carbon nanotubes (U.S. Patent No. 4,663,230). Recently, rope-like bundles of single-walled carbon nanotubes were generated from the thermal cracking of benzene with iron catalyst and sulfur additive at temperatures between 1100-1200°C. (Cheng, H.M. et al., Appl. Phys. Lett. 72, 3282 (1998); Cheng, H.M. et al., Chem. Phys. Lett. 289, 602 (1998)). The synthesized single-walled carbon nanotubes are roughly aligned in bundles and woven together similarly to those obtained from laser vaporization or electric arc method. The use of laser targets comprising one or more Group VI or Group VIII transition metals to form single-walled carbon nanotubes has been proposed (WO98/39250). The use of metal catalysts comprising iron and at least one element chosen from Group V (V, Nb and Ta), VI (Cr, Mo and W), VII (Mn, Tc and Re) or the lanthanides has also been proposed (U.S. Patent No. 5,707,916). However, methods using these catalysts have not been shown to produce quantities of nanotubes having a high ratio of single-walled carbon nanotubes to multi-walled carbon nanotubes.

In addition, the separation steps which precede or follow the reaction step represent the largest portion of the capital and operating costs required for production of the carbon nanotubes. Therefore, the purification of single-walled carbon nanotubes from
5 multi-walled carbon nanotubes and contaminants (i.e., amorphous and graphitic carbon) may be substantially more time consuming and expensive than the actual production of the carbon nanotubes.

Further, one of the greatest limitations in the current technology is the inability to obtain a simple and direct
10 quantification of the different forms of carbon obtained in a particular synthesis. Currently, transmission electron microscopy (TEM) is the characterization technique most widely employed to determine the fraction of single-walled carbon nanotubes present in a particular sample. However, transmission electron microscopy can
15 only provide a qualitative description of the type of carbon species produced. It is hard to determine how representative of the overall production a given transmission electron microscopic image can be. Obtaining semi-quantitative determinations of the distribution of different carbon species in a sample with any
20 statistical significance is time consuming, and the method employing transmission electron microscopy could not be applied as a routine quality control to large-scale operations.

Therefore, new and improved methods of producing nanotubes which enable synthesis of commercial quantities of substantially

pure single-walled carbon nanotubes and at lower temperatures than previously reported, as well as methods to directly quantify the different forms of carbon obtained in a particular synthesis, are being sought. It is to such methods of producing nanotubes and quantifying synthesis products that the present invention is directed.

SUMMARY OF THE INVENTION

According to one aspect of the invention there is provided a method for producing a solid carbon product containing carbon nanotubes, comprising:

contacting, in a reactor cell, metallic catalytic particles comprising at least one Group VIII metal, excluding iron, and at least one Group VIb metal with a carbon-containing gas at a temperature able to catalytically produce the carbon nanotubes such that at least 55% of the solid carbon product comprises single-walled carbon nanotubes.

According to a further aspect of the invention there is provided a method for determining catalyst composition for optimizing production of single-walled carbon nanotubes, comprising:

providing a product of single-walled carbon nanotube production which utilized metallic catalytic particles having a composition comprising a Group VIII metal, excluding iron, and a Group VIb metal, and having a predetermined ratio between the Group VIII metal and the Group VIb metal;

removing a sample of the product of single-walled carbon nanotube production;

contacting, in a reactor cell, the sample of the product of single-walled carbon nanotube production and an amount of an oxygen-containing gas able to oxidize carbon species present in the sample;

increasing the temperature within the reactor cell from ambient temperature to a predetermined temperature able to produce single-walled carbon nanotubes;

measuring the amount of carbon dioxide released by the sample at a given temperature in the range of from ambient temperature to a predetermined temperature able to produce single-walled carbon nanotubes;

determining the specific carbon species present in the sample by the amount of carbon dioxide released from the sample at the temperature at which the measurement was made; and

altering the metallic catalytic particle composition by at least one of:

changing the Group VIII metal;

changing the Group VIb metal; and

modifying the predetermined ratio of the two metals;

so that single-walled carbon nanotubes are present in higher quantities than all other carbon species in the sample of the product of single-walled carbon nanotube production.

According to another aspect of the invention there is provided a method for optimizing reaction conditions in a method for producing single-walled carbon nanotubes, comprising:

providing a product of single-walled carbon nanotube production wherein a set of reaction conditions comprising at least one of:

temperature;

time; and

concentration of carbon in a carbon-containing gas;

were utilized wherein the product of single-walled carbon nanotube production is produced with catalytic particles comprising a Group VIII metal and a Group VIb metal disposed on a support material;

removing a sample of the product of single-walled carbon nanotube production;

contacting, in a reactor cell, the sample of the product of single-walled carbon nanotube production and an amount of an oxygen-containing gas able to oxidize carbon species present in the sample;

increasing the temperature within the reactor cell from ambient temperature to a predetermined able to produce single-walled carbon nanotubes;

measuring an amount of carbon dioxide released by the sample at a given temperature in the range of from ambient temperature to a predetermined temperature able to produce single-walled carbon nanotubes;

determining the specific carbon species present in the sample by the amount of carbon dioxide released from the sample at the temperature at which the measurement was made; and

modifying the reaction conditions by altering at least one of:

temperature;

time; and

concentration of carbon in the carbon-containing gas;

so that single-walled carbon nanotubes are present in higher quantities than all other carbon species in the sample of the product of single-walled carbon nanotube production.

According to yet another aspect of the invention there is provided a carbon nanotube product, comprising:

a metallic catalytic particle comprising:

a support material, and at least one Group VIII metal, excluding iron, and at least one Group VIb metal, disposed on the support material; and

a solid carbon product deposited on the metallic catalytic particle, wherein at least 55% of the solid carbon product comprises single-walled carbon nanotubes.

The invention includes a method for producing carbon nanotubes, comprising: contacting, in a reactor cell, metallic catalytic particles comprising at least one Group VIII metal, excluding iron, and at least one Group VIb metal with an effective amount of a carbon-containing gas at a temperature sufficient to catalytically produce carbon nanotubes such that the carbon nanotubes are primarily single-walled carbon nanotubes.

Furthermore, the invention includes a carbon nanotube product produced by the method that is described in the preceding paragraph.

The invention also includes a method for determining catalyst composition for optimizing production of single-walled carbon nanotubes, comprising: providing a product of single-walled carbon nanotube production which utilized metallic catalytic particles having a composition comprising a Group VIII metal, excluding iron, and a Group VIb metal, and having a predetermined ratio between the Group VIII metal and the Group VIb metal; removing a sample of the product containing single-walled carbon nanotubes; contacting, in a reactor cell, the sample of the product containing single-walled carbon nanotubes and an effective amount of an oxygen-containing gas to oxidize carbon species present in the sample; increasing the temperature within the reactor cell from about ambient temperature to a predetermined temperature effective in producing single-walled carbon nanotubes; measuring an amount of carbon dioxide released by the sample at a given temperature in a range of from about ambient temperature to the predetermined temperature effective in producing single-walled carbon nanotubes determining specific carbon species present in the sample by the amount of carbon dioxide released from the sample at the given temperature at which the measurement was made; and altering the metallic catalytic particle composition by at least one of

changing the Group VIII metal, changing the Group VIb metal, and modifying the predetermined ratio of the Group VIII metal and the Group VIb metal so that single-walled carbon nanotubes are present in substantially higher quantities than all other carbon species in the sample of the product containing carbon nanotubes.

In addition, the invention includes a method for optimizing reaction conditions in a method for producing single-walled carbon nanotubes, comprising: providing a product of single-walled carbon nanotube production wherein a set of reaction conditions including at least one of temperature, time and concentration of carbon in a carbon-containing gas were utilized; removing a sample of the product containing single-walled carbon nanotubes; contacting, in a reactor cell, the sample of the product containing single-walled carbon nanotubes and an effective amount of an oxygen-containing gas to oxidize carbon species present in the sample; increasing the temperature within the reactor cell from about ambient temperature to a predetermined temperature effective in producing single-walled carbon nanotubes; measuring the amount of carbon dioxide released by the sample at a given temperature in a range of from about ambient temperature to the predetermined temperature effective in

producing single-walled carbon nanotubes; determining specific carbon species present in the sample by the amount of carbon dioxide released from the sample at the given temperature at which the measurement was made; and modifying the reaction conditions by altering at least one of temperature, time and concentration of carbon in the carbon-containing gas so that single-walled carbon nanotubes are present in substantially higher quantities than all other carbon species in the sample of the product containing carbon nanotubes.

Moreover, the invention includes a catalytic particle for producing carbon nanotubes in a method wherein the catalytic particle is exposed to a carbon-containing gas, the catalytic particle comprising at least one Group VIII metal, excluding iron, and at least one Group VIb metal.

The invention also includes a carbon nanotube product, comprising: a metallic catalytic particle comprising: at least one Group VIII metal, excluding iron, and at least one Group VIb metal, and a support material, wherein the Group VIII metal, the Group VIb metal, and the support material are combined to have a particulate form; and a solid carbon product deposited on the metallic catalytic particle, the solid carbon product primarily comprising single-walled carbon nanotubes.

According to the present invention, catalysts and methods for producing carbon nanotubes are provided which avoids the defects and disadvantages of the prior art. Broadly, the method includes contacting, in a reactor cell, metallic catalytic particles with an effective amount of a carbon-containing gas at a temperature sufficient to catalytically produce carbon nanotubes, wherein a substantial portion of the carbon nanotubes are single-walled carbon nanotubes, and the metallic catalytic particle includes a Group VIII metal, excluding iron, and a Group VIb metal.

Further, according to the present invention, a method is provided for determining catalyst composition and reaction conditions for optimizing production of single-walled carbon nanotubes. Broadly, the method includes contacting, in a reactor cell, a sample of a product containing carbon nanotubes with an effective amount of an oxygen-containing gas to oxidize carbon present in the sample while increasing the temperature within the

reactor cell. The amount of carbon dioxide released by the sample is measured, and the specific carbon species present in the sample is determined by the release of carbon dioxide from the sample at specific temperatures. The catalyst composition and/or reaction
5 conditions are altered until single-walled carbon nanotubes are present in substantially higher quantities than all other carbon species in the sample of the product containing nanotubes.

In one aspect of the invention, the metallic catalytic particle is a bimetallic catalyst deposited on a support such as
10 silica. The ratio of the Group VIII metal to the Group VIb metal in the bimetallic catalyst is in the range of from about 1:5 to about 2:1.

An object of the present invention is to provide a method for producing single-walled carbon nanotubes in greater quantities and
15 at lower temperatures.

Another object of the present invention is to provide methods for determining quantitatively the different forms of carbon, including single-walled carbon nanotubes, multi-walled carbon nanotubes, and amorphous carbon, present in a sample, and thereby
20 determine the selectivity of a particular catalyst and optimize reaction conditions for producing carbon nanotubes.

Other objects, features and advantages of the present invention will become apparent from the following detailed

description when read in conjunction with the accompanying figures and appended claims.

DESCRIPTION OF DRAWINGS

Figure 1 is a transmission electron microscopic image of
5 single-walled carbon nanotubes from CO disproportionation
catalyzed by a Co/Mo catalyst on SiO₂ at about 700°C (about
100,000 magnification).

Figure 2 is a transmission electron microscopic image of
the sample employed in Figure 1 at higher resolution (about
10 400,000 magnification) showing bundles of single-walled carbon
nanotubes (SWNTs).

Figure 3 is a transmission electron microscopic image of
the sample employed in Figure 1 showing aligned single-walled
carbon nanotubes growing in bundles.

15 Figure 4 is a transmission electron microscopic image of
the sample employed in Figure 1 showing an end view of a
single-walled carbon nanotube bundle.

Figure 5 is a scanning electron microscopic image of the
sample employed in Figure 1 showing a single-walled carbon
20 nanotube bundle growing out from the catalytic surface.

Figure 6 is a Temperature Programmed Oxidation profile of
products from CO disproportionation catalyzed by a Co:Mo/SiO₂
catalyst at about 700°C.

Figure 7 is a Temperature Programmed Oxidation profile of products from CO disproportionation catalyzed by a Co catalyst on SiO_2 , a Mo catalyst on SiO_2 , and a Co:Mo catalyst on SiO_2 at about 700°C .

5 Figure 8 is a Temperature Programmed Oxidation profile of products from CO disproportionation catalyzed by Co:Mo catalysts on SiO_2 at about 700°C in which the molar ratio of Co to Mo is varied.

10 Figure 9 is a Temperature Programmed Oxidation profile of products from CO disproportionation catalyzed by Co:Mo/ SiO_2 catalyst in which the reaction temperature is varied.

15 Figure 10 is a Temperature Programmed Oxidation profile of products from CO disproportionation catalyzed by Co:Mo/ SiO_2 catalyst at about 700°C in which the percentage of CO in the carbon-containing gas used in CO disproportionation is varied.

Figure 11 is a Temperature Programmed Oxidation profile of products from CO disproportionation catalyzed by Co:Mo/ SiO_2 catalyst at about 700°C in which the reaction time of CO disproportionation is varied.

DETAILED DESCRIPTION OF THE INVENTION

The present invention is directed to catalysts and methods for producing quantities of single-walled carbon nanotubes by passing an effective amount of a carbon-containing gas over bimetallic catalytic particles comprising at least one Group VIII metal and at least one Group VIb metal at relatively low temperatures; and to a method for obtaining a reliable quantitative measurement of the yield of single-walled carbon nanotubes present in a product containing carbon nanotubes.

Broadly, the method for producing single-walled carbon nanotubes comprises contacting bimetallic catalytic particles comprising a Group VIII and a Group VIb metal with an effective amount of a carbon-containing gas in a reactor heated to a temperature of from about 500°C to about 1200°C, preferably from about 600°C to about 850°C, and more preferably from about 650° to about 750°C and most preferably about 700°C. The carbon-containing gas may be supplied to a reactor continuously, or the carbon-containing gas may be maintained in the reactor in a stagnant atmosphere.

The phrase "an effective amount of a carbon-containing gas" as used herein means a gaseous carbon species present in sufficient amounts to result in deposition of carbon on the metallic catalytic particles at elevated temperatures such as those described hereinbefore, resulting in formation of carbon nanotubes.

The metallic catalytic particles as described herein include a catalyst component. The catalyst as provided and employed in the present invention is bimetallic. The bimetallic catalyst contains at least one metal from Group VIII including Co, Ni, Ru, Rh, Pd, Ir, Pt, and mixtures thereof, and excluding Fe, and at least one metal from Group VIb including Cr, W, Mo, and mixtures thereof. Specific examples of bimetallic catalysts which may be employed by the present invention include Co-Cr, Co-W, Co-Mo, Ni-Cr, Ni-W, Ni-Mo, Ru-Cr, Ru-W, Ru-Mo, Rh-Cr, Rh-W, Rh-Mo, Pd-Cr, Pd-W, Pd-Mo, Ir-Cr, Ir-W, Ir-Mo, Pt-Cr, Pt-W, and Pt-Mo. Especially preferred catalysts of the present invention comprise Co-Mo, Co-W, Ni-Mo and Ni-W.

A synergism exists between the two metal components of the bimetallic catalyst in that metallic catalytic particles containing the bimetallic catalyst are much more effective catalysts for the production of single-walled carbon nanotubes than metallic catalytic particles containing either a Group VIII metal or a Group VIb metal as the catalyst. This synergistic effect observed with the bimetallic catalyst will be described in more detail hereinafter.

The ratio of the Group VIII metal to the Group VIb metal in the metallic catalytic particles also affects the selective production of single-walled carbon nanotubes by the method of the present invention. The ratio of the Group VIII metal to the Group

VIIb metal is preferably from about 1:10 to about 15:1, and more preferably about 1:5 to about 2:1. Generally, the concentration of the Group VIIb metal (e.g., Mo) will exceed the concentration of the Group VIII metal (e.g. Co) in metallic catalytic particles employed
5 for the selective production of single-walled carbon nanotubes.

The metallic catalytic particles may comprise more than one metal from each of Groups VIII and VIIb as long as at least one metal from each Group is present. For example, the metallic catalytic particles may comprise (1) more than one Group VIII metal
10 and a single Group VIIb metal, (2) a single Group VIII metal and more than one Group VIIb metal, or (3) more than one Group VIII metal and more than one Group VIIb metal.

The bimetallic catalyst may be prepared by simply mixing the two metals. The bimetallic catalyst can also be formed in situ
15 through decomposition of a precursor compound such as bis (cyclopentadienyl) cobalt or bis (cyclopentadienyl) molybdenum chloride.

The catalyst is preferably deposited on a support such as silica (SiO₂), MCM-41 (Mobil Crystalline Material-41), alumina
20 (Al₂O₃), MgO, Mg(Al)O (aluminum-stabilized magnesium oxide), ZrO₂, molecular sieve zeolites, or other oxidic supports known in the art.

The metallic catalytic particle, that is, the catalyst deposited on the support, may be prepared by evaporating the metal mixtures over flat substrates such as quartz, glass, silicon, and oxidized silicon surfaces in a manner well known to persons of ordinary skill in the art.

The total amount of bimetallic catalyst deposited on the support may vary widely, but is generally in an amount of from about 1% to about 20% of the total weight of the metallic catalytic particle, and more preferably from about 3% to about 10% by weight of the metallic catalytic particle.

In an alternative version of the invention the bimetallic catalyst may not be deposited on a support, in which case the metal components comprise substantially about 100% of the metallic catalytic particle.

Examples of suitable carbon-containing gases include aliphatic hydrocarbons, both saturated and unsaturated, such as methane, ethane, propane, butane, hexane, ethylene and propylene; carbon monoxide; oxygenated hydrocarbons such as acetone, acetylene and methanol; aromatic hydrocarbons such as toluene, benzene and naphthalene; and mixtures of the above, for example carbon monoxide and methane. Use of acetylene promotes formation of multi-walled carbon nanotubes, while CO and methane are preferred feed gases for formation of single-walled carbon nanotubes. The carbon-containing

gas may optionally be mixed with a diluent gas such as helium, argon or hydrogen.

In a preferred version of the invention the bimetallic catalytic particles are disposed within a reactor cell, such as a quartz tube, which is disposed within a furnace or oven, and the carbon-containing gas is passed into the reactor cell. Alternatively, the sample can be heated by microwave radiation. The process may be continuous, wherein the metallic catalytic particles and carbon-containing gas are continuously fed and mixed within the reactor, or the process may be a batch process wherein the carbon-containing gas and metallic catalytic particles are disposed within the reactor cell and held therein for the duration of the reaction period.

Alternatively, the metallic catalytic particles may be mixed with electrodes in an arc discharge system to produce single-walled carbon nanotubes and/or multi-walled carbon nanotubes. Alternatively, the metallic catalytic particles may be used in a system exposed to a plasma discharge induced by microwaves. After the catalytic process has been completed, the metallic catalytic particles and the nanotubes are removed from the reactor. The nanotubes are separated from the metallic catalytic particles by methods known to those of ordinary skill in the art. Further discussion of such methods of separating the carbon nanotubes from the metallic catalytic particles is not deemed necessary herein.

The single-walled carbon nanotubes produced herein generally have an external diameter of from about 0.7 nm to about 5 nm. Multi-walled carbon nanotubes produced herein generally have an external diameter of from about 2 nm to about 50 nm.

5 The method of obtaining a reliable quantitative measurement of the yield of single-walled carbon nanotubes is direct and easy to conduct, so that changes in selectivity or steady-state production can be readily detected, facilitating reproducibility and quality control. This method is based on the Temperature Programmed
10 Oxidation (TPO) technique (Krishnankutty, N. et al. Catalysis Today, 37, 295 (1997)). This technique is frequently used to assess the crystallinity of carbon and is based on the concept that highly graphitic materials will be more resistant to oxidation than those possessing a short range crystalline order. In the present
15 invention, this technique is adapted to provide a method to determine the selectivity of the production of single-walled carbon nanotubes over multi-walled carbon nanotubes, as well as the percentages of total solid product constituted by each carbon species, including not only single-walled and multi-walled carbon
20 nanotubes but also amorphous and graphitic carbon species. Therefore, this method, in combination with the method for production of carbon nanotubes as described in detail hereinbefore, will allow for the controlled production of single-walled carbon nanotubes. However, it will be understood that this method can

also be used for analysis of any sample containing carbon nanotubes.

Broadly, the method includes passing a continuous flow of a gas containing oxygen dispersed in a carrier gas, such as 5% oxygen in helium, over a sample containing carbon nanotubes, such as a catalyst containing carbon deposits, while the temperature is linearly increased from ambient temperature to about 800°C. The oxygen-containing gas is provided in an amount effective to oxidize carbon species present in the sample. Oxidation of a carbon species results in the evolution of carbon dioxide, and each carbon species, such as single-walled or multi-walled carbon nanotubes, amorphous carbon, or graphite, is oxidized at a different temperature. The evolution of CO₂ produced by the oxidation of each carbon species present in the sample is monitored by a mass spectrometer. The evolved carbon dioxide is quantified by calibrating with pulses of known amounts of pure carbon dioxide and oxidation of known amounts of graphite, thereby yielding a direct measurement of the amount of carbon which is oxidized at each temperature. That is, each mol of carbon dioxide detected by the mass spectrometer corresponds to one mol of carbon of the particular species which is oxidized at a given temperature.

This quantitative method which incorporates the use of Temperature Programmed Oxidation, referred to hereinafter as the Temperature Programmed Oxidation method, is particularly suitable

for the quantitative characterization of single-walled carbon nanotubes because single-walled carbon nanotubes are oxidized in a relatively narrow temperature range, which lies above the temperature of oxidation of amorphous carbon and below the temperature of oxidation of multi-walled carbon nanotubes and graphitic carbon. For instance, the oxidation temperature of single-walled carbon nanotubes has been shown to be about 100°C higher than that of C₆₀ fullerenes and about 100°C lower than that of multi-walled carbon nanotubes by this method. A similar result has been obtained by the thermo-gravimetric analysis (TGA) method (Rinzler, A.G. et al., Appl. Phys. A, 67, 29 (1998)), confirming the suitability of this method for the quantitation of single-walled carbon nanotubes.

The method of Temperature Programmed Oxidation analysis as described herein can be used to quickly test different catalyst formulations and operating conditions of nanotube production methods to optimize the production of single-walled carbon nanotubes. For example, the optimum bimetallic catalyst present in the metallic catalytic particles, as well as the optimum molar ratio of the two metals, can be determined by Temperature Programmed Oxidation. Temperature Programmed Oxidation can also be used to optimize the reaction conditions, such as temperature, time and concentration of carbon in the carbon-containing gas. For instance, Temperature Programmed Oxidation results from products

run at different reaction temperatures illustrate that the amount of carbon deposited increases as the temperature decreases, but the selectivity to produce single-walled carbon nanotubes is lower at low temperatures. Therefore,
5 Temperature Programmed Oxidation can be used to find the optimum reaction temperature for any particular catalyst.

Now it will be understood that although optimization of single-walled carbon nanotube production has been discussed in detail herein, the same method may be used to optimize
10 production of multi-walled carbon nanotubes.

The amount of graphite, amorphous carbon and other carbon residues formed during the catalytic process are minimized due to the reduced temperatures that are employed. The amount by weight of graphite or amorphous carbon produced is less than
15 about 40% by weight of the total solid material formed during the process, and more preferably less than about 10%. Most preferably, the amount of graphite, amorphous carbon, and other solid carbon residue make up less than about 5% of the total solid product of the catalytic process.

20 The Temperature Programmed Oxidation method as described herein appears to be the first method described which has the ability to not only determine which carbon species is present in a sample but also determine the percent of each carbon species present in the sample. This is particularly helpful
25 in determining what purification steps, if any, should be undertaken before use of

the single-walled carbon nanotubes in various applications. Since the purification steps can be more time consuming and expensive than the actual carbon nanotube production itself, the value of the Temperature Programmed Oxidation method is clearly evident.

5 The nanotubes produced herein may be used in a variety of applications. For example, they can be used as reinforcements in fiber-reinforced composite structures or hybrid composite structures (i.e. composites containing reinforcements such as continuous fibers in addition to nanotubes). The composites may
10 further contain fillers such as carbon black, silica, and mixtures thereof. Examples of reinforceable matrix materials include inorganic and organic polymers, ceramics (e.g., Portland cement), carbon, and metals (e.g., lead or copper). When the matrix is an organic polymer, it may be a thermoset resin such as epoxy,
15 bismaleimide, polyimide, or polyester resin; a thermoplastic resin; or a reaction injection molded resin. The nanotubes can also be used to reinforce continuous fibers. Examples of continuous fibers that can be reinforced or included in hybrid composites are aramid, carbon, glass fibers, and mixtures thereof. The continuous fibers
20 can be woven, knit, crimped, or straight.

The invention will be more fully understood by reference to the following examples. However, the examples are merely intended to illustrate desirable aspects of the invention and are not to be construed to limit the scope of the invention.

Example 1: Bimetallic catalytic particles containing about 10 wt% of mixed cobalt and molybdenum (about a 1:1 ratio) on a silica substrate were prepared by the incipient wetness impregnation method, in which an appropriate amount of Cobalt Nitrate and Ammonium Heptamolybdate Tetrahydrate were dissolved together in deionized water and gradually dropped on the silica. Ceramic mortar and pestle were utilized to disperse the metals on silica. The resulting bimetallic catalytic particles were then left to dry at ambient conditions for a few hours. The partially dried bimetallic catalytic particles were then dried in an oven at about 80°C for about 12 hours. The dry bimetallic catalytic particles were then calcined in flowing air at about 450°C.

For production of nanotubes, about 0.1 g of calcined bimetallic catalytic particles was placed in a vertical quartz tube reactor having an arc inside diameter of about 8 mm. The vertical quartz tube reactor containing the calcined bimetallic catalytic particles was disposed inside a furnace which was equipped with a thermocouple and temperature control. Hydrogen gas (about 85 cm³/min) was passed into the reactor from the top of the reactor. The furnace temperature was linearly raised at a rate of about 20°C/min from room temperature to about 450°C. After about 450°C was reached, hydrogen flow passed into the reactor for an additional approximately 30 min. The reactor temperature was then increased to about 600-700°C in helium gas. Subsequently, carbon monoxide gas (about 50% carbon monoxide/50% helium) was introduced into

the reactor at a flowrate of about 100 cm³/min. The contact time of CO with the calcined bimetallic catalytic particles was varied between about 15 minutes and about 2 hours. After contacting for the prescribed period of time, the furnace was
5 turned off and the product was cooled down in helium to room temperature.

After reaction, the color of the sample had turned to a deep black. For transmission electron microscopic analysis of the product, a portion of the product was suspended in
10 distilled water by sonication with ultra-sound. A few drops of such suspension were deposited on lacey carbon supported on a copper grid. The portion of the product was then dried and inspected in a transmission electron microscope, model JEOL JEM-2000FX at about 200 kV. As shown in the transmission
15 electron microscopic images (Figures 1-4), the amount of single-walled carbon nanotubes produced is clearly seen in large quantities. It is observed that these single-walled carbon nanotubes lay together, roughly aligned as bundles. The transmission electron microscopic images also reveal that
20 the bundles of single-walled carbon nanotubes are coated with amorphous carbon as from other methods. Most tubes are about 1 nm in diameter, with a few having larger diameters, up to about 3.2 nm.

Following transmission electron microscopic analysis, the
25 product was scanned using a scanning electron microscope, model JEOL JSM-880. The scanning electron microscopic image represented

in Figure 5 shows the bundles of single-walled carbon nanotubes on the surface of silica.

Example 2: Metallic catalytic particles containing the monometallic catalysts of Ni, Co or Mo supported on silica
5 were also prepared by the same methodology described in Example 1, and their catalytic properties were compared to that of metallic catalytic particles containing the bimetallic catalyst. After conducting the same treatment in CO at about 700°C as described in Example 1, and doing the same
10 transmission electron microscopic analysis, no single-walled carbon nanotubes were observed on these samples. This result indicates that there is a synergism between Co and Mo that makes the combination of two metals, which separately cannot produce Single-walled carbon nanotubes at this temperature, a
15 very effective formulation.

Example 3: A series of metallic catalytic particles containing about 6 wt % Co-Mo bimetallic catalysts were prepared on different supports (SiO_2 , MCM-41, Al_2O_3 , $\text{Mg}(\text{Al})\text{O}$, and ZrO_2), and their nanotube production abilities were
20 compared, following the same CO disproportionation methodology as employed in Example 1. Table 1 summarizes the results of these experiments.

Example 4: Following the same procedure as that in Example 1, it was observed that metallic catalytic particles
25 containing a Co-W bimetallic catalyst deposited on SiO_2 with a Co/W molar ratio of about 1.0 gave similar production of single-walled carbon nanotubes as

that of the Co-Mo/SiO₂ metallic catalytic particles. As in the case of the Co-Mo series, it was observed that metallic catalytic particles containing only W/SiO₂ without Co did not form single-walled carbon nanotubes.

- 5 Example 5: Carbon species produced by using metallic catalytic particles containing about a 6 wt% Co-Mo bimetallic catalyst (about a 1:2 ratio)

| TABLE I. Effect of Catalyst Support on Carbon Deposit Morphology | |
|--|---|
| Catalyst | Observed Morphology of Carbon Deposits |
| Co:Mo/SiO ₂ | major amount of single-walled carbon nanotubes, minor amounts of multi-walled carbon nanotubes and graphite |
| Co:Mo/MCM-41 | major amount of single-walled carbon nanotubes, minor amounts of multi-walled carbon nanotubes and graphite |
| Co:Mo/Al ₂ O ₃ | minor amounts of single- and multi-walled carbon nanotubes and graphite |
| Co:Mo/Mg(Al) O | minor amount of graphite, small amount of single-walled carbon nanotubes |
| Co:Mo/ZrO ₂ | minor amount of graphite, small amount of single-walled carbon nanotubes |

supported on silica by the same CO disproportion methodology as described in Example 1 were analyzed by the Temperature Programmed Oxidation method, as shown in FIG. 6.

For Temperature Programmed Oxidation analysis, about 50 mg of sample obtained from the product of CO treatment at about 700°C was placed in a quartz tube reactor similar to that employed in Example 1. A continuous flow of about 5% oxygen/95% helium was passed into the reactor, and the temperature of the furnace was increased from ambient temperature to about 800°C at a rate of about 11°C per minute, and then held at about 800°C for about 1 hour. CO₂ evolution was measured by mass spectrometry to determine the amount of carbon species oxidized at each temperature.

Mass spectrometry measures the partial pressure of CO₂ in the quartz tube, which gives an arbitrary value. This value was then normalized by subtracting the background level, which was calculated following calibration with about 100 µl pulses of CO₂ and oxidation of known amounts of graphite. The adjusted value was directly proportional to the mol CO₂ oxidized at a particular temperature, which is directly proportional to the mol of a particular carbon species which is present in the sample. From these values, the percentage of the total solid product of the catalytic process represented by single-walled carbon nanotubes can be calculated.

The Temperature Programmed Oxidation profile of the carbon species produced on the Co:Mo/SiO₂ metallic catalytic particles (labeled "Co:Mo 1:2") presented a small oxidation peak centered at about 330°C, which is ascribed to the oxidation of amorphous

carbon, and a major peak centered at about 510°C, which is marked in the figure with an arrow and ascribed to the oxidation of single-walled carbon nanotubes.

Two reference samples were also investigated by the Temperature Programmed Oxidation method and their profiles included in FIG. 6. The first reference (labeled "Graphite") was a graphite powder physically mixed with the Co:Mo/SiO₂ metallic catalytic particles. The oxidation of this form of carbon occurred at very high temperatures, starting at about 700°C, and completed after holding about 30 minutes at about 800°C.

The second reference sample was a commercial sample of purified single-walled carbon nanotubes, obtained from Tubes@Rice (Rice University, Houston, Texas). This sample was provided in a liquid suspension of about 5.9 grams/liter, containing a non-ionic surfactant Triton X-100. For Temperature Programmed Oxidation analysis, the Co:Mo/SiO₂ metallic catalytic particles were impregnated with the single-walled carbon nanotube suspension in a liquid/catalyst ratio of about 1:1 by weight, in order to obtain approximately 0.6 wt% single-walled carbon nanotubes on the sample. The Temperature Programmed Oxidation profile of this impregnated sample (labeled "Tubes@Rice") exhibited two peaks, a low temperature peak that corresponds to the oxidation of the surfactant, and a second peak at about 510°C, which corresponds exactly to the position ascribed to the oxidation of single-walled

carbon nanotubes. To determine that the first peak was indeed due to the oxidation of the surfactant, an identical sample with a blank solution containing only the surfactant in the same concentration was prepared. The Temperature Programmed
5 Oxidation profile (labeled "Blank solution") matched the first peak of the "Tubes@Rice" profile, demonstrating that indeed this peak corresponds to the surfactant Triton.

The quantification of the amount of single-walled carbon nanotubes in the "Tubes@Rice" reference sample from the CO₂
10 produced by the Temperature Programmed Oxidation method gave a value of about 0.64 wt%, which is in good agreement with the amount of single-walled carbon nanotubes loaded in the sample (about 0.6 wt%). This result demonstrates that the Temperature Programmed Oxidation method of the present
15 invention can be used to directly quantify the percentage of a particular carbon species, such as single-walled carbon nanotubes, multi-walled carbon nanotubes, and amorphous carbon, present in a product obtained by the nanotube production method. Currently, no other method of directly
20 quantifying the fraction of a total solid product of nanotube production represented by a particular carbon species exists.

Example 6: Temperature Programmed Oxidation profiles of the products from CO disproportionation catalyzed by metallic catalytic particles containing the monometallic catalysts of
25 Co or Mo supported on silica were generated by the method employed in

Example 5 and were compared to the Temperature Programmed Oxidation profile of products from CO disproportionation catalyzed by the bimetallic catalyst. The Temperature Programmed Oxidation method clearly demonstrates the synergistic effect exhibited by Co and Mo, which was also observed by transmission electron microscopy as described in Example 2.

As shown in FIG. 7, the Temperature Programmed Oxidation profile of the sample containing Mo/SiO₂ metallic catalytic particles (labeled "Mo") indicates that Mo alone does not produce carbon nanotubes; the "Mo" Temperature Programmed Oxidation profile only contains a small low-temperature peak corresponding to amorphous carbon. Similarly, the Temperature Programmed Oxidation profile of the sample containing Co/SiO₂ metallic catalytic particles (labeled "Co") indicates that Co alone is not selective for the production of single-walled carbon nanotubes and generates mainly graphitic carbon and multi-walled carbon nanotubes, which, as described above, are oxidized at higher temperatures than single-walled carbon nanotubes. By contrast, the combination of the two metals results in high selectivity for single-walled carbon nanotubes, and the sample containing Co:Mo/SiO₂ metallic catalytic particles (labeled "Co:Mo = 1:2", wherein the Co:Mo ratio was about 1:2), exhibits a large peak centered at about 510°C and is ascribed to single-walled carbon nanotubes. Because no other peaks are evident, it can be assumed that single-walled carbon nanotubes are

provided as a large percentage of the total solid product of nanotube production.

The percentages of single-walled carbon nanotubes, amorphous carbon, and multi-walled carbon nanotubes and graphite present in the catalytic products are listed in Table II, wherein all of the numbers and measurements are approximations.

| TABLE II. Synergistic Effect Exhibited by Co and Mo | | | |
|---|--------------------|----------------------------------|--|
| Catalyst | Amorphous Carbon % | Single-Walled Carbon Nanotubes % | Multi-Walled Carbon Nanotubes and Graphite % |
| Co | 38 | 11 | 51 |
| Mo | 95 | 5 | 0 |
| Co:Mo (1:2) | 8 | 88 | 4 |

Example 7: Temperature Programmed Oxidation profiles of the products from CO disproportionation catalyzed by metallic catalytic particles containing Co:Mo bimetallic catalysts at Co:Mo ratios of about 1:4, about 1:2, about 1:1 and about 2:1 were compared to determine the effect of varying the Co:Mo molar ratio in the Co:Mo/SiO₂ metallic catalytic particles. The Temperature Programmed Oxidation profiles were generated by the same methodology as described in Example 5. As shown in FIG. 8, the Co:Mo/SiO₂ metallic catalytic particles containing Co:Mo molar ratios of about 1:2 and about 1:4 exhibited the highest

selectivities towards single-walled carbon nanotubes. The arrow indicates the center of the peak corresponding to the oxidation of single-walled carbon nanotubes. The Temperature Programmed Oxidation profile of these samples indicate that
5 these catalysts produced mostly single-walled carbon nanotubes, with a small amount of amorphous carbon. An increase in the Co:Mo ratio did not enhance the production of single-walled carbon nanotubes, but it did accelerate the formation of multi-walled carbon nanotubes and graphitic
10 carbon, as shown by the increasing size of the peaks in the region of about 600°C to about 700°C of the Temperature Programmed Oxidation profile labeled "Co:Mo = 2:1".

From the Temperature Programmed Oxidation profiles of FIG. 8, selectivity values for each of the catalysts were
15 estimated, and are listed in Table III, wherein all of the numbers and measurements are approximations.

5

| TABLE III. Effect of Co:Mo Molar Ratio on Production of Single-walled Carbon Nanotubes | | | |
|--|--------------------|----------------------------------|--|
| Co:Mo Catalyst Molar Ratio | Amorphous Carbon % | Single-Walled Carbon Nanotubes % | Multi-Walled Carbon Nanotubes and Graphite % |
| 2:1 | 12 | 57 | 31 |
| 1:1 | 16 | 80 | 4 |
| 1:2 | 8 | 88 | 4 |
| 1:4 | 5 | 94 | 1 |

10 Example 8: FIGS. 9-11 demonstrate the use of the Temperature Programmed Oxidation technique to optimize reaction conditions. CO disproportionation was catalyzed by Co:Mo/SiO₂ metallic catalytic particles (about a 1:1 molar ratio), and the methodology used was similar to that described

15 in Example 1, with the exceptions that in FIG. 9 the reaction temperature varied, in FIG. 10 the concentration of CO varied, and in FIG. 11 the reaction time varied. The products of CO disproportionation were analyzed by the Temperature Programmed Oxidation method described in Example 5.

20 In FIG. 9, Temperature Programmed Oxidation profiles of carbon species produced when the temperature of the reactor was about 600°C, about 700°C and about 800°C are shown. These profiles demonstrate that the amount of carbon deposited increases as the temperature decreases;

however, the selectivity to single-walled carbon nanotubes is lower at lower temperatures. The Temperature Programmed Oxidation technique can be used to identify the optimum reaction temperature for any particular catalyst, and in this case, the optimum temperature is about 700°C. The percentages of the catalytic products represented by single-walled carbon nanotubes, amorphous carbon, and multi-walled carbon nanotubes and graphite are listed in Table IV, wherein all of the numbers and measurements are approximations.

In FIG. 10, Temperature Programmed Oxidation profiles of carbon species produced when the concentration of CO in the carbon-containing gas is about 1%, about 20%, about 35% and about 50% are shown. These profiles indicate that the amount of single-walled carbon nanotubes produced is a strong function of the concentration of CO in the carbon-containing gas.

TABLE IV. Effect of Reaction Temperature on Production of Single-Walled Carbon Nanotubes

| Temperature | Amorphous Carbon % | Single-Walled Carbon Nanotubes % | Multi-Walled Carbon Nanotubes and Graphite % |
|-------------|--------------------|----------------------------------|--|
| 600°C | 16 | 55 | 29 |
| 700°C | 16 | 80 | 4 |
| 800°C | 25 | 61 | 14 |

In FIG. 11, Temperature Programmed Oxidation profiles of carbon species produced when the reaction time was about 3 minutes, about 10 minutes and about 1 hour are shown. The reaction time refers to the time in which the reactor was held at about 700°C and the CO was in contact with the metallic catalytic particles. These Temperature Programmed Oxidation profiles demonstrate that the yield of single-walled carbon nanotubes significantly increases with time during the first approximately 10 minutes, but the growth is much less pronounced beyond that time.

Now it will be understood that the Temperature Programmed Oxidation method is a catalytic process in which the metals present in the sample catalyze the oxidation of the carbon species. Therefore, if the nature of the catalyst is significantly changed, the position of the oxidation peaks may appear shifted from the peaks described in the previous examples, even though the carbon structures represented by the peaks are the same. For example, it has been observed that modification of the catalyst support may result in such shifts. Therefore, for each catalyst used in the methods of the present invention, a complete Temperature Programmed Oxidation analysis of the catalyst as well as operating conditions should be performed with the appropriate references to identify peak shifts as well as optimum operating conditions.

Example 9

In an especially preferred embodiment of the method claimed herein, the catalyst formulation is a Co-Mo/silica catalyst, with a Co:Mo molar ratio of about 1:2. Monometallic

Co catalysts or those with a higher Co:Mo ratio tend to result in low selectivity with significant production of defective multi-walled nanotubes and graphite. In the temperature range investigated, without Co, Mo is essentially inactive for nanotube production. The catalyst is pre-treated in hydrogen, for example, at about 500°C in order to partially reduce Mo, but not Co. Without this pre-reduction step, or with pre-reduction at higher temperatures (i.e., not enough reduction or too much reduction) the catalyst is not effective and produces less SWNT. Other supports such as alumina may result in a poor Co-Mo interaction, resulting in losses of selectivity and yield.

A high space velocity (above about 30,000 h⁻¹) is preferred to minimize the concentration of CO₂, a by-product of the reaction, which inhibits the conversion to nanotubes. A high CO concentration is preferred to minimize the formation of amorphous carbon deposits, which occur at low CO concentrations. The preferred temperature range is characterized in that below about 650°C the selectivity towards SWNT is low; and above about 850°C, the conversion is low due to the reversibility of the reaction (exothermic) and the deactivation of the catalyst. Therefore, the optimal temperature is between about 700°C and about 800°C; more preferably between about 725°C and about 775°C and most preferably around about 750°C.

The production process has been designed in such a way to effect a rapid contact of the preferred catalyst formulation with a flow of highly concentrated CO at around about 750°C. Otherwise, the yield and selectivity are greatly affected.

The quality of the SWNT produced by this method may be determined by a combination of characterization techniques involving Raman Spectroscopy, Temperature Programmed Oxidation (TPO) and Electron Microscopy (TEM).

5 The preferred methodology therefore comprises contacting a flow of CO gas (in a high concentration) over the catalytic particles at about 750°C for about 1 hour at a high space velocity (above about 30,000/h) under high pressure (above about 4826322.99 Pa (i.e., above about 4826322.99 N·m⁻² (70
10 psi))).

If the conditions indicated above are followed, a high yield of SWNT (about 20-25 grams of SWNT per about 100 grams of initial catalyst loaded in the reactor) and high selectivity (greater than about 90%) is obtained.

Changes may be made in the construction and the operation of the various components, elements and assemblies described herein or in the steps or the sequence of steps of the methods described herein without departing from the spirit and scope of the invention as defined in the following claims.

The invention illustratively disclosed herein suitably may be practiced in the absence of any element which is not specifically disclosed herein.

The following claims are entitled to the broadest possible scope consistent with this application. The claim shall not necessarily be limited to the preferred embodiments or to the embodiments shown in the examples.

The embodiments of the invention in which an exclusive property or privilege is claimed are defined as follows:

1. A method for producing a solid carbon product containing carbon nanotubes, comprising:

contacting, in a reactor cell, metallic catalytic particles comprising at least one Group VIII metal, excluding iron, and at least one Group VIb metal with a carbon-containing gas at a temperature able to catalytically produce the carbon nanotubes such that at least 55% of the solid carbon product comprises single-walled carbon nanotubes.

2. The method of claim 1, wherein the at least one Group VIII metal is Co, Ni, Ru, Rh, Pd, Ir, or Pt, or any combination thereof.

3. The method of any one of claims 1 or 2, wherein the at least one Group VIb metal is Cr, Mo, or W, or any combination thereof.

4. The method of any one of claims 1 to 3, wherein said metallic catalytic particle further comprises a support upon which the metals are deposited.

5. The method of claim 4, wherein the support is silica, MCM-41, alumina, MgO, aluminum-stabilized magnesium oxide, ZrO₂, a molecular sieve zeolite, quartz, glass, silicon, or an oxidized silicon surface, or any combination thereof.

6. The method of any one of claims 1 to 5, wherein the ratio of the at least one Group VIII metal to the at least one Group VIb metal is from 1:10 to 15:1.

7. The method of any one of claims 1 to 6, wherein the ratio of the at least one Group VIII metal to the at least one Group VIb metal is from 1:5 to 2:1.
8. The method of any one of claims 1 to 7, wherein the concentration of the at least one Group VIb metal exceeds the concentration of the at least one Group VIII metal in the metallic catalytic particle.
9. The method of any one of claims 1 to 7, wherein the catalytic particle comprises from 1% to 20% by weight of metal.
10. The method of any one of claims 1 to 10, wherein the carbon-containing gas is a saturated hydrocarbon, an alcohol, an aliphatic hydrocarbon, an oxygenated hydrocarbon, an aromatic hydrocarbon, a carbon monoxide, or any combination thereof.
11. The method of any one of claims 1 to 9, wherein the carbon-containing gas further comprises a diluent gas.
12. The method of any one of claims 1 to 11, wherein the temperature is below the thermal decomposition temperature of said carbon-containing gas such that formation of pyrolytic carbon is avoided.
13. The method of any one of claims 1 to 12, wherein the temperature is in the range of from 500°C to 1200°C.
14. The method of any one of claims 1 to 13, wherein the temperature is in a range of from 600°C to 850°C.

15. The method of any one of claims 1 to 14, wherein the temperature is in a range of from 650°C to 750°C.
16. The method of any one of claims 1 to 15, wherein the solid carbon product further comprises multi-walled carbon nanotubes.
17. The method of any one of claims 1 to 16, wherein the amount of single-walled carbon nanotubes comprises 60% to 95% of the solid carbon nanotube product.
18. The method of any one of claims 1 to 17, wherein the Group VIII metal is Co.
19. The method of any one of claims 1 to 17, wherein the Group VIII metal is Ni.
20. The method of any one of claims 1 to 17, wherein the Group VIII metal is Ru.
21. The method of any one of claims 1 to 17, wherein the Group VIII metal is Rh.
22. The method of any one of claims 1 to 17, wherein the Group VIII metal is Pd.
23. The method of any one of claims 1 to 17, wherein the Group VIII metal is Ir.
24. The method of any one of claims 1 to 17, wherein the Group VIII metal is Pt.

25. The method of any one of claims 1 to 24, wherein the Group VIb metal is Cr.

26. The method of any one of claims 1 to 24, wherein the Group VIb metal is Mo.

27. The method of any one of claims 1 to 24, wherein the Group VIb metal is W.

28. The method of any one of claims 1 to 17, wherein the Group VII metal is Co and the Group VIb metal is Mo, and wherein the Co and Mo are in a ratio of one part Co to at least two parts Mo.

29. The method of any one of claims 1 to 28, wherein the metallic catalytic particle comprises at least one additional Group VIII metal.

30. The method of any one of claims 1 to 29, wherein the metallic catalytic particle comprises at least one additional Group VIb metal.

31. The method of any one of claims 1 to 30, wherein the metallic catalytic particles are fed into a stream of the carbon-containing gas.

32. The method of any one of claims 1 to 31, wherein the carbon-containing gas is fed into the reactor cell having the catalytic particles disposed therein.

33. The method of any one of claims 1 to 32, wherein the step of contacting the metallic catalytic particles with

the carbon-containing gas occurs at a space velocity above 30,000/hour.

34. The method of any one of claims 1 to 33, wherein the single-walled carbon nanotubes comprise at least 80% of the solid carbon product.

35. The method of any one of claims 1 to 34, wherein the single-walled carbon nanotubes comprise at least 88% of the solid carbon product.

36. The method of any one of claims 1 to 35, wherein the single-walled carbon nanotubes comprise at least 94% of the solid carbon product.

37. A method for determining catalyst composition for optimizing production of single-walled carbon nanotubes, comprising:

- providing a product of single-walled carbon nanotube production which utilized metallic catalytic particles having a composition comprising a Group VIII metal, excluding iron, and a Group VIb metal, and having a predetermined ratio between the Group VIII metal and the Group VIb metal;

- removing a sample of the product of single-walled carbon nanotube production;

- contacting, in a reactor cell, the sample of the product of single-walled carbon nanotube production and an amount of an oxygen-containing gas able to oxidize carbon species present in the sample;

- increasing the temperature within the reactor cell from ambient temperature to a predetermined temperature able to produce single-walled carbon nanotubes;

measuring the amount of carbon dioxide released by the sample at a given temperature in the range of from ambient temperature to a predetermined temperature able to produce single-walled carbon nanotubes;

determining the specific carbon species present in the sample by the amount of carbon dioxide released from the sample at the temperature at which the measurement was made; and

altering the metallic catalytic particle composition by at least one of:

changing the Group VIII metal;

changing the Group VIb metal; and

modifying the predetermined ratio of the two metals;

so that single-walled carbon nanotubes are present in higher quantities than all other carbon species in the sample of the product of single-walled carbon nanotube production.

38. The method of claim 37, wherein the metallic catalytic particle composition is altered such that said altered metallic catalytic particle produces a product in which 60% to 95% of the carbon species present are single-walled carbon nanotubes.

39. The method of claim 37, wherein the metallic catalytic particle composition is altered such that the catalyst composition comprises Co and Mo and wherein the predetermined ratio of Co to Mo is from 1:10 to 15:1.

40. The method for determining catalyst composition for optimizing production of single-walled carbon nanotubes of any one of claims 37 to 39, wherein, in the step of providing a product of single-walled carbon nanotube

production which utilizes metallic catalytic particles, the method for production of single-walled carbon nanotubes comprises contacting, in a reactor cell, metallic catalytic particles with an amount of a carbon-containing gas at a temperature able to catalytically produce a product containing single-walled carbon nanotubes.

41. A method for optimizing reaction conditions in a method for producing single-walled carbon nanotubes, comprising:

providing a product of single-walled carbon nanotube production wherein a set of reaction conditions comprising at least one of:

temperature;

time; and

concentration of carbon in a carbon-containing gas; were utilized wherein the product of single-walled carbon nanotube production is produced with catalytic particles comprising a Group VIII metal and a Group VIb metal disposed on a support material;

removing a sample of the product of single-walled carbon nanotube production;

contacting, in a reactor cell, the sample of the product of single-walled carbon nanotube production and an amount of an oxygen-containing gas able to oxidize carbon species present in the sample;

increasing the temperature within the reactor cell from ambient temperature to a predetermined able to produce single-walled carbon nanotubes;

measuring an amount of carbon dioxide released by the sample at a given temperature in the range of from ambient temperature to a predetermined temperature able to produce single-walled carbon nanotubes;

determining the specific carbon species present in the sample by the amount of carbon dioxide released from the sample at the temperature at which the measurement was made; and

modifying the reaction conditions by altering at least one of:

temperature;

time; and

concentration of carbon in the carbon-containing gas;

so that single-walled carbon nanotubes are present in higher quantities than all other carbon species in the sample of the product of single-walled carbon nanotube production.

42. The method for optimizing reaction conditions in a method for producing single-walled carbon nanotubes of claim 41, wherein, in the step of providing a product of single-walled carbon nanotube production, the method for production of single-walled carbon nanotubes comprises contacting, in a reactor cell, catalytic particles with an amount of a carbon-containing gas at a temperature able to catalytically produce a product of single-walled carbon production.

43. A carbon nanotube product, comprising:

a metallic catalytic particle comprising:

a support material, and at least one Group VIII metal, excluding iron, and at least one Group VIb metal, disposed on the support material; and

a solid carbon product deposited on the metallic catalytic particle, wherein at least 55% of the solid carbon product comprises single-walled carbon nanotubes.

44. The carbon nanotube product of claim 43, wherein the Group VIII metal is Co, Ni, Ru, Rh, Pd, Ir, or Pt, or any combination thereof.

45. The carbon nanotube product of claim 43 or 44, wherein the VIb metal is Cr, Mo, or W, or any combination thereof.

46. The carbon nanotube product of any one of claims 43 to 45, wherein the concentration of the Group VIb metal exceeds the concentration of the Group VIII metal.

47. The carbon nanotube product of any one of claims 43 to 46, wherein the Group VIII metal and the Group VIb metal are in a ratio of one part Group VIII metal to at least two parts Group VIb metal.

48. The carbon nanotube product of any one of claims 43 to 47, wherein the support material is silica.

49. The carbon nanotube product of any one of claims 43 to 48, wherein at least 80% of the solid carbon product comprises single-walled carbon nanotubes.

50. The carbon nanotube product of any one of claims 43 to 49, wherein at least 88% of the solid carbon product comprises single-walled carbon nanotubes.

51. The carbon nanotube product of any one of claims 43 to 50, wherein at least 94% of the solid carbon product comprises single-walled carbon nanotubes.

52. The carbon nanotube product of any one of claims 43 to 51, wherein the Group VIII metal is Co and the Group VIb metal is Mo.

53. The carbon nanotube product of claim 52, wherein the Co and Mo are in a ratio of one part Co to at least two parts Mo.

54. The carbon nanotube product of any one of claims 52 or 53, wherein the metallic catalytic particle comprises from 1% to 20% by weight of Co and Mo.

55. The carbon nanotube product of any one of claims 43 to 54, wherein the metallic catalytic particle comprises at least one additional Group VIII metal.

56. The carbon nanotube product of any one of claims 43 to 55, wherein the metallic catalytic particle comprises at least one Group VIb metal.

57. The carbon nanotube product of any one of claims 43 to 47 and 49 to 56, wherein the support material is silica, MCM-41, alumina, MgO, aluminum-stabilized magnesium oxide, ZrO₂, molecular sieve zeolite, quartz, glass, silicon, or an oxidized silicon surface, or any combination thereof.

WO 00/73205

PCT/US00/15362



FIGURE 1

1/11



FIGURE 2

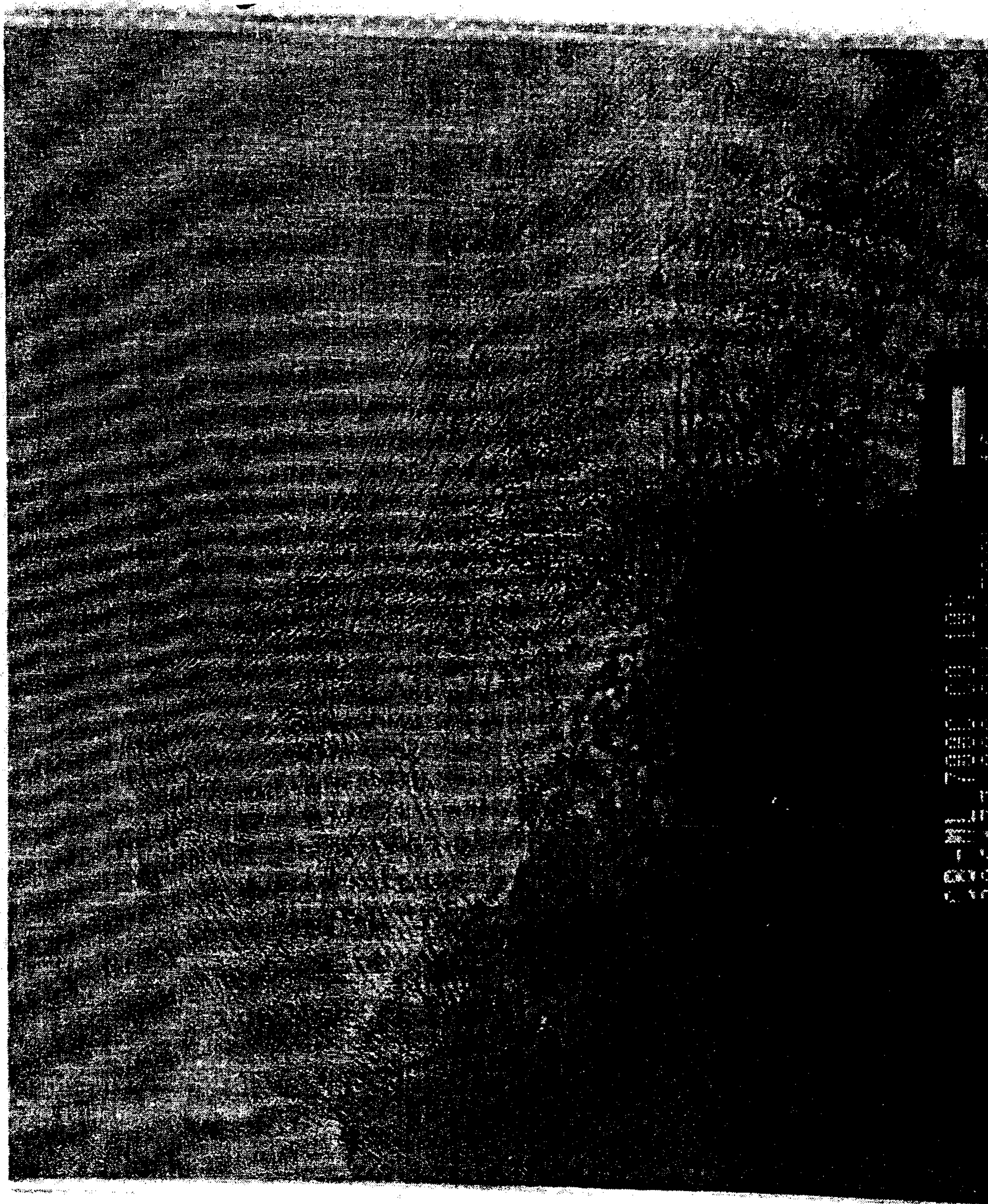



FIGURE 3

FIGURE 4



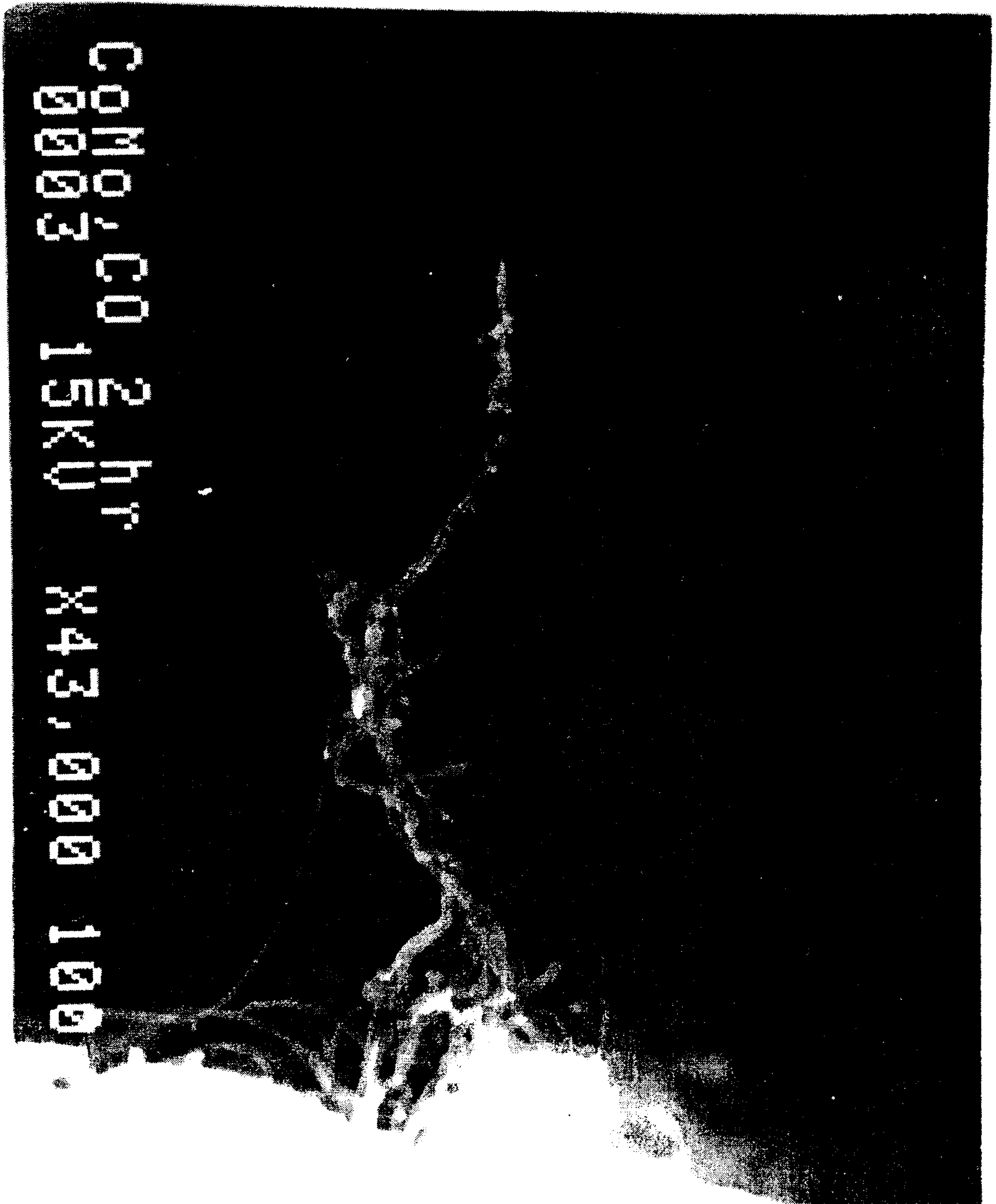


FIGURE 5

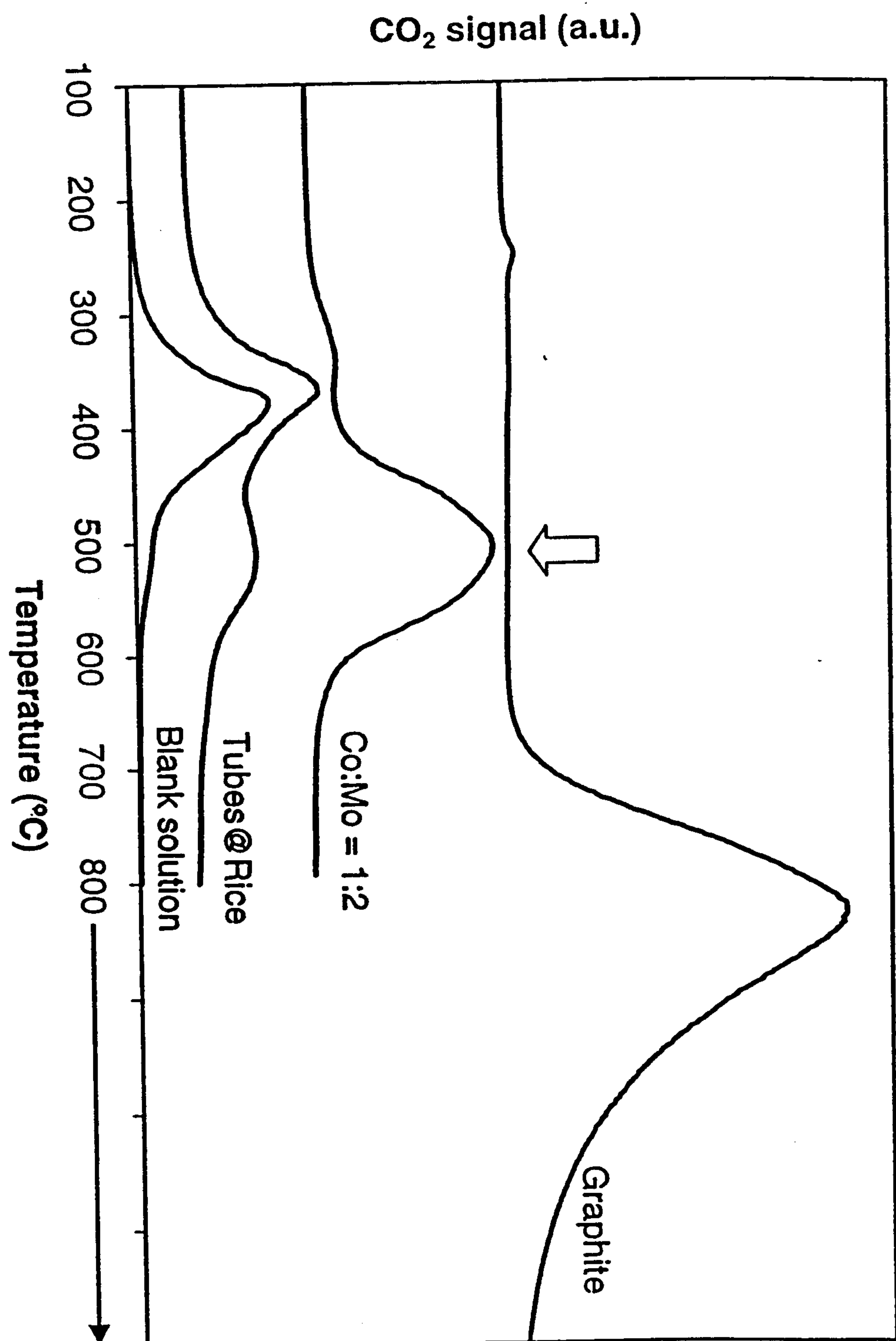


FIGURE 6

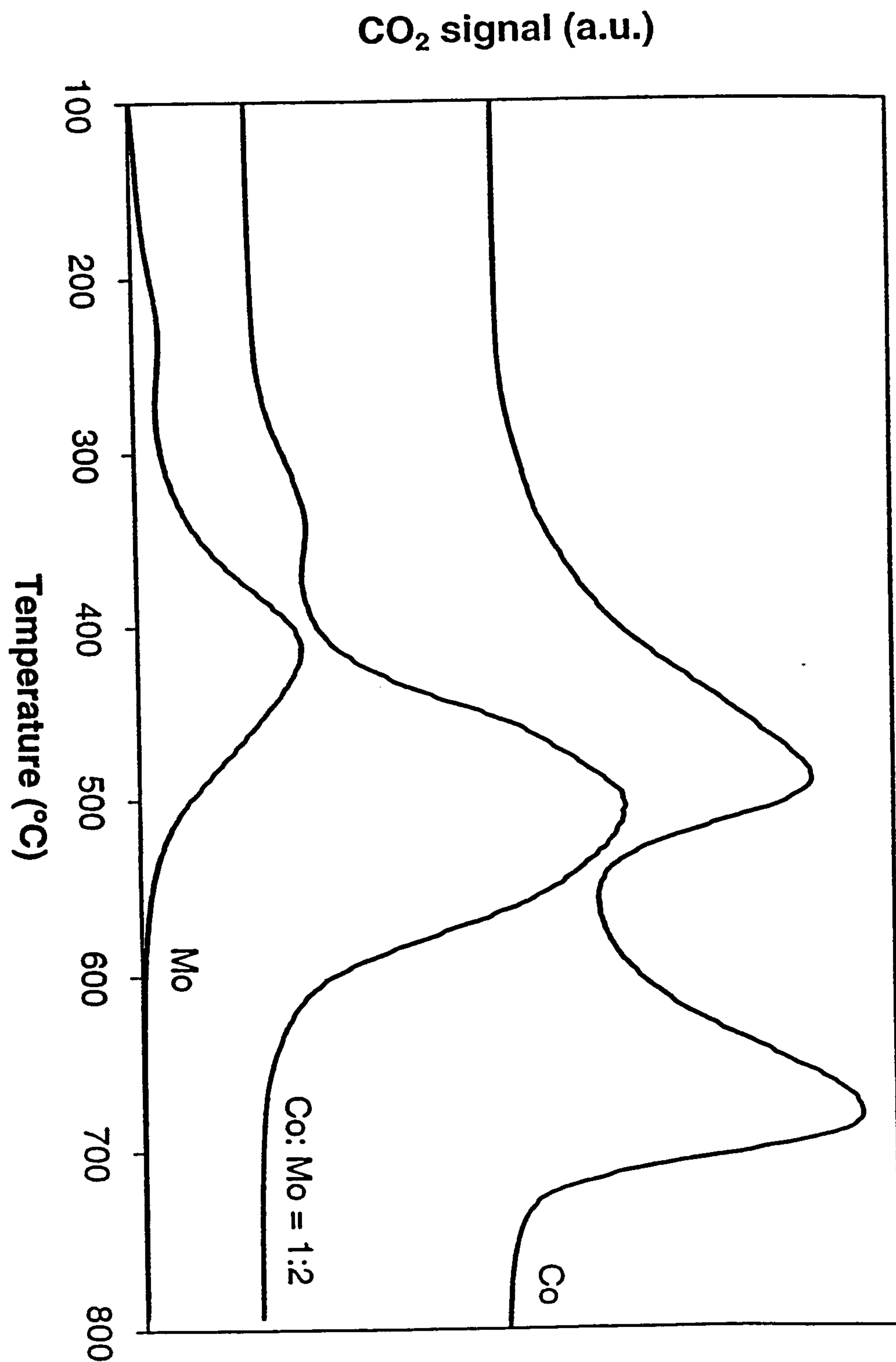


FIGURE 7

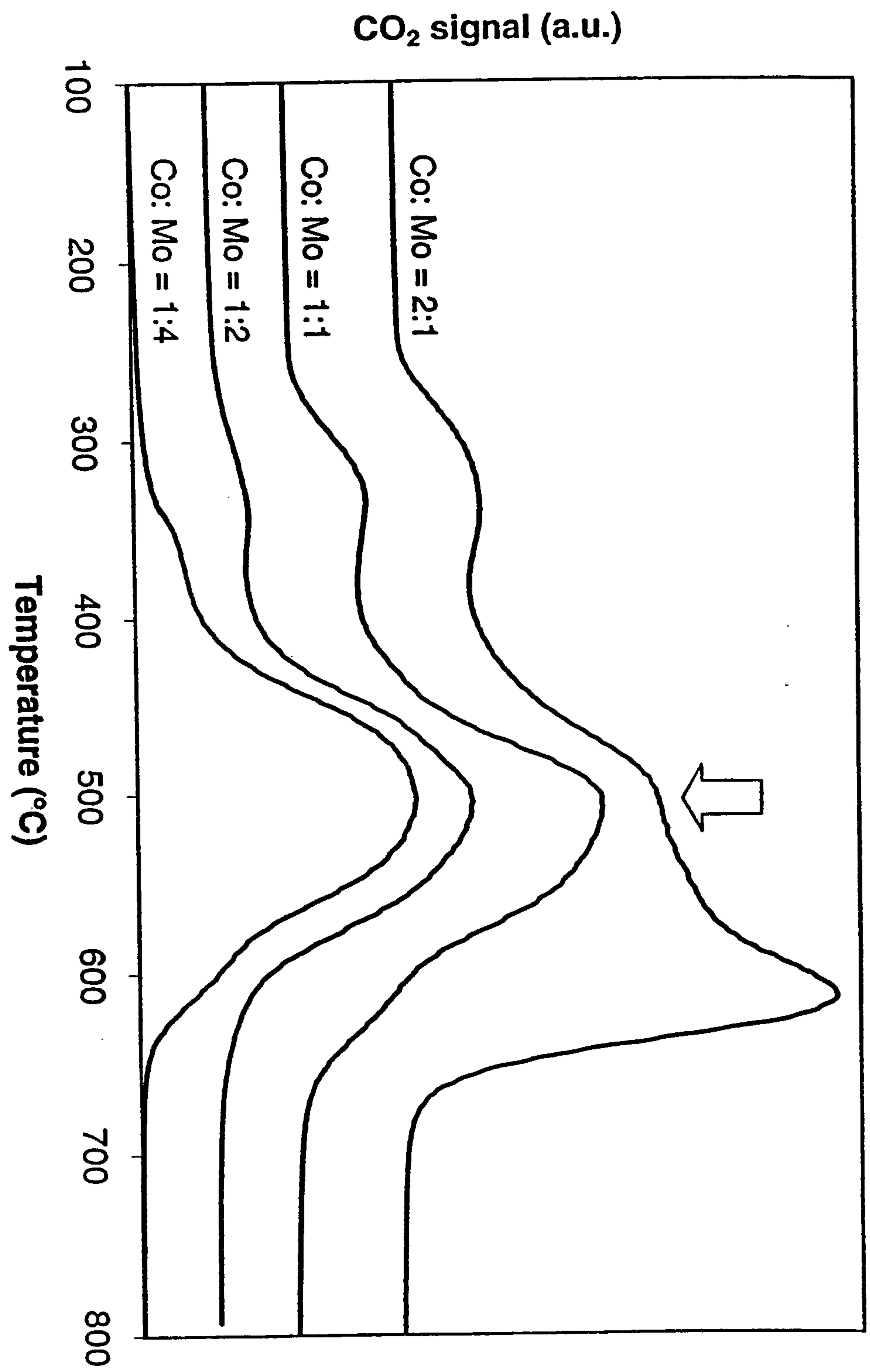
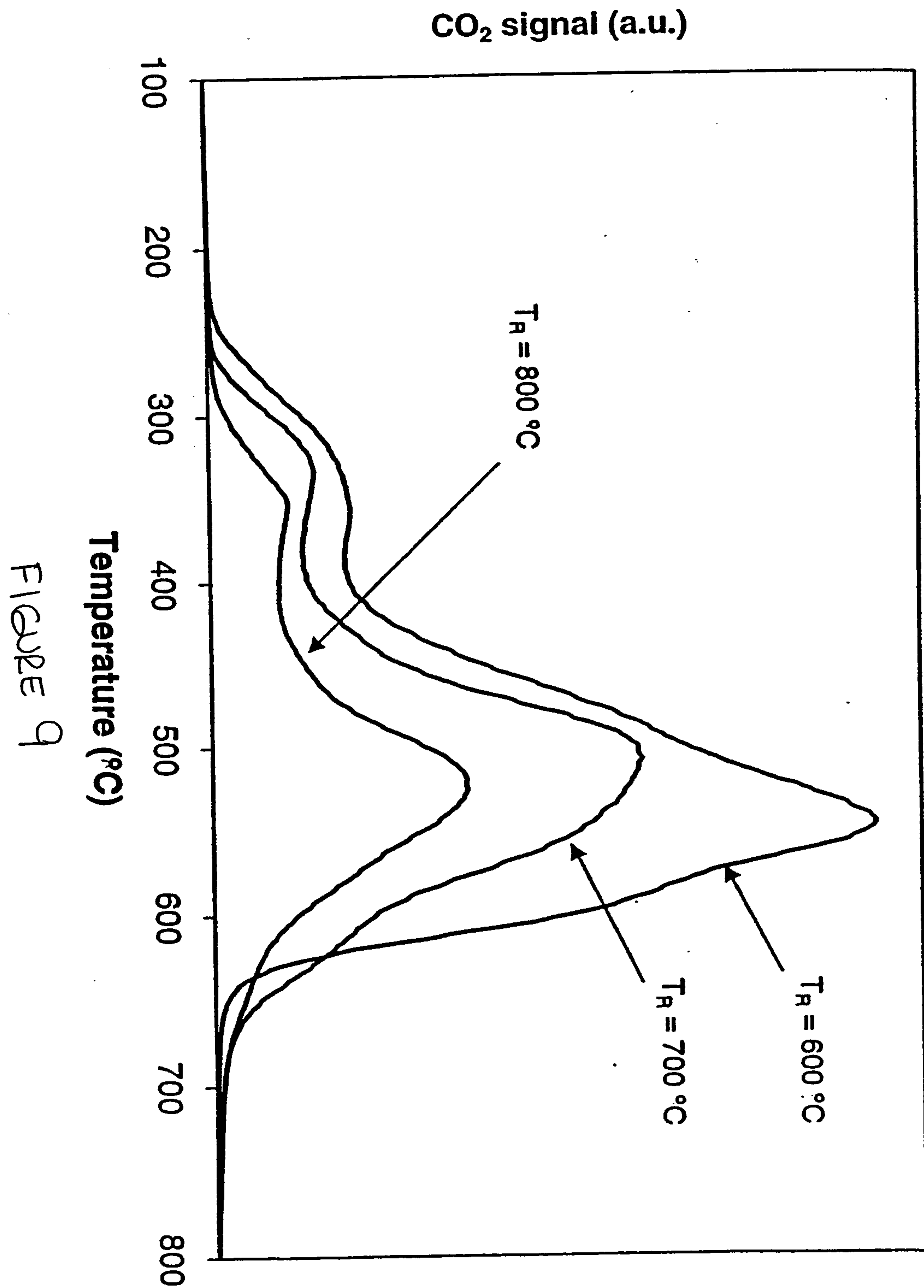


FIGURE 8



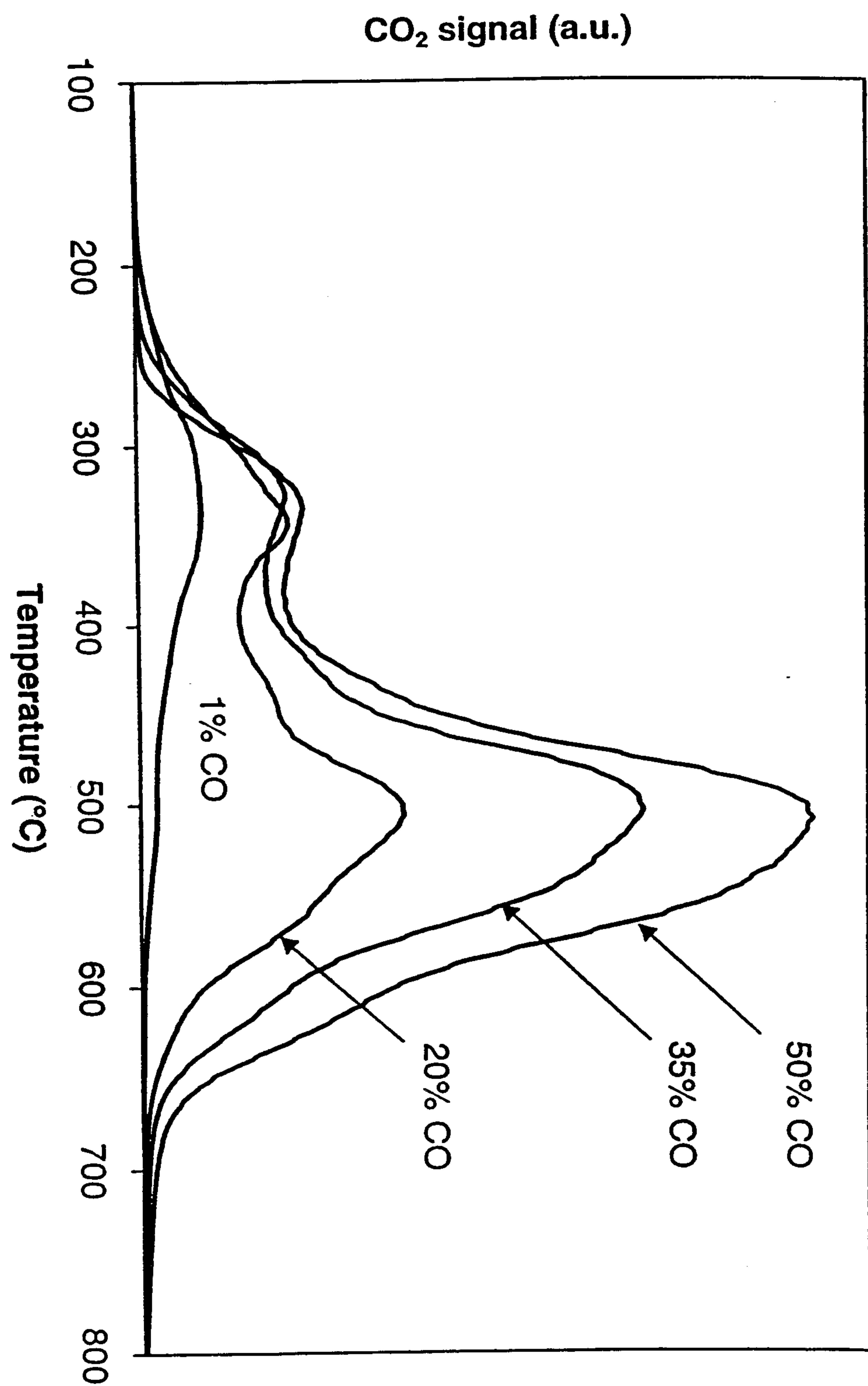


FIGURE 10

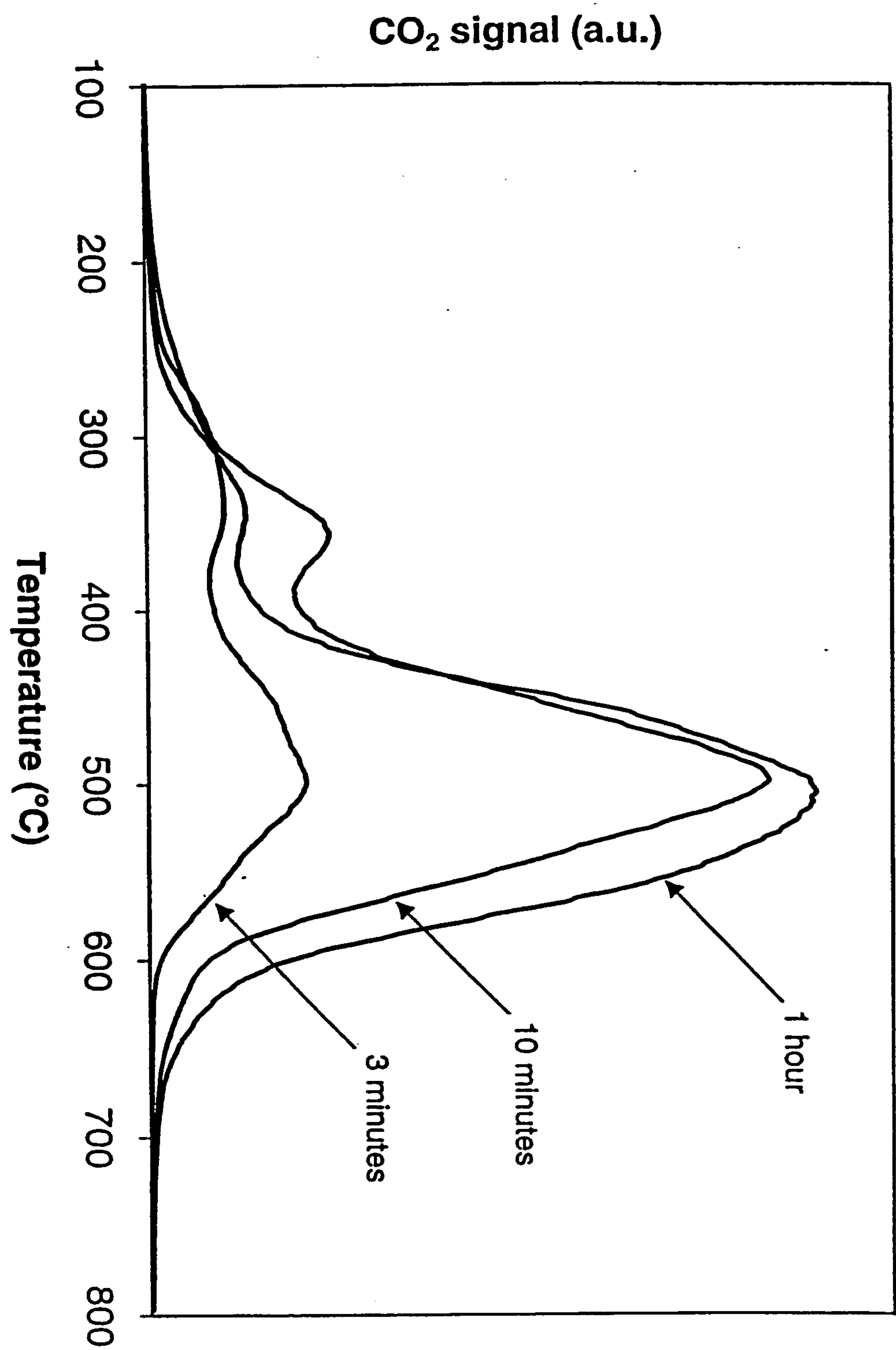


FIGURE 11

10-ML 7000 01 141
336433 200 01 141

10-ML 7000 01 141

336433 200 01 141