

Patent Application

(21) Application number:	2012074621	(71) Applicant:	VANDERBILT UNIVERSITY OFFICE OF TECHNOLOGY TRANSFER, 305 KIRKLAND HALL, NASHVILLE, TN 37240 TN US
(22) Date of filing:	03.06.2008		
(30) Priority:	US 60/941,686 03.06.2007		
	US 60/985,041 02.11.2007	(72) Inventor:	CONN, P., JEFFREY 9012 GREY POINT CT., BRENTWOOD, TN 37027 US LINDSLEY, CRAIG, W. 2205 BROOKHAVEN COURT, BRENTWOOD, TN 37027 US WEAVER, CHARLES, DAVID 3012 BRIDLEWOOD TRAIL, FRANKLIN, TN 37067 US RODRIGUEZ, ALICE, L. 2215B GARLAND AVENUE, NASHVILLE, TN 37232-0575 US NISWENDER, COLLEEN, M. 9634 BRUNSWICK DRIVE, BRENTWOOD, TN 37027 US JONES, CARRIE, K. 7221 HIGHWAY 70 SOUTH, APT. 636, NASHVILLE, TN 37221 US WILLIAMS, RICHARD 412 RAMBLEWOOD CIRCLE, NASHVILLE, TN 37221 US

(54) **Title:**
BENZAMIDE MGLUR5 POSITIVE ALLOSTERIC MODULATORS AND METHODS OF MAKING AND USING SAME

(57) **Abstract:**
BENZAMIDE mCLuR5 POSITIVE ALLOSTERIC MODULATORS AND METHODS OF MAKING AND USING SAME
ABSTRACT In one aspect, the invention relates to compounds, including benzamide derivatives and cyclic benzamide derivatives, which are useful as positive allosteric modulators of the metabotropic glutamate receptor subtype 5 (mGluR5); synthetic methods for making the compounds; pharmaceutical compositions comprising the compounds; and methods of treating neurological and psychiatric disorders associated with glutamate dysfunction using the compounds and compositions. This abstract is intended as a scanning tool for purposes of searching in the particular art and is not intended to be limiting of the present invention. FIG. 1

BENZAMIDE mGLuR5 POSITIVE ALLOSTERIC MODULATORS AND METHODS OF MAKING AND USING SAME

ABSTRACT

In one aspect, the invention relates to compounds, including benzamide derivatives and cyclic benzamide derivatives, which are useful as positive allosteric modulators of the metabotropic glutamate receptor subtype 5 (mGluR5); synthetic methods for making the compounds; pharmaceutical compositions comprising the compounds; and methods of treating neurological and psychiatric disorders associated with glutamate dysfunction using the compounds and compositions. This abstract is intended as a scanning tool for purposes of searching in the particular art and is not intended to be limiting of the present invention.

FIG. 1

BENZAMIDE mGluR5 POSITIVE ALLOSTERIC MODULATORS AND METHODS OF MAKING AND USING SAME

CROSS-REFERENCE TO RELATED APPLICATIONS

- 5 [0001] This application claims the benefit of United States Application No. 60/941,686, filed June 3, 2007, and United States Application No. 60/985,041, filed November 2, 2007, which are hereby incorporated herein by reference in their entireties.

ACKNOWLEDGMENT

- 10 [0002] This invention was made with government support under Grants NIH/NIMH R01 MH062646 and F32 NS049865 awarded by the National Institutes of Health. The United States government has certain rights in the invention.

BACKGROUND

- 15 [0003] L-glutamic acid, the most commonly occurring neurotransmitter in the central nervous system, plays a role in a large number of physiological processes. The glutamate-dependent stimulus receptors are divided into two main groups. The first main group forms ligand-controlled ion channels. The second main group is metabotropic glutamate receptors (mGluRs), which belong to the family of G-protein-coupled receptors. Metabotropic glutamate receptors, including mGluR5, have been implicated in a wide range of biological functions, indicating a potential role for the mGluR5 receptor in a variety of disease processes in mammals. Ligands of metabotropic glutamate receptors can be used for the treatment or prevention of acute and/or chronic neurological and/or psychiatric disorders associated with glutamate dysfunction, such as psychosis, schizophrenia, age-related cognitive decline, and the like.

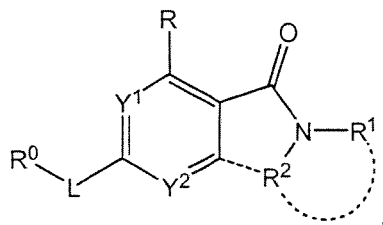
- 25 [0004] Selective positive allosteric modulators are compounds that do not directly activate receptors by themselves, but binding of these compounds increase the affinity of a glutamate-site agonist at its extracellular N-terminal binding site. Positive allosteric modulation (potentiations) is thus an attractive mechanism for enhancing appropriate physiological receptor activation.

[0005] Unfortunately, there is a scarcity of selective positive allosteric modulators for the mGluR5 receptor. Further, conventional mGluR5 receptor modulators typically lack satisfactory aqueous solubility and exhibit poor oral bioavailability. Therefore, there remains a need for methods and compositions that overcome these deficiencies and that effectively provide selective positive allosteric modulators for the mGluR5 receptor.

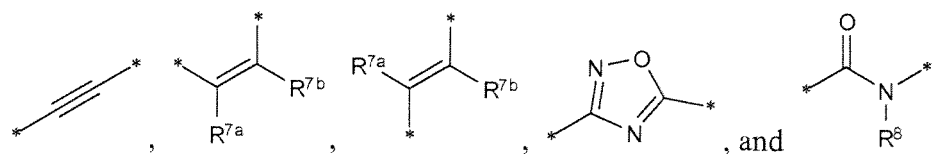
SUMMARY

[0006] In accordance with the purpose(s) of the invention, as embodied and broadly described herein, the invention, in one aspect, relates to compounds useful as positive allosteric modulators (*i.e.*, potentiators) of the metabotropic glutamate receptor subtype 5 (mGluR5), methods of making same, pharmaceutical compositions comprising same, and methods of treating neurological and psychiatric disorders associated with glutamate dysfunction using same.

[0007] Disclosed are methods for the treatment of a disorder in a mammal comprising the step of administering to the mammal at least one compound having a structure represented by a formula:

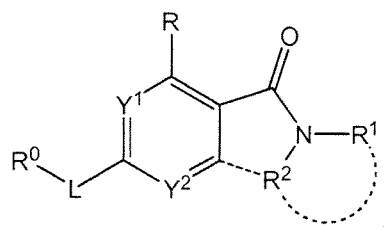


wherein each ---- is an optional covalent bond; wherein Y¹ and Y² are independently selected from N and C-R; wherein each R is independently selected from hydrogen, halogen, hydroxyl, cyano, nitro, thiol, or an organic radical comprising 1 to 12 carbon atoms; wherein R¹ and R² are independently hydrogen or an optionally substituted organic radical comprising from 1 to 12 carbon atoms; wherein R⁰ is an optionally substituted organic radical comprising 4 to 14 carbon atoms; wherein L is an organic divalent radical comprising 1 to 7 carbon atoms and is selected from:

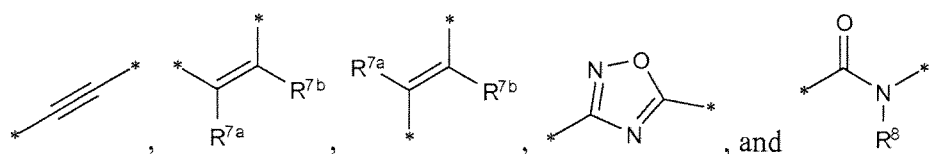


wherein R^{7a} and R^{7b} together form an optionally substituted carbocyclic or heterocyclic ring having from two to five carbons or are independently selected from hydrogen, halogen, hydroxyl, cyano, nitro, thiol, amino, and an organic radical comprising 1 to 5 carbon atoms selected from optionally substituted C1-C5 alkyl or C2-C5 alkenyl or C2-C5 alkynyl, optionally substituted C1-C5 heteroalkyl or C2-C5 heteroalkenyl or C2-C5 heteroalkynyl, optionally substituted C3-C5 cycloalkyl or C3-C5 cycloalkenyl, optionally substituted C3-C5 heterocycloalkyl or C3-C5 heterocycloalkenyl, optionally substituted aryl, optionally substituted heteroaryl, optionally substituted alkoxy, optionally substituted thioalkyl, optionally substituted alkylsulfinyl, optionally substituted alkylsulfonyl, and optionally substituted amino, thioamido, amidosulfonyl, alkoxycarbonyl, carboxamide, amino-carbonyl, and alkylamine-carbonyl; and wherein R^8 is selected from hydrogen, and an organic radical comprising 1 to 6 carbon atoms selected from optionally substituted C1-C6 alkyl or C2-C6 alkenyl or C2-C6 alkynyl, optionally substituted C1-C6 heteroalkyl or C2-C6 heteroalkenyl or C2-C6 heteroalkynyl, optionally substituted C3-C6 cycloalkyl or C3-C6 cycloalkenyl or C6 cycloalkynyl, optionally substituted C3-C6 heterocycloalkyl or C3-C6 heterocycloalkenyl or C6 heterocycloalkynyl, optionally substituted aryl, and optionally substituted heteroaryl; or a pharmaceutically acceptable salt or N-oxide thereof, in a dosage and amount effective to treat the disorder in the mammal.

[0008] Also disclosed are methods for potentiation of metabotropic glutamate receptor activity in a mammal comprising the step of administering to the mammal at least one compound having a structure represented by a formula:

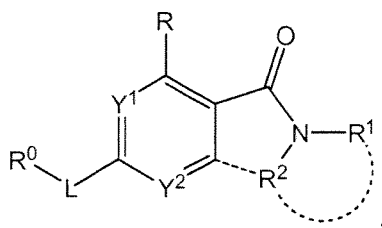


wherein each ----- is an optional covalent bond; wherein Y^1 and Y^2 are independently selected from N and C-R; wherein each R is independently selected from hydrogen, halogen, hydroxyl, cyano, nitro, thiol, or an organic radical comprising 1 to 12 carbon atoms; wherein R^1 and R^2 are independently hydrogen or an optionally substituted organic radical comprising from 1 to 12 carbon atoms; wherein R^0 is an optionally substituted organic radical comprising 4 to 14 carbon atoms; and wherein L is an organic divalent radical comprising 1 to 7 carbon atoms and is selected from:

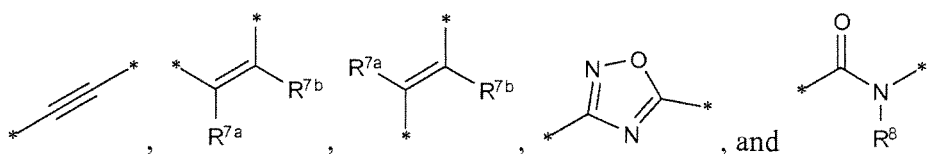


wherein R^{7a} and R^{7b} together form an optionally substituted carbocyclic or heterocyclic ring having from two to five carbons or are independently selected from hydrogen, halogen, hydroxyl, cyano, nitro, thiol, amino, and an organic radical comprising 1 to 5 carbon atoms selected from optionally substituted C1-C5 alkyl or C2-C5 alkenyl or C2-C5 alkynyl, optionally substituted C1-C5 heteroalkyl or C2-C5 heteroalkenyl or C2-C5 heteroalkynyl, optionally substituted C3-C5 cycloalkyl or C3-C5 cycloalkenyl, optionally substituted C3-C5 heterocycloalkyl or C3-C5 heterocycloalkenyl, optionally substituted aryl, optionally substituted heteroaryl, optionally substituted alkoxy, optionally substituted thioalkyl, optionally substituted alkylsulfinyl, optionally substituted alkylsulfonyl, and optionally substituted amino, thioamido, amidosulfonyl, alkoxycarbonyl, carboxamide, amino-carbonyl, and alkylamine-carbonyl; or a pharmaceutically acceptable salt or N-oxide thereof, in a dosage and amount effective to potentiate metabotropic glutamate receptor activity in the mammal.

[0009] Also disclosed are methods for partial agonism of metabotropic glutamate receptor activity in a mammal comprising the step of administering to the mammal at least one compound having a structure represented by a formula:

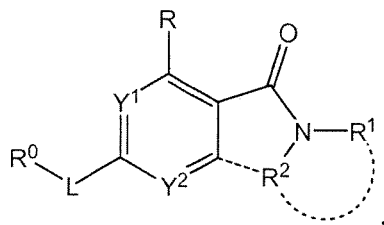


wherein each ----- is an optional covalent bond; wherein Y^1 and Y^2 are independently selected from N and C-R; wherein each R is independently selected from hydrogen, halogen, hydroxyl, cyano, nitro, thiol, or an organic radical comprising 1 to 12 carbon atoms; wherein R^1 and R^2 are independently hydrogen or an optionally substituted organic radical comprising from 1 to 12 carbon atoms; wherein R^0 is an optionally substituted organic radical comprising 4 to 14 carbon atoms; wherein L is an organic divalent radical comprising 1 to 7 carbon atoms and is selected from:

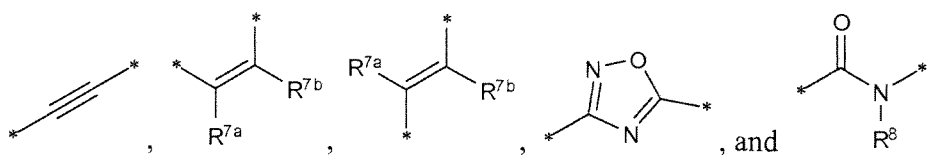


wherein R^{7a} and R^{7b} together form an optionally substituted carbocyclic or heterocyclic ring having from two to five carbons or are independently selected from hydrogen, halogen, hydroxyl, cyano, nitro, thiol, amino, and an organic radical comprising 1 to 5 carbon atoms selected from optionally substituted C1-C5 alkyl or C2-C5 alkenyl or C2-C5 alkynyl, optionally substituted C1-C5 heteroalkyl or C2-C5 heteroalkenyl or C2-C5 heteroalkynyl, optionally substituted C3-C5 cycloalkyl or C3-C5 cycloalkenyl, optionally substituted C3-C5 heterocycloalkyl or C3-C5 heterocycloalkenyl, optionally substituted aryl, optionally substituted heteroaryl, optionally substituted alkoxy, optionally substituted thioalkyl, optionally substituted alkylsulfinyl, optionally substituted alkylsulfonyl, and optionally substituted amino, thioamido, amidosulfonyl, alkoxycarbonyl, carboxamide, amino-carbonyl, and alkylamine-carbonyl; or a pharmaceutically acceptable salt or N-oxide thereof, in a dosage and amount effective to exhibit partial agonism of metabotropic glutamate receptor activity in the mammal.

[0010] Also disclosed are methods for enhancing cognition in a mammal comprising the step of administering to the mammal at least one compound having a structure represented by a formula:



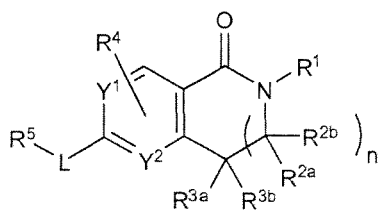
- 5 wherein each ---- is an optional covalent bond; wherein Y¹ and Y² are independently selected from N and C-R; wherein each R is independently selected from hydrogen, halogen, hydroxyl, cyano, nitro, thiol, or an organic radical comprising 1 to 12 carbon atoms; wherein R¹ and R² are independently hydrogen or an optionally substituted organic radical comprising from 1 to 12 carbon atoms; wherein R⁰ is an optionally substituted organic radical comprising 4 to 14
 10 carbon atoms; wherein L is an organic divalent radical comprising 1 to 7 carbon atoms and is selected from:



- wherein R^{7a} and R^{7b} together form an optionally substituted carbocyclic or heterocyclic ring having from two to five carbons or are independently selected from hydrogen, halogen,
 15 hydroxyl, cyano, nitro, thiol, amino, and an organic radical comprising 1 to 5 carbon atoms selected from optionally substituted C1-C5 alkyl or C2-C5 alkenyl or C2-C5 alkynyl, optionally substituted C1-C5 heteroalkyl or C2-C5 heteroalkenyl or C2-C5 heteroalkynyl, optionally substituted C3-C5 cycloalkyl or C3-C5 cycloalkenyl, optionally substituted C3-C5 heterocycloalkyl or C3-C5 heterocycloalkenyl, optionally substituted aryl, optionally
 20 substituted heteroaryl, optionally substituted alkoxyl, optionally substituted thioalkyl, optionally substituted alkylsulfinyl, optionally substituted alkylsulfonyl, and optionally substituted amino, thioamido, amidosulfonyl, alkoxycarbonyl, carboxamide, amino-carbonyl,

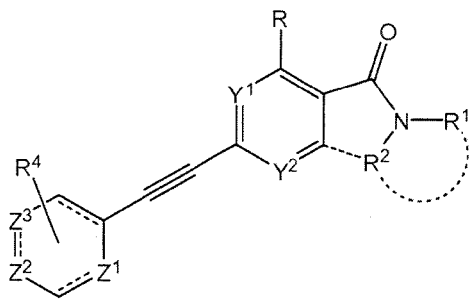
and alkylamine-carbonyl; or a pharmaceutically acceptable salt or N-oxide thereof, in a dosage and amount effective to enhance cognition in the mammal.

[0011] Also disclosed are methods for the treatment of a disorder in a mammal comprising the step of administering to the mammal at least one compound having a structure:



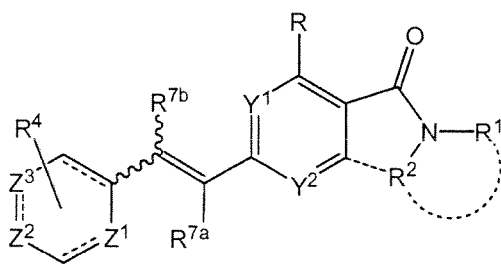
wherein n is 0, 1, 2, 3 or 4; wherein Y¹ and Y² are independently selected from C and N; wherein R¹ is hydrogen or an organic radical comprising 1 to 12 carbon atoms; wherein R^{2a} and R^{2b}, when present, together comprise =O or =S or each R^{2a} and R^{2b} is independently hydrogen, halogen, hydroxyl, cyano, nitro, thiol, amino, or an organic radical comprising 1 to 6 carbon atoms; wherein R^{3a} and R^{3b} together comprise =O or =S or each R^{3a} and R^{3b} is independently hydrogen, halogen, hydroxyl, cyano, nitro, thiol, amino, or an organic radical comprising 1 to 6 carbon atoms; wherein R⁴ comprises one, two, or three substituents independently present as hydrogen, halogen, hydroxyl, cyano, nitro, thiol, or an organic radical comprising 1 to 12 carbon atoms; wherein L is an organic divalent radical comprising 1 to 7 carbon atoms; and wherein R⁵ is an organic radical comprising 4 to 14 carbon atoms, or a pharmaceutically acceptable salt or N-oxide thereof, in a dosage and amount effective to treat the disorder in the mammal.

[0012] Also disclosed are compounds having a structure represented by a formula:



wherein R^1 and R^2 are independently optionally substituted organic radicals comprising from 1 to 12 carbon atoms; wherein each ----- is an optional covalent bond; wherein Y^1 and Y^2 are independently selected from N and C-R; wherein each R is independently selected from hydrogen, halogen, hydroxyl, cyano, nitro, thiol, or an organic radical comprising 1 to 12 carbon atoms; wherein Z^1 , Z^2 , and Z^3 are independently selected from N and C- R^4 , with the proviso that no more than two of Z^1 , Z^2 , and Z^3 are nitrogen; and wherein R^4 comprises up to five substituents independently selected from hydrogen, halogen, hydroxyl, cyano, nitro, thiol, optionally substituted alkyl or alkenyl or alkynyl, optionally substituted heteroalkyl or heteroalkenyl or heteroalkynyl, optionally substituted cycloalkyl or cycloalkenyl or cycloalkynyl, optionally substituted heterocycloalkyl or heterocycloalkenyl or heterocycloalkynyl, optionally substituted aryl, optionally substituted heteroaryl, optionally substituted alkoxy, optionally substituted thioalkyl, optionally substituted alkylsulfinyl, optionally substituted alkylsulfonyl, and optionally substituted amino, thioamido, amidosulfonyl, alkoxycarbonyl, carboxamide, amino-carbonyl, and alkylamine-carbonyl; or a pharmaceutically acceptable salt or N-oxide thereof, wherein the compound exhibits potentiation of mGluR5 response to glutamate as an increase in response to non-maximal concentrations of glutamate in human embryonic kidney cells transfected with rat mGluR5 in the presence of the compound, compared to the response to glutamate in the absence of the compound.

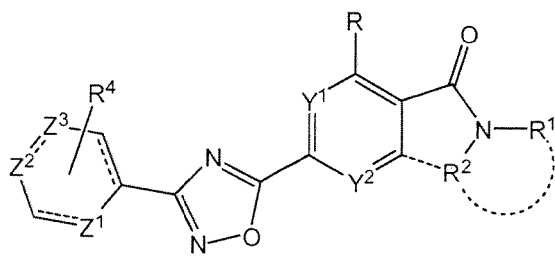
[0013] Also disclosed are compounds having a structure represented by a formula:



wherein R^1 and R^2 are independently hydrogen or an optionally substituted organic radical comprising from 1 to 12 carbon atoms; wherein each ----- is an optional covalent bond; wherein Y^1 and Y^2 are independently selected from N and C-R; wherein each R is independently selected from hydrogen, halogen, hydroxyl, cyano, nitro, thiol, or an organic

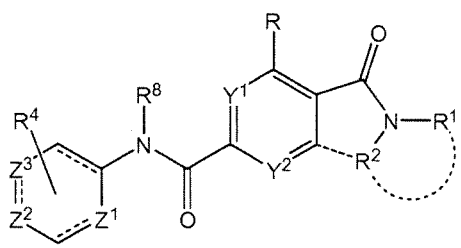
radical comprising 1 to 12 carbon atoms; wherein Z^1 , Z^2 , and Z^3 are independently selected from N and C- R^4 , with the proviso that no more than two of Z^1 , Z^2 , and Z^3 are nitrogen; wherein R^4 comprises up to five substituents independently selected from hydrogen, halogen, hydroxyl, cyano, nitro, thiol, optionally substituted alkyl or alkenyl or alkynyl, optionally substituted heteroalkyl or heteroalkenyl or heteroalkynyl, optionally substituted cycloalkyl or cycloalkenyl or cycloalkynyl, optionally substituted heterocycloalkyl or heterocycloalkenyl or heterocycloalkynyl, optionally substituted aryl, optionally substituted heteroaryl, optionally substituted alkoxy, optionally substituted thioalkyl, optionally substituted alkylsulfanyl, optionally substituted alkylsulfonyl, and optionally substituted amino, thioamido, amidosulfonyl, alkoxycarbonyl, carboxamide, amino-carbonyl, and alkylamine-carbonyl; and wherein R^{7a} and R^{7b} together form an optionally substituted carbocyclic or heterocyclic ring having from two to five carbons or are independently selected from hydrogen, halogen, hydroxyl, cyano, nitro, thiol, amino, and an organic radical comprising 1 to 5 carbon atoms selected from optionally substituted C1-C6 alkyl or C2-C6 alkenyl or C2-C6 alkynyl, optionally substituted C1-C6 heteroalkyl or C2-C6 heteroalkenyl or C2-C6 heteroalkynyl, optionally substituted C3-C8 cycloalkyl or C3-C8 cycloalkenyl or C6-C8 cycloalkynyl, optionally substituted C3-C8 heterocycloalkyl or C3-C8 heterocycloalkenyl or C6-C8 heterocycloalkynyl, optionally substituted aryl, optionally substituted heteroaryl, optionally substituted alkoxy, optionally substituted thioalkyl, optionally substituted alkylsulfanyl, optionally substituted alkylsulfonyl, and optionally substituted amino, thioamido, amidosulfonyl, alkoxycarbonyl, carboxamide, amino-carbonyl, and alkylamine-carbonyl; or a pharmaceutically acceptable salt or N-oxide thereof, wherein the compound exhibits potentiation of mGluR5 response to glutamate as an increase in response to non-maximal concentrations of glutamate in human embryonic kidney cells transfected with rat mGluR5 in the presence of the compound, compared to the response to glutamate in the absence of the compound.

[0014] Also disclosed are compounds having a structure represented by a formula:



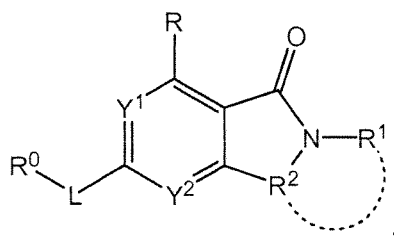
wherein R^1 and R^2 are independently optionally substituted organic radicals comprising from 1 to 12 carbon atoms; wherein each ----- is an optional covalent bond; wherein Y^1 and Y^2 are independently selected from N and C-R; wherein each R is independently selected from hydrogen, halogen, hydroxyl, cyano, nitro, thiol, or an organic radical comprising 1 to 12 carbon atoms; wherein Z^1 , Z^2 , and Z^3 are independently selected from N and C- R^4 , with the proviso that no more than two of Z^1 , Z^2 , and Z^3 are nitrogen; and wherein R^4 comprises up to five substituents independently selected from hydrogen, halogen, hydroxyl, cyano, nitro, thiol, optionally substituted alkyl or alkenyl or alkynyl, optionally substituted heteroalkyl or heteroalkenyl or heteroalkynyl, optionally substituted cycloalkyl or cycloalkenyl or cycloalkynyl, optionally substituted heterocycloalkyl or heterocycloalkenyl or heterocycloalkynyl, optionally substituted aryl, optionally substituted heteroaryl, optionally substituted alkoxy, optionally substituted thioalkyl, optionally substituted alkylsulfinyl, optionally substituted alkylsulfonyl, and optionally substituted amino, thioamido, amidosulfonyl, alkoxycarbonyl, carboxamide, amino-carbonyl, and alkylamine-carbonyl; or a pharmaceutically acceptable salt or N-oxide thereof, wherein the compound exhibits potentiation of mGluR5 response to glutamate as an increase in response to non-maximal concentrations of glutamate in human embryonic kidney cells transfected with rat mGluR5 in the presence of the compound, compared to the response to glutamate in the absence of the compound.

[0015] Also disclosed are compounds having a structure represented by a formula:



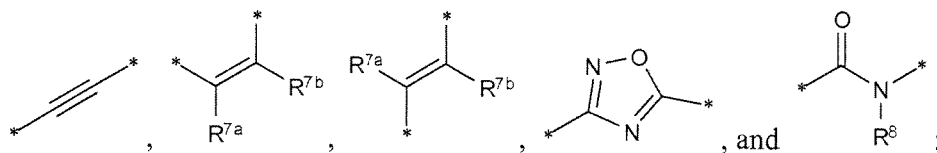
wherein R^1 and R^2 are independently hydrogen or an optionally substituted organic radical comprising from 1 to 12 carbon atoms; wherein each ----- is an optional covalent bond; wherein Y^1 and Y^2 are independently selected from N and C-R; wherein each R is independently selected from hydrogen, halogen, hydroxyl, cyano, nitro, thiol, or an organic radical comprising 1 to 12 carbon atoms; wherein Z^1 , Z^2 , and Z^3 are independently selected from N and C- R^4 , with the proviso that no more than two of Z^1 , Z^2 , and Z^3 are nitrogen; wherein R^4 comprises up to five substituents independently selected from hydrogen, halogen, hydroxyl, cyano, nitro, thiol, optionally substituted alkyl or alkenyl or alkynyl, optionally substituted heteroalkyl or heteroalkenyl or heteroalkynyl, optionally substituted cycloalkyl or cycloalkenyl or cycloalkynyl, optionally substituted heterocycloalkyl or heterocycloalkenyl or heterocycloalkynyl, optionally substituted aryl, optionally substituted heteroaryl, optionally substituted alkoxy, optionally substituted thioalkyl, optionally substituted alkylsulfinyl, optionally substituted alkylsulfonyl, and optionally substituted amino, thioamido, amidosulfonyl, alkoxycarbonyl, carboxamide, amino-carbonyl, and alkylamine-carbonyl; and wherein R^8 is selected from hydrogen and lower alkyl; or a pharmaceutically acceptable salt or N-oxide thereof, wherein the compound exhibits potentiation of mGluR5 response to glutamate as an increase in response to non-maximal concentrations of glutamate in human embryonic kidney cells transfected with rat mGluR5 in the presence of the compound, compared to the response to glutamate in the absence of the compound.

[0016] Also disclosed are compounds having a structure represented by a formula:



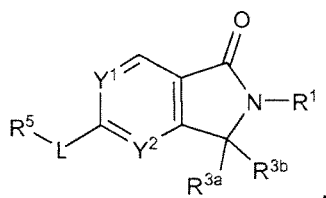
wherein each ----- is an optional covalent bond; wherein Y^1 and Y^2 are independently selected from N and C-R; wherein each R is independently selected from hydrogen, halogen, hydroxyl, cyano, nitro, thiol, or an organic radical comprising 1 to 12 carbon atoms; wherein R^1 and R^2 are independently hydrogen or an optionally substituted organic radical comprising from 1 to 12 carbon atoms; wherein R^0 is an optionally substituted organic radical comprising 4 to 14

carbon atoms; wherein L is an organic divalent radical comprising 1 to 7 carbon atoms and is selected from:

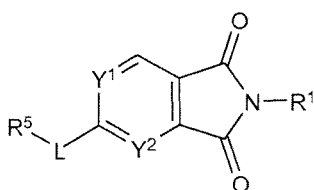


- wherein R^{7a} and R^{7b} together form an optionally substituted carbocyclic or heterocyclic ring
- 5 having from two to five carbons or are independently selected from hydrogen, halogen, hydroxyl, cyano, nitro, thiol, amino, and an organic radical comprising 1 to 5 carbon atoms selected from optionally substituted C1-C5 alkyl or C2-C5 alkenyl or C2-C5 alkynyl, optionally substituted C1-C5 heteroalkyl or C2-C5 heteroalkenyl or C2-C5 heteroalkynyl, optionally substituted C3-C5 cycloalkyl or C3-C5 cycloalkenyl, optionally substituted C3-C5
- 10 heterocycloalkyl or C3-C5 heterocycloalkenyl, optionally substituted aryl, optionally substituted heteroaryl, optionally substituted alkoxy, optionally substituted thioalkyl, optionally substituted alkylsulfinyl, optionally substituted alkylsulfonyl, and optionally substituted amino, thioamido, amidosulfonyl, alkoxycarbonyl, carboxamide, amino-carbonyl, and alkylamine-carbonyl; and wherein R⁸ is selected from hydrogen, and an organic radical
- 15 comprising 1 to 6 carbon atoms selected from optionally substituted C1-C6 alkyl or C2-C6 alkenyl or C2-C6 alkynyl, optionally substituted C1-C6 heteroalkyl or C2-C6 heteroalkenyl or C2-C6 heteroalkynyl, optionally substituted C3-C6 cycloalkyl or C3-C6 cycloalkenyl or C6 cycloalkynyl, optionally substituted C3-C6 heterocycloalkyl or C3-C6 heterocycloalkenyl or C6 heterocycloalkynyl, optionally substituted aryl, and optionally substituted heteroaryl; or a
- 20 pharmaceutically acceptable salt or N-oxide thereof, wherein the compound exhibits potentiation of mGluR5 response to glutamate as an increase in response to non-maximal concentrations of glutamate in human embryonic kidney cells transfected with rat mGluR5 in the presence of the compound, compared to the response to glutamate in the absence of the compound.
- 25 **[0017]** Also disclosed are compounds that exhibit potentiation of mGluR5 response to glutamate as an increase in response to non-maximal concentrations of glutamate in human embryonic kidney cells transfected with rat mGluR5 in the presence of the compound,

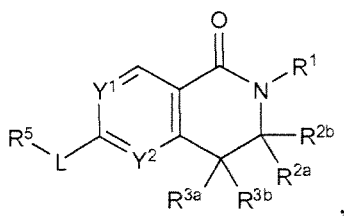
compared to the response to glutamate in the absence of the compound, comprising: an isoindolin-1-one derivative having a structure:



wherein R^1 is hydrogen or an organic radical comprising 1 to 12 carbon atoms; and wherein
 5 R^5 is an organic radical comprising 4 to 14 carbon atoms, with the proviso that if R^1 is hydrogen, then R^5 is optionally substituted phenyl or optionally substituted pyridinyl; an isoindoline-1,3-dione derivative having a structure:

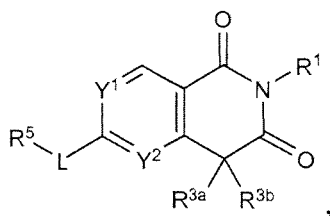


wherein R^1 is hydrogen or is selected from optionally substituted C1-C12 alkyl, optionally
 10 substituted C1-C12 heteroalkyl, optionally substituted C3-C12 cycloalkyl, or optionally substituted C3-C12 heterocycloalkyl, with the proviso that R^1 does not comprise silicon; and wherein R^5 is an organic radical comprising 4 to 14 carbon atoms, with the proviso that if R^1 is hydrogen, then R^5 is optionally substituted phenyl or optionally substituted pyridinyl, and with the proviso that if R^1 is methyl, then R^5 is an organic radical comprising 4 to 14 carbon
 15 atoms; a 3,4-dihydroisoquinolin-1(2H)-one derivative having a structure:

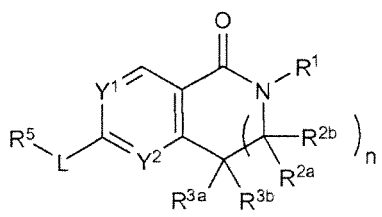


wherein R^1 is hydrogen or an organic radical comprising 1 to 12 carbon atoms; wherein each R^{2a} and R^{2b} is independently hydrogen, halogen, hydroxyl, cyano, nitro, thiol, amino, or an organic radical comprising 1 to 6 carbon atoms; and wherein R^5 is an organic radical

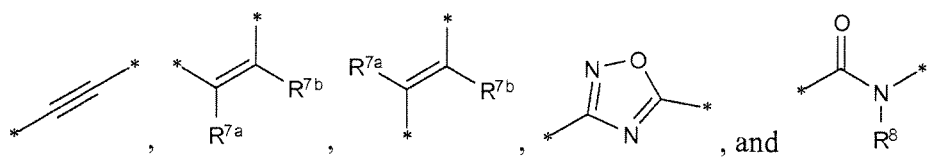
comprising 4 to 14 carbon atoms; an isoquinoline-1,3(2H,4H)-dione derivative having a structure:



wherein R¹ is hydrogen or an organic radical comprising 1 to 12 carbon atoms; and wherein
 5 R⁵ is an organic radical comprising 4 to 14 carbon atoms, with the proviso that R⁵ does not comprise a triphenylamine residue or a benzimidamide residue; or a bicyclic compound having a structure:



wherein n is 2, 3 or 4; wherein R¹ is hydrogen or an organic radical comprising 1 to 12 carbon
 10 atoms; wherein R²ᵃ and R²ᵇ together comprise =O or =S or each R²ᵃ and R²ᵇ is independently hydrogen, halogen, hydroxyl, cyano, nitro, thiol, amino, or an organic radical comprising 1 to 6 carbon atoms; and wherein R⁵ is an organic radical comprising 4 to 14 carbon atoms, or a pharmaceutically acceptable salt or N-oxide thereof, wherein Y¹ is selected from N and C-R⁴; wherein Y² is selected from N and C-H; wherein each R³ᵃ and R³ᵇ is independently hydrogen,
 15 halogen, hydroxyl, cyano, nitro, thiol, amino, or an organic radical comprising 1 to 6 carbon atoms; wherein R⁴ is hydrogen, halogen, hydroxyl, cyano, nitro, thiol, or an organic radical comprising 1 to 12 carbon atoms; wherein L is an organic divalent radical comprising 1 to 7 carbon atoms and is selected from:



wherein R^{7a} and R^{7b} together form an optionally substituted carbocyclic or heterocyclic ring having from two to five carbons or are independently selected from hydrogen, halogen, hydroxyl, cyano, nitro, thiol, amino, and an organic radical comprising 1 to 5 carbon atoms selected from optionally substituted C1-C5 alkyl or C2-C5 alkenyl or C2-C5 alkynyl,

5 optionally substituted C1-C5 heteroalkyl or C2-C5 heteroalkenyl or C2-C5 heteroalkynyl, optionally substituted C3-C5 cycloalkyl or C3-C5 cycloalkenyl, optionally substituted C3-C5 heterocycloalkyl or C3-C5 heterocycloalkenyl, optionally substituted aryl, optionally substituted heteroaryl, optionally substituted alkoxyl, optionally substituted thioalkyl, optionally substituted alkylsulfinyl, optionally substituted alkylsulfonyl, and optionally
10 substituted amino, thioamido, amidosulfonyl, alkoxycarbonyl, carboxamide, amino-carbonyl, and alkylamine-carbonyl; and wherein R⁸ is selected from hydrogen, and an organic radical comprising 1 to 6 carbon atoms selected from optionally substituted C1-C6 alkyl or C2-C6 alkenyl or C2-C6 alkynyl, optionally substituted C1-C6 heteroalkyl or C2-C6 heteroalkenyl or C2-C6 heteroalkynyl, optionally substituted C3-C6 cycloalkyl or C3-C6 cycloalkenyl or C6
15 cycloalkynyl, optionally substituted C3-C6 heterocycloalkyl or C3-C6 heterocycloalkenyl or C6 heterocycloalkynyl, optionally substituted aryl, and optionally substituted heteroaryl.

[0018] Also disclosed are pharmaceutical compositions comprising a therapeutically effective amount of at least one disclosed compound and a pharmaceutically acceptable carrier.

[0019] Also disclosed are methods for preparing the disclosed compounds.

20 [0020] Also disclosed are the products of the disclosed methods.

[0021] Also disclosed are methods for the manufacture of a medicament for potentiation of metabotropic glutamate receptor activity in a mammal comprising combining at least one disclosed compound, or a pharmaceutically acceptable salt or N-oxide thereof, with a pharmaceutically acceptable carrier.

25 [0022] Also disclosed are uses of the disclosed compounds, or a pharmaceutically acceptable salt or N-oxide thereof, to potentiate mGluR5 response in a mammal.

[0023] While aspects of the present invention can be described and claimed in a particular statutory class, such as the system statutory class, this is for convenience only and one of skill

in the art will understand that each aspect of the present invention can be described and claimed in any statutory class. Unless otherwise expressly stated, it is in no way intended that any method or aspect set forth herein be construed as requiring that its steps be performed in a specific order. Accordingly, where a method claim does not specifically state in the claims or descriptions that the steps are to be limited to a specific order, it is no way intended that an order be inferred, in any respect. This holds for any possible non-express basis for interpretation, including matters of logic with respect to arrangement of steps or operational flow, plain meaning derived from grammatical organization or punctuation, or the number or type of aspects described in the specification.

BRIEF DESCRIPTION OF THE FIGURES

[0024] The accompanying figures, which are incorporated in and constitute a part of this specification, illustrate several aspects and together with the description serve to explain the principles of the invention.

[0025] Figure 1 shows a schematic of the NMDA receptor.

[0026] Figure 2 shows a schematic illustrating that activation of mGluR5 potentiates NMDA receptor function.

[0027] Figure 3 illustrates allosteric modulation of mGluR5.

[0028] Figure 4 shows CDPPB as a potent and selective mGluR5 potentiator having modest efficacy in rodent behavioral models for antipsychotic activity.

[0029] Figure 5 shows classification of compounds as agonists, potentiators, and antagonists.

[0030] Figure 6 shows a schematic illustrating optimization of candidates.

[0031] Figure 7 tabulates displacement of [3H]methoxyPEPy and shows binding to the MPEP site with varying affinities.

[0032] Figure 8 shows in vivo efficacy for (4-hydroxypiperidin-1-yl)(4-(phenylethynyl)phenyl)methanone (Compound VU13).

[0033] Figure 9 shows *in vivo* efficacy for (4-hydroxy-4-propylpiperidin-1-yl)(4-(phenylethynyl)phenyl)methanone (Compound VU60).

[0034] Figure 10 shows *in vivo* efficacy for (4-(hydroxymethyl)piperidin-1-yl)(4-(phenylethynyl)phenyl)methanone (Compound VU14/C104B2).

5 [0035] Figure 11 shows cognitive improvement in a novel object recognition (NOR) paradigm by ADX47273.

[0036] Figure 12 shows effects of VU000067 on amphetamine-induced hyperlocomotion (Male Sprague-Dawley Rats-200-225 grams; N=4/ treatment group; VU000067 pretreatment 30 min i.p.).

10 [0037] Figure 13 shows effects of VU000098 on amphetamine-induced hyperlocomotion (Male Sprague-Dawley Rats-200-225 grams; N=4/ treatment group; VU000098 pretreatment 30 min i.p.).

[0038] Figure 14 shows effects of VU000069 on amphetamine-induced hyperlocomotion (Male Sprague-Dawley Rats-200-225 grams; N=4/ treatment group; VU000069 pretreatment
15 30 min i.p.).

[0039] Figure 15 shows the chemical structures of mGluR5 PAMs with *in vivo* activity in preclinical antipsychotic models.

[0040] Figure 16 shows reversal of amphetamine-induced hyperlocomotion by CDPPB and ADX47273.

20 [0041] Figure 17 shows reversal of amphetamine-induced hyperlocomotion by VU00013 and VU000067.

[0042] Figure 18 shows reversal of amphetamine-induced prepulse inhibition (PPI) by CDPPB.

[0043] Figure 19 shows reversal of amphetamine-induced prepulse inhibition (PPI) by
25 ADX47273.

[0044] Figure 20 shows the increase in strength of synaptic connections after applying a stimulus to the synapse in the absence and presence of two structurally distinct mGluR5 PAMs, VU29 (top panel) and ADX47273 (bottom panel).

[0045] Additional advantages of the invention will be set forth in part in the description which follows, and in part will be obvious from the description, or can be learned by practice of the invention. The advantages of the invention will be realized and attained by means of the elements and combinations particularly pointed out in the appended claims. It is to be understood that both the foregoing general description and the following detailed description are exemplary and explanatory only and are not restrictive of the invention, as claimed.

DESCRIPTION

[0046] The present invention can be understood more readily by reference to the following detailed description of the invention and the Examples included therein.

[0047] Before the present compounds, compositions, articles, systems, devices, and/or methods are disclosed and described, it is to be understood that they are not limited to specific synthetic methods unless otherwise specified, or to particular reagents unless otherwise specified, as such may, of course, vary. It is also to be understood that the terminology used herein is for the purpose of describing particular aspects only and is not intended to be limiting. Although any methods and materials similar or equivalent to those described herein can be used in the practice or testing of the present invention, example methods and materials are now described.

[0048] All publications mentioned herein are incorporated herein by reference to disclose and describe the methods and/or materials in connection with which the publications are cited. The publications discussed herein are provided solely for their disclosure prior to the filing date of the present application. Nothing herein is to be construed as an admission that the present invention is not entitled to antedate such publication by virtue of prior invention. Further, the dates of publication provided herein can be different from the actual publication dates, which can need to be independently confirmed.

A. DEFINITIONS

[0049] As used in the specification and the appended claims, the singular forms “a,” “an” and “the” include plural referents unless the context clearly dictates otherwise. Thus, for example, reference to “a functional group,” “an alkyl,” or “a residue” includes mixtures of two or more such functional groups, alkyls, or residues, and the like.

[0050] Ranges can be expressed herein as from “about” one particular value, and/or to “about” another particular value. When such a range is expressed, another aspect includes from the one particular value and/or to the other particular value. Similarly, when values are expressed as approximations, by use of the antecedent “about,” it will be understood that the particular value forms another aspect. It will be further understood that the endpoints of each of the ranges are significant both in relation to the other endpoint, and independently of the other endpoint. It is also understood that there are a number of values disclosed herein, and that each value is also herein disclosed as “about” that particular value in addition to the value itself. For example, if the value “10” is disclosed, then “about 10” is also disclosed. It is also understood that each unit between two particular units are also disclosed. For example, if 10 and 15 are disclosed, then 11, 12, 13, and 14 are also disclosed.

[0051] A residue of a chemical species, as used in the specification and concluding claims, refers to the moiety that is the resulting product of the chemical species in a particular reaction scheme or subsequent formulation or chemical product, regardless of whether the moiety is actually obtained from the chemical species. Thus, an ethylene glycol residue in a polyester refers to one or more $\text{-OCH}_2\text{CH}_2\text{O-}$ units in the polyester, regardless of whether ethylene glycol was used to prepare the polyester. Similarly, a sebacic acid residue in a polyester refers to one or more $\text{-CO(CH}_2)_8\text{CO-}$ moieties in the polyester, regardless of whether the residue is obtained by reacting sebacic acid or an ester thereof to obtain the polyester.

[0052] As used herein, the terms “optional” or “optionally” means that the subsequently described event or circumstance can or can not occur, and that the description includes instances where said event or circumstance occurs and instances where it does not.

[0053] As used herein, the term “mGluR5 receptor positive allosteric modulator” refers to any exogenously administered compound or agent that directly or indirectly augments the activity of the mGluR5 receptor in the presence or in the absence of the endogenous ligand (such as glutamate) in an animal, in particular a mammal, for example a human. The term
5 “mGluR5 receptor positive allosteric modulator” includes a compound that is an “mGluR5 receptor allosteric potentiator” or an “mGluR5 receptor allosteric agonist,” as well as a compound that has mixed activity as both an “mGluR5 receptor allosteric potentiator” and an “mGluR5 receptor allosteric agonist.”

[0054] As used herein, the term “mGluR5 receptor allosteric potentiator” refers to any
10 exogenously administered compound or agent that directly or indirectly augments the response produced by the endogenous ligand (such as glutamate) when it binds to the orthosteric site of the mGluR5 receptor in an animal, in particular a mammal, for example a human. The mGluR5 receptor allosteric potentiator binds to a site other than the orthosteric site (an allosteric site) and positively augments the response of the receptor to an agonist.

15 Because it does not induce desensitization of the receptor, activity of a compound as an mGluR5 receptor allosteric potentiator provides advantages over the use of a pure mGluR5 receptor allosteric agonist. Such advantages can include, for example, increased safety margin, higher tolerability, diminished potential for abuse, and reduced toxicity.

[0055] As used herein, the term “mGluR5 receptor allosteric agonist” refers to any
20 exogenously administered compound or agent that directly augments the activity of the mGluR5 receptor in the absence of the endogenous ligand (such as glutamate) in an animal, in particular a mammal, for example a human. The mGluR5 receptor allosteric agonist binds to the orthosteric glutamate site of the mGluR5 receptor and directly influences the orthosteric site of the mGluR5 receptor. Because it does not require the presence of the
25 endogenous ligand, activity of a compound as an mGluR5 receptor allosteric agonist provides advantages over the use of a pure mGluR5 receptor allosteric potentiator, such as more rapid onset of action.

[0056] By “treatment” is meant the medical management of a patient with the intent to cure, ameliorate, stabilize, or prevent a disease, pathological condition, or disorder. This term

includes active treatment, that is, treatment directed specifically toward the improvement of a disease, pathological condition, or disorder, and also includes causal treatment, that is, treatment directed toward removal of the cause of the associated disease, pathological condition, or disorder. In addition, this term includes palliative treatment, that is, treatment designed for the relief of symptoms rather than the curing of the disease, pathological condition, or disorder; preventative treatment, that is, treatment directed to minimizing or partially or completely inhibiting the development of the associated disease, pathological condition, or disorder; and supportive treatment, that is, treatment employed to supplement another specific therapy directed toward the improvement of the associated disease, pathological condition, or disorder.

[0057] By “prevent” or “preventing” is meant to preclude, avert, obviate, forestall, stop, or hinder something from happening, especially by advance action. It is understood that where reduce, inhibit or prevent are used herein, unless specifically indicated otherwise, the use of the other two words is also expressly disclosed.

[0058] As used herein, “diagnosed with a need for potentiation of metabotropic glutamate receptor activity” means having been subjected to a physical examination by a person of skill, for example, a physician, and found to have a condition that can be diagnosed or treated by potentiation of metabotropic glutamate receptor activity. As used herein, “diagnosed with a need for partial agonism of metabotropic glutamate receptor activity” means having been subjected to a physical examination by a person of skill, for example, a physician, and found to have a condition that can be diagnosed or treated by partial agonism of metabotropic glutamate receptor activity. As used herein, “diagnosed with a need for treatment of one or more neurological and/or psychiatric disorder associated with glutamate dysfunction” means having been subjected to a physical examination by a person of skill, for example, a physician, and found to have one or more neurological and/or psychiatric disorder associated with glutamate dysfunction.

[0059] As used herein, the terms “administering” and “administration” refer to any method of providing a pharmaceutical preparation to a subject. Such methods are well known to those skilled in the art and include, but are not limited to, oral administration, transdermal

administration, administration by inhalation, nasal administration, topical administration, intravaginal administration, ophthalmic administration, intraaural administration, intracerebral administration, rectal administration, and parenteral administration, including injectable such as intravenous administration, intra-arterial administration, intramuscular administration, and subcutaneous administration. Administration can be continuous or intermittent. In various aspects, a preparation can be administered therapeutically; that is, administered to treat an existing disease or condition. In further various aspects, a preparation can be administered prophylactically; that is, administered for prevention of a disease or condition.

[0060] As used herein, a “therapeutically effective amount” refers to an amount that is sufficient to achieve the desired therapeutic result or to have an effect on undesired symptoms, but is generally insufficient to cause adverse side effects. The specific therapeutically effective dose level for any particular patient will depend upon a variety of factors including the disorder being treated and the severity of the disorder; the specific composition employed; the age, body weight, general health, sex and diet of the patient; the time of administration; the route of administration; the rate of excretion of the specific compound employed; the duration of the treatment; drugs used in combination or coincidental with the specific compound employed and like factors well known in the medical arts. For example, it is well within the skill of the art to start doses of a compound at levels lower than those required to achieve the desired therapeutic effect and to gradually increase the dosage until the desired effect is achieved. If desired, the effective daily dose can be divided into multiple doses for purposes of administration. Consequently, single dose compositions can contain such amounts or submultiples thereof to make up the daily dose. The dosage can be adjusted by the individual physician in the event of any contraindications. Dosage can vary, and can be administered in one or more dose administrations daily, for one or several days. Guidance can be found in the literature for appropriate dosages for given classes of pharmaceutical products. In further various aspects, a preparation can be administered in a “prophylactically effective amount”; that is, an amount effective for prevention of a disease or condition.

[0061] As used herein, a “pharmaceutically acceptable carrier” refers to sterile aqueous or nonaqueous solutions, dispersions, suspensions or emulsions, as well as sterile powders for reconstitution into sterile injectable solutions or dispersions just prior to use. Examples of suitable aqueous and nonaqueous carriers, diluents, solvents or vehicles include water, ethanol, polyols (such as glycerol, propylene glycol, polyethylene glycol and the like), carboxymethylcellulose and suitable mixtures thereof, vegetable oils (such as olive oil) and injectable organic esters such as ethyl oleate. Proper fluidity may be maintained, for example, by the use of coating materials such as lecithin, by the maintenance of the required particle size in the case of dispersions and by the use of surfactants. These compositions may also contain adjuvants such as preservatives, wetting agents, emulsifying agents and dispersing agents. Prevention of the action of microorganisms may be ensured by the inclusion of various antibacterial and antifungal agents such as paraben, chlorobutanol, phenol, sorbic acid and the like. It may also be desirable to include isotonic agents such as sugars, sodium chloride and the like. Prolonged absorption of the injectable pharmaceutical form may be brought about by the inclusion of agents, such as aluminum monostearate and gelatin, which delay absorption. Injectable depot forms are made by forming microencapsule matrices of the drug in biodegradable polymers such as polylactide-polyglycolide, poly(orthoesters) and poly(anhydrides). Depending upon the ratio of drug to polymer and the nature of the particular polymer employed, the rate of drug release can be controlled. Depot injectable formulations are also prepared by entrapping the drug in liposomes or microemulsions which are compatible with body tissues. The injectable formulations may be sterilized, for example, by filtration through a bacterial-retaining filter or by incorporating sterilizing agents in the form of sterile solid compositions which can be dissolved or dispersed in sterile water or other sterile injectable media just prior to use. Suitable inert carriers can include sugars such as lactose. Desirably, at least 95% by weight of the particles of the active ingredient have an effective particle size in the range of 0.01 to 10 micrometers.

[0062] As used herein, the term “substituted” is contemplated to include all permissible substituents of organic compounds. In a broad aspect, the permissible substituents include acyclic and cyclic, branched and unbranched, carbocyclic and heterocyclic, and aromatic and nonaromatic substituents of organic compounds. Illustrative substituents include, for

example, those described below. The permissible substituents can be one or more and the same or different for appropriate organic compounds. For purposes of this disclosure, the heteroatoms, such as nitrogen, can have hydrogen substituents and/or any permissible substituents of organic compounds described herein which satisfy the valences of the heteroatoms. This disclosure is not intended to be limited in any manner by the permissible substituents of organic compounds. Also, the terms “substitution” or “substituted with” include the implicit proviso that such substitution is in accordance with permitted valence of the substituted atom and the substituent, and that the substitution results in a stable compound, *e.g.*, a compound that does not spontaneously undergo transformation such as by rearrangement, cyclization, elimination, etc.

[0063] In defining various terms, “A¹,” “A²,” “A³,” and “A⁴” are used herein as generic symbols to represent various specific substituents. These symbols can be any substituent, not limited to those disclosed herein, and when they are defined to be certain substituents in one instance, they can, in another instance, be defined as some other substituents.

[0064] The term “alkyl” as used herein is a branched or unbranched saturated hydrocarbon group of 1 to 24 carbon atoms, such as methyl, ethyl, *n*-propyl, isopropyl, *n*-butyl, isobutyl, *s*-butyl, *t*-butyl, *n*-pentyl, isopentyl, *s*-pentyl, neopentyl, hexyl, heptyl, octyl, nonyl, decyl, dodecyl, tetradecyl, hexadecyl, eicosyl, tetracosyl, and the like. The alkyl group can also be substituted or unsubstituted. The alkyl group can be substituted with one or more groups including, but not limited to, optionally substituted alkyl, cycloalkyl, alkoxy, amino, ether, halide, hydroxy, nitro, silyl, sulfo-oxo, or thiol, as described herein. A “lower alkyl” group is an alkyl group containing from one to six (*e.g.*, from one to four) carbon atoms.

[0065] Throughout the specification “alkyl” is generally used to refer to both unsubstituted alkyl groups and substituted alkyl groups; however, substituted alkyl groups are also specifically referred to herein by identifying the specific substituent(s) on the alkyl group. For example, the term “halogenated alkyl” specifically refers to an alkyl group that is substituted with one or more halide, *e.g.*, fluorine, chlorine, bromine, or iodine. The term “alkoxyalkyl” specifically refers to an alkyl group that is substituted with one or more alkoxy groups, as described below. The term “alkylamino” specifically refers to an alkyl group that

is substituted with one or more amino groups, as described below, and the like. When “alkyl” is used in one instance and a specific term such as “alkylalcohol” is used in another, it is not meant to imply that the term “alkyl” does not also refer to specific terms such as “alkylalcohol” and the like.

5 [0066] This practice is also used for other groups described herein. That is, while a term such as “cycloalkyl” refers to both unsubstituted and substituted cycloalkyl moieties, the substituted moieties can, in addition, be specifically identified herein; for example, a particular substituted cycloalkyl can be referred to as, *e.g.*, an “alkylcycloalkyl.” Similarly, a substituted alkoxy can be specifically referred to as, *e.g.*, a “halogenated alkoxy,” a particular
10 substituted alkenyl can be, *e.g.*, an “alkenylalcohol,” and the like. Again, the practice of using a general term, such as “cycloalkyl,” and a specific term, such as “alkylcycloalkyl,” is not meant to imply that the general term does not also include the specific term.

[0067] The term “cycloalkyl” as used herein is a non-aromatic carbon-based ring composed of at least three carbon atoms. Examples of cycloalkyl groups include, but are not limited to,
15 cyclopropyl, cyclobutyl, cyclopentyl, cyclohexyl, norbornyl, and the like. The term “heterocycloalkyl” is a type of cycloalkyl group as defined above, and is included within the meaning of the term “cycloalkyl,” where at least one of the carbon atoms of the ring is replaced with a heteroatom such as, but not limited to, nitrogen, oxygen, sulfur, or phosphorus. The cycloalkyl group and heterocycloalkyl group can be substituted or
20 unsubstituted. The cycloalkyl group and heterocycloalkyl group can be substituted with one or more groups including, but not limited to, optionally substituted alkyl, cycloalkyl, alkoxy, amino, ether, halide, hydroxy, nitro, silyl, sulfo-oxo, or thiol as described herein.

[0068] The term “polyalkylene group” as used herein is a group having two or more CH₂ groups linked to one another. The polyalkylene group can be represented by the formula —
25 (CH₂)_a—, where “a” is an integer of from 2 to 500.

[0069] The terms “alkoxy” and “alkoxyl” as used herein to refer to an alkyl or cycloalkyl group bonded through an ether linkage; that is, an “alkoxy” group can be defined as —OA¹ where A¹ is alkyl or cycloalkyl as defined above. “Alkoxy” also includes polymers of alkoxy groups as just described; that is, an alkoxy can be a polyether such as —OA¹—OA² or —

$OA^1-(OA^2)_a-OA^3$, where “a” is an integer of from 1 to 200 and A^1 , A^2 , and A^3 are alkyl and/or cycloalkyl groups.

[0070] The term “alkenyl” as used herein is a hydrocarbon group of from 2 to 24 carbon atoms with a structural formula containing at least one carbon-carbon double bond.

- 5 Asymmetric structures such as $(A^1A^2)C=C(A^3A^4)$ are intended to include both the *E* and *Z* isomers. This can be presumed in structural formulae herein wherein an asymmetric alkene is present, or it can be explicitly indicated by the bond symbol $C=C$. The alkenyl group can be substituted with one or more groups including, but not limited to, optionally substituted alkyl, cycloalkyl, alkoxy, alkenyl, cycloalkenyl, alkynyl, cycloalkynyl, aryl, heteroaryl, aldehyde,
- 10 amino, carboxylic acid, ester, ether, halide, hydroxy, ketone, azide, nitro, silyl, sulfo-oxo, or thiol, as described herein.

- [0071] The term “cycloalkenyl” as used herein is a non-aromatic carbon-based ring composed of at least three carbon atoms and containing at least one carbon-carbon double bond, *i.e.*, $C=C$. Examples of cycloalkenyl groups include, but are not limited to, cyclopropenyl,
- 15 cyclobutenyl, cyclopentenyl, cyclopentadienyl, cyclohexenyl, cyclohexadienyl, norbornenyl, and the like. The term “heterocycloalkenyl” is a type of cycloalkenyl group as defined above, and is included within the meaning of the term “cycloalkenyl,” where at least one of the carbon atoms of the ring is replaced with a heteroatom such as, but not limited to, nitrogen, oxygen, sulfur, or phosphorus. The cycloalkenyl group and heterocycloalkenyl group can be
- 20 substituted or unsubstituted. The cycloalkenyl group and heterocycloalkenyl group can be substituted with one or more groups including, but not limited to, optionally substituted alkyl, cycloalkyl, alkoxy, alkenyl, cycloalkenyl, alkynyl, cycloalkynyl, aryl, heteroaryl, aldehyde, amino, carboxylic acid, ester, ether, halide, hydroxy, ketone, azide, nitro, silyl, sulfo-oxo, or thiol as described herein.

- 25 [0072] The term “alkynyl” as used herein is a hydrocarbon group of 2 to 24 carbon atoms with a structural formula containing at least one carbon-carbon triple bond. The alkynyl group can be unsubstituted or substituted with one or more groups including, but not limited to, optionally substituted alkyl, cycloalkyl, alkoxy, alkenyl, cycloalkenyl, alkynyl,

cycloalkynyl, aryl, heteroaryl, aldehyde, amino, carboxylic acid, ester, ether, halide, hydroxy, ketone, azide, nitro, silyl, sulfo-oxo, or thiol, as described herein.

[0073] The term “cycloalkynyl” as used herein is a non-aromatic carbon-based ring composed of at least seven carbon atoms and containing at least one carbon-carbon triple bond.

5 Examples of cycloalkynyl groups include, but are not limited to, cycloheptynyl, cyclooctynyl, cyclononyl, and the like. The term “heterocycloalkynyl” is a type of cycloalkenyl group as defined above, and is included within the meaning of the term “cycloalkynyl,” where at least one of the carbon atoms of the ring is replaced with a heteroatom such as, but not limited to, nitrogen, oxygen, sulfur, or phosphorus. The cycloalkynyl group and heterocycloalkynyl
10 group can be substituted or unsubstituted. The cycloalkynyl group and heterocycloalkynyl group can be substituted with one or more groups including, but not limited to, optionally substituted alkyl, cycloalkyl, alkoxy, alkenyl, cycloalkenyl, alkynyl, cycloalkynyl, aryl, heteroaryl, aldehyde, amino, carboxylic acid, ester, ether, halide, hydroxy, ketone, azide, nitro, silyl, sulfo-oxo, or thiol as described herein.

15 **[0074]** The term “aryl” as used herein is a group that contains any carbon-based aromatic group including, but not limited to, benzene, naphthalene, phenyl, biphenyl, phenoxybenzene, and the like. The term “aryl” also includes “heteroaryl,” which is defined as a group that contains an aromatic group that has at least one heteroatom incorporated within the ring of the aromatic group. Examples of heteroatoms include, but are not limited to, nitrogen, oxygen,
20 sulfur, and phosphorus. Likewise, the term “non-heteroaryl,” which is also included in the term “aryl,” defines a group that contains an aromatic group that does not contain a heteroatom. The aryl group can be substituted or unsubstituted. The aryl group can be substituted with one or more groups including, but not limited to, optionally substituted alkyl, cycloalkyl, alkoxy, alkenyl, cycloalkenyl, alkynyl, cycloalkynyl, aryl, heteroaryl, aldehyde,
25 amino, carboxylic acid, ester, ether, halide, hydroxy, ketone, azide, nitro, silyl, sulfo-oxo, or thiol as described herein. The term “biaryl” is a specific type of aryl group and is included in the definition of “aryl.” Biaryl refers to two aryl groups that are bound together *via* a fused ring structure, as in naphthalene, or are attached *via* one or more carbon-carbon bonds, as in biphenyl.

[0075] The term “aldehyde” as used herein is represented by the formula —C(O)H .

Throughout this specification “C(O)” is a short hand notation for a carbonyl group, *i.e.*, C=O .

[0076] The terms “amine” or “amino” as used herein are represented by the formula $\text{NA}^1\text{A}^2\text{A}^3$, where A^1 , A^2 , and A^3 can be, independently, hydrogen or optionally substituted alkyl, cycloalkyl, alkenyl, cycloalkenyl, alkynyl, cycloalkynyl, aryl, or heteroaryl group as described herein.

[0077] The term “carboxylic acid” as used herein is represented by the formula —C(O)OH .

[0078] The term “ester” as used herein is represented by the formula —OC(O)A^1 or —C(O)OA^1 , where A^1 can be an optionally substituted alkyl, cycloalkyl, alkenyl, cycloalkenyl, alkynyl, cycloalkynyl, aryl, or heteroaryl group as described herein. The term “polyester” as used herein is represented by the formula $\text{—(A}^1\text{O(O)C-A}^2\text{-C(O)O)}_a\text{—}$ or $\text{—(A}^1\text{O(O)C-A}^2\text{-OC(O))}_a\text{—}$, where A^1 and A^2 can be, independently, an optionally substituted alkyl, cycloalkyl, alkenyl, cycloalkenyl, alkynyl, cycloalkynyl, aryl, or heteroaryl group described herein and “a” is an interger from 1 to 500. “Polyester” is as the term used to describe a group that is produced by the reaction between a compound having at least two carboxylic acid groups with a compound having at least two hydroxyl groups.

[0079] The term “ether” as used herein is represented by the formula A^1OA^2 , where A^1 and A^2 can be, independently, an optionally substituted alkyl, cycloalkyl, alkenyl, cycloalkenyl, alkynyl, cycloalkynyl, aryl, or heteroaryl group described herein. The term “polyether” as used herein is represented by the formula $\text{—(A}^1\text{O-A}^2\text{O)}_a\text{—}$, where A^1 and A^2 can be, independently, an optionally substituted alkyl, cycloalkyl, alkenyl, cycloalkenyl, alkynyl, cycloalkynyl, aryl, or heteroaryl group described herein and “a” is an integer of from 1 to 500. Examples of polyether groups include polyethylene oxide, polypropylene oxide, and polybutylene oxide.

[0080] The term “halide” as used herein refers to the halogens fluorine, chlorine, bromine, and iodine.

[0081] The term “hydroxyl” as used herein is represented by the formula —OH .

[0082] The term “ketone” as used herein is represented by the formula $A^1C(O)A^2$, where A^1 and A^2 can be, independently, an optionally substituted alkyl, cycloalkyl, alkenyl, cycloalkenyl, alkynyl, cycloalkynyl, aryl, or heteroaryl group as described herein.

[0083] The term “azide” as used herein is represented by the formula $—N_3$.

5 [0084] The term “nitro” as used herein is represented by the formula $—NO_2$.

[0085] The term “nitrile” as used herein is represented by the formula $—CN$.

[0086] The term “silyl” as used herein is represented by the formula $—SiA^1A^2A^3$, where A^1 , A^2 , and A^3 can be, independently, hydrogen or an optionally substituted alkyl, cycloalkyl, alkoxy, alkenyl, cycloalkenyl, alkynyl, cycloalkynyl, aryl, or heteroaryl group as described
10 herein.

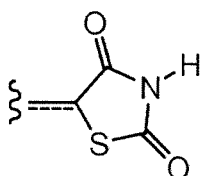
[0087] The term “sulfo-oxo” as used herein is represented by the formulas $—S(O)A^1$, $—S(O)_2A^1$, $—OS(O)_2A^1$, or $—OS(O)_2OA^1$, where A^1 can be hydrogen or an optionally substituted alkyl, cycloalkyl, alkenyl, cycloalkenyl, alkynyl, cycloalkynyl, aryl, or heteroaryl group as described herein. Throughout this specification “S(O)” is a short hand notation for
15 $S=O$. The term “sulfonyl” is used herein to refer to the sulfo-oxo group represented by the formula $—S(O)_2A^1$, where A^1 can be hydrogen or an optionally substituted alkyl, cycloalkyl, alkenyl, cycloalkenyl, alkynyl, cycloalkynyl, aryl, or heteroaryl group as described herein. The term “sulfone” as used herein is represented by the formula $A^1S(O)_2A^2$, where A^1 and A^2 can be, independently, an optionally substituted alkyl, cycloalkyl, alkenyl, cycloalkenyl,
20 alkynyl, cycloalkynyl, aryl, or heteroaryl group as described herein. The term “sulfoxide” as used herein is represented by the formula $A^1S(O)A^2$, where A^1 and A^2 can be, independently, an optionally substituted alkyl, cycloalkyl, alkenyl, cycloalkenyl, alkynyl, cycloalkynyl, aryl, or heteroaryl group as described herein.

[0088] The term “thiol” as used herein is represented by the formula $—SH$.

25 [0089] The term “organic residue” defines a carbon containing residue, i.e., a residue comprising at least one carbon atom, and includes but is not limited to the carbon-containing groups, residues, or radicals defined hereinabove. Organic residues can contain various

heteroatoms, or be bonded to another molecule through a heteroatom, including oxygen, nitrogen, sulfur, phosphorus, or the like. Examples of organic residues include but are not limited alkyl or substituted alkyls, alkoxy or substituted alkoxy, mono or di-substituted amino, amide groups, etc. Organic residues can preferably comprise 1 to 18 carbon atoms, 1 to 15, carbon atoms, 1 to 12 carbon atoms, 1 to 8 carbon atoms, 1 to 6 carbon atoms, or 1 to 4 carbon atoms. In a further aspect, an organic residue can comprise 2 to 18 carbon atoms, 2 to 15, carbon atoms, 2 to 12 carbon atoms, 2 to 8 carbon atoms, 2 to 4 carbon atoms, or 2 to 4 carbon atoms

[0090] A very close synonym of the term “residue” is the term “radical,” which as used in the specification and concluding claims, refers to a fragment, group, or substructure of a molecule described herein, regardless of how the molecule is prepared. For example, a 2,4-thiazolidinedione radical in a particular compound has the structure



regardless of whether thiazolidinedione is used to prepare the compound. In some embodiments the radical (for example an alkyl) can be further modified (i.e., substituted alkyl) by having bonded thereto one or more “substituent radicals.” The number of atoms in a given radical is not critical to the present invention unless it is indicated to the contrary elsewhere herein.

[0091] “Organic radicals,” as the term is defined and used herein, contain one or more carbon atoms. An organic radical can have, for example, 1-26 carbon atoms, 1-18 carbon atoms, 1-12 carbon atoms, 1-8 carbon atoms, 1-6 carbon atoms, or 1-4 carbon atoms. In a further aspect, an organic radical can have 2-26 carbon atoms, 2-18 carbon atoms, 2-12 carbon atoms, 2-8 carbon atoms, 2-6 carbon atoms, or 2-4 carbon atoms. Organic radicals often have hydrogen bound to at least some of the carbon atoms of the organic radical. One example, of an organic radical that comprises no inorganic atoms is a 5, 6, 7, 8-tetrahydro-2-naphthyl radical. In some embodiments, an organic radical can contain 1-10 inorganic heteroatoms

bound thereto or therein, including halogens, oxygen, sulfur, nitrogen, phosphorus, and the like. Examples of organic radicals include but are not limited to an alkyl, substituted alkyl, cycloalkyl, substituted cycloalkyl, mono-substituted amino, di-substituted amino, acyloxy, cyano, carboxy, carboalkoxy, alkylcarboxamide, substituted alkylcarboxamide, dialkylcarboxamide, substituted dialkylcarboxamide, alkylsulfonyl, alkylsulfinyl, thioalkyl, thiohaloalkyl, alkoxy, substituted alkoxy, haloalkyl, haloalkoxy, aryl, substituted aryl, heteroaryl, heterocyclic, or substituted heterocyclic radicals, wherein the terms are defined elsewhere herein. A few non-limiting examples of organic radicals that include heteroatoms include alkoxy radicals, trifluoromethoxy radicals, acetoxy radicals, dimethylamino radicals and the like.

[0092] "Inorganic radicals," as the term is defined and used herein, contain no carbon atoms and therefore comprise only atoms other than carbon. Inorganic radicals comprise bonded combinations of atoms selected from hydrogen, nitrogen, oxygen, silicon, phosphorus, sulfur, selenium, and halogens such as fluorine, chlorine, bromine, and iodine, which can be present individually or bonded together in their chemically stable combinations. Inorganic radicals have 10 or fewer, or preferably one to six or one to four inorganic atoms as listed above bonded together. Examples of inorganic radicals include, but not limited to, amino, hydroxy, halogens, nitro, thiol, sulfate, phosphate, and like commonly known inorganic radicals. The inorganic radicals do not have bonded therein the metallic elements of the periodic table (such as the alkali metals, alkaline earth metals, transition metals, lanthanide metals, or actinide metals), although such metal ions can sometimes serve as a pharmaceutically acceptable cation for anionic inorganic radicals such as a sulfate, phosphate, or like anionic inorganic radical. Inorganic radicals do not comprise metalloids elements such as boron, aluminum, gallium, germanium, arsenic, tin, lead, or tellurium, or the noble gas elements, unless otherwise specifically indicated elsewhere herein.

[0093] Compounds described herein can contain one or more double bonds and, thus, potentially give rise to cis/trans (E/Z) isomers, as well as other conformational isomers. Unless stated to the contrary, the invention includes all such possible isomers, as well as mixtures of such isomers.

[0094] Unless stated to the contrary, a formula with chemical bonds shown only as solid lines and not as wedges or dashed lines contemplates each possible isomer, *e.g.*, each enantiomer and diastereomer, and a mixture of isomers, such as a racemic or scalemic mixture.

Compounds described herein can contain one or more asymmetric centers and, thus,

5 potentially give rise to diastereomers and optical isomers. Unless stated to the contrary, the present invention includes all such possible diastereomers as well as their racemic mixtures, their substantially pure resolved enantiomers, all possible geometric isomers, and pharmaceutically acceptable salts thereof. Mixtures of stereoisomers, as well as isolated specific stereoisomers, are also included. During the course of the synthetic procedures used
10 to prepare such compounds, or in using racemization or epimerization procedures known to those skilled in the art, the products of such procedures can be a mixture of stereoisomers.

[0095] The following abbreviations are used herein. DMF: dimethyl formamide. EtOAc: ethyl acetate. THF: tetrahydrofuran. DIPEA or DIEA: diisopropylethylamine. HOBt: 1-hydroxybenzotriazole. EDC: 1-ethyl-3-[3-dimethylaminopropyl]carbodiimide hydrochloride.
15 DMSO: dimethylsulfoxide. DMAP: 4-Dimethylaminopyridine. RT: Room temperature. H: Hours. Min: Minutes. DCM: Dichloromethane. MeCN: Acetonitrile. MeOH: methanol. iPrOH: 2-Propanol. n-BuOH: 1-Butanol.

[0096] Disclosed are the components to be used to prepare the compositions of the invention as well as the compositions themselves to be used within the methods disclosed herein.

20 These and other materials are disclosed herein, and it is understood that when combinations, subsets, interactions, groups, etc. of these materials are disclosed that while specific reference of each various individual and collective combinations and permutation of these compounds can not be explicitly disclosed, each is specifically contemplated and described herein. For example, if a particular compound is disclosed and discussed and a number of modifications
25 that can be made to a number of molecules including the compounds are discussed, specifically contemplated is each and every combination and permutation of the compound and the modifications that are possible unless specifically indicated to the contrary. Thus, if a class of molecules A, B, and C are disclosed as well as a class of molecules D, E, and F and an example of a combination molecule, A-D is disclosed, then even if each is not individually
30 recited each is individually and collectively contemplated meaning combinations, A-E, A-F,

B-D, B-E, B-F, C-D, C-E, and C-F are considered disclosed. Likewise, any subset or combination of these is also disclosed. Thus, for example, the sub-group of A-E, B-F, and C-E would be considered disclosed. This concept applies to all aspects of this application including, but not limited to, steps in methods of making and using the compositions of the invention. Thus, if there are a variety of additional steps that can be performed it is understood that each of these additional steps can be performed with any specific embodiment or combination of embodiments of the methods of the invention.

[0097] It is understood that the compositions disclosed herein have certain functions.

Disclosed herein are certain structural requirements for performing the disclosed functions, and it is understood that there are a variety of structures that can perform the same function that are related to the disclosed structures, and that these structures will typically achieve the same result.

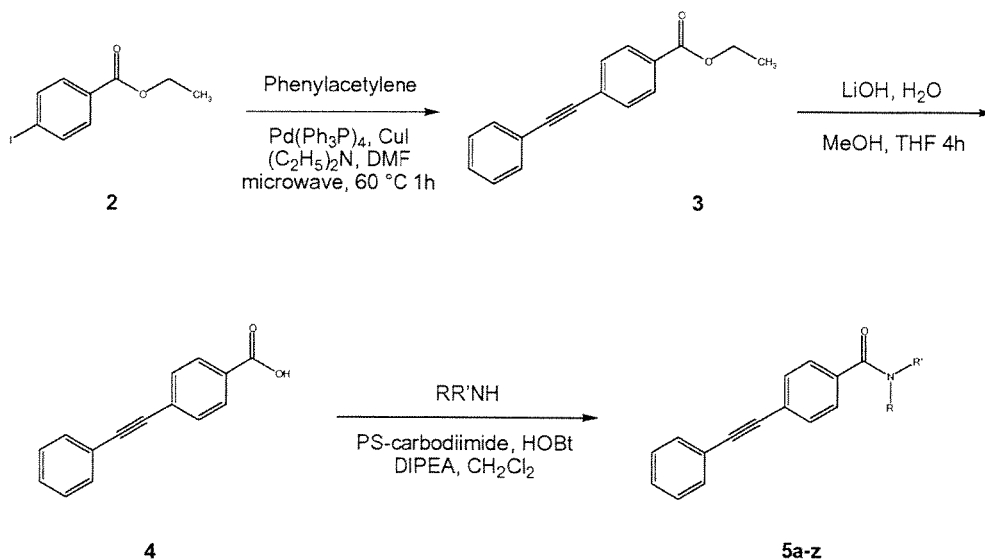
B. DEVELOPMENT OF NOVEL ALLOSTERIC POTENTIATORS OF mGluR5

[0098] Phencyclidine (PCP) and other NMDA receptor antagonists induce a psychotic state in humans similar to schizophrenia. In schizophrenia patients, PCP and ketamine exacerbate/precipitate preexisting positive and negative symptoms in stable patients.

Treatment with NMDA receptor co-agonists can improve positive and negative symptoms. A schematic of the NMDA receptor is shown in Figure 1. Activation of mGluR5 potentiates NMDA receptor function. See Figure 2. Orthosteric ligands lack subtype selectivity and may cause unwanted side effects. Allosteric modulators (see Figure 3) targeting transmembrane domain offer alternative: TMD is significantly less conserved.

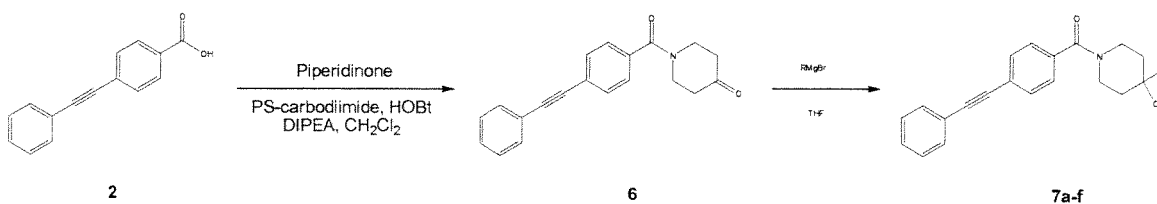
[0099] 4-Cyano-N-(1,3-diphenyl-1H-pyrazol-5-yl)benzamide (CDPPB) is a potent and selective mGluR5 potentiator having modest efficacy in rodent behavioral models for antipsychotic activity. See Figure 4. However, this compound lacks satisfactory aqueous solubility and exhibits poor oral bioavailability. Approximately 160,000 compounds were screened as potential mGluR5 modulators. After verification, compounds were classified as agonists, potentiators, and antagonists. See Figure 5.

[00100] As shown below, based upon identified structures, an amide library could be prepared.



[00101] Typically, small, non-polar, and morpholino side chains gave highest potency.

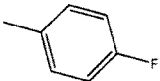
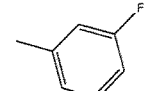
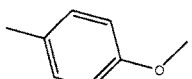
5 Also, typically, increasing ring size and steric bulk decreased activity. Polar side chains were tolerated but typically decreased activity. Additionally, the side chains could be further modified, as shown below.

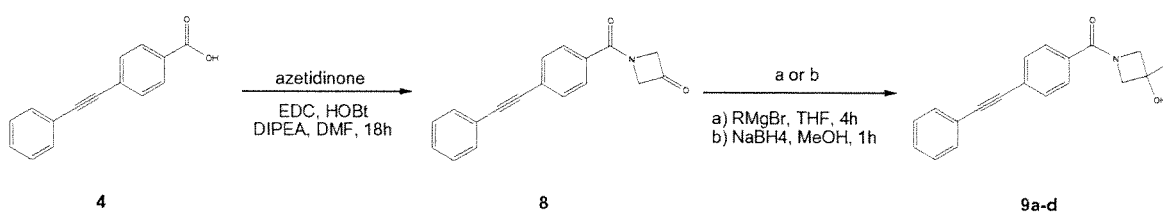


[00102] Relevant data are tabulated below. In general, methyl substitution provided

10 superior results.

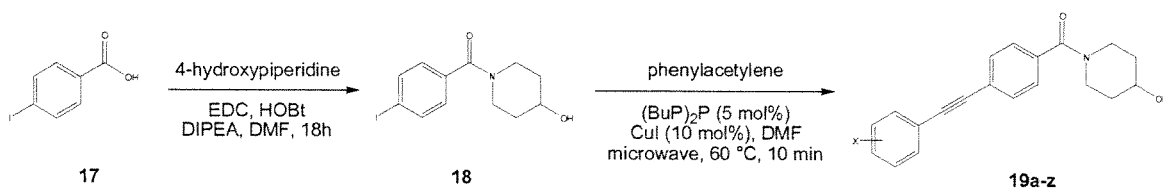
Compound	R	EC ₅₀ (nM)	% Glu Max
7a	CH ₃	3.5	82.5
7b	CH ₂ CH ₂ CH ₃	1250	90.1
7c	CH(CH ₃) ₂	1770	89.1
7d	thiophene	1000	95

7e		1190	87
7f		1600	92
7g		2450	91



Compound	R	EC ₅₀ (nM)	% Glu max
9a	H	212	67.3
9b	Me	89	82
9c	<i>n</i> -propyl	423	59.8
9d	thiophene	1470	43.7

[00103] Replacement of hydroxypiperidine with azitidine was tolerated, with small R-
5 groups typically preferred.

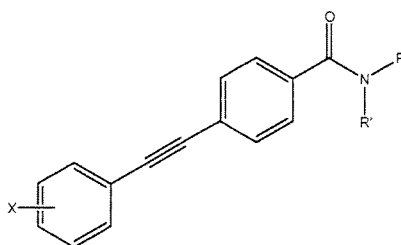


Compound	X	EC ₅₀ (nM)	% Glu max
19a	2-fluoro	27.3	80
19b	3-fluoro	3.25	77
19c	4-fluoro	14.7	63

19d	3,4-difluoro	68.7	52
19e	3,5-difluoro	593	67
19f	4-fluoro-3-methyl	500	76
19g	2,4-difluoro	1970	58
19h	4-methyl	inactive	-
19i	3-trifluoromethyl	2060	68
19j	4-pyridinyl	7880	24
19k	2-pyridinyl	2210	49
19l	imidazole	inactive	-
19m	cyclohexyl	1790	77

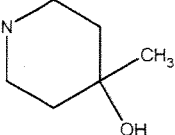
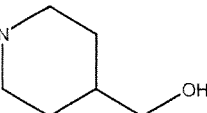
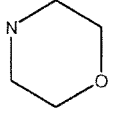
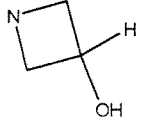
[00104] Typically, incorporation of mono-fluoro substituents increased potency and efficacy.

[00105] Lead compounds were then identified; all identified compounds provided near
5 maximal response, with 3-fluoro substitution and morpholino amide providing satisfactory results.

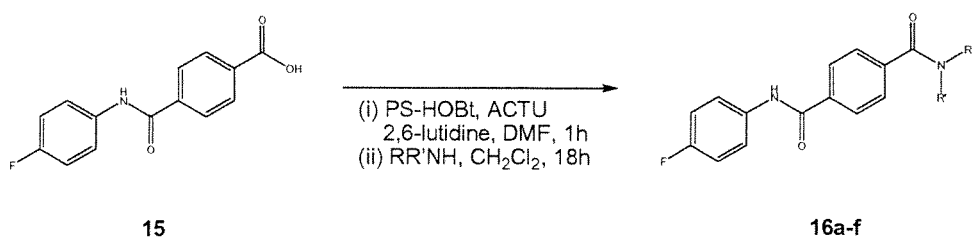
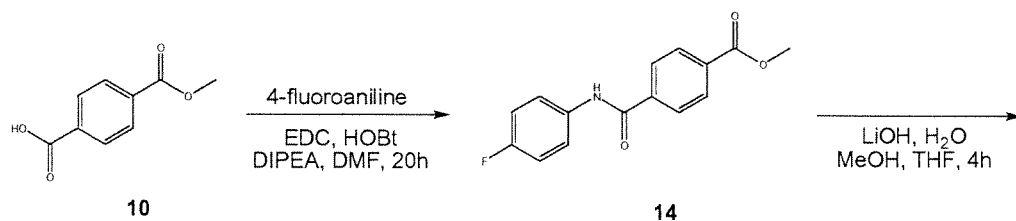
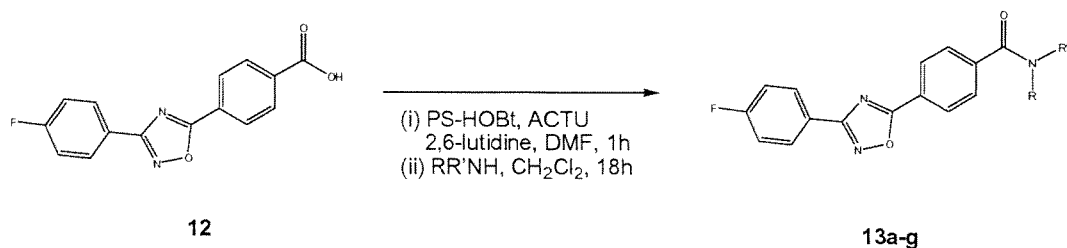
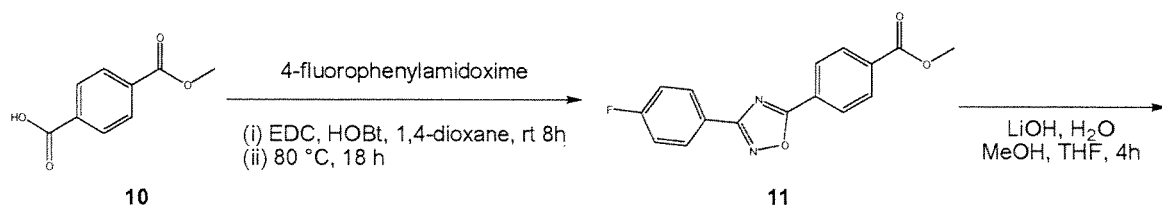


20a-p

Compound	X	NRR'	EC₅₀ (nM)	% Glu max
-----------------	----------	-------------	-----------------------------	----------------------

20a	2-fluoro		34.9	86
20b	3-fluoro		19.4	92
20c	4-fluoro		39.4	91
20d	3,4-difluoro		137	91
20e	2-fluoro		20.6	88
20f	3-fluoro		11.9	86
20g	4-fluoro		24.7	95
20h	3,4-difluoro		76.3	104
20i	2-fluoro		12.0	105
20j	3-fluoro		5.3	112
20k	4-fluoro		23.6	107
20l	3,4-difluoro		33.5	114
20m	2-fluoro		166.2	98
20n	3-fluoro		59.5	104
20l	4-fluoro		155.5	103
20p	3,4-difluoro		314.0	88

[00106] Linkers were investigated as shown in the following schematic:



[00107] The displacement of [3H]methoxyPEPy was then investigated. The compounds were found to bind to MPEP site with varying affinities. See Figure 7. The compounds were also tested for activity on other receptors (*e.g.*, mGluR1, mGluR4, mGluR7,

 5 M3). Initial testing demonstrates selectivity for mGluR5. The compounds were also tested for stability in rat liver microsomes. Typically, the compounds retain 90% of parent over time course of 45 min

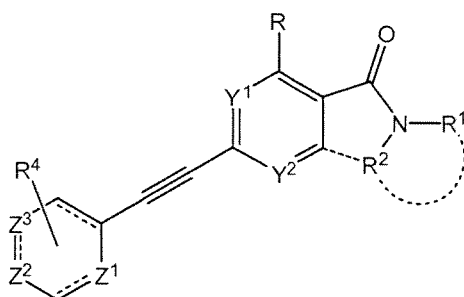
[00108] Compounds were then evaluated for activity on amphetamine-induced hyperlocomotion. See Figure 8, Figure 9, and Figure 10.

C. COMPOUNDS

[00109] In one aspect, the invention relates to compounds useful as positive allosteric modulators (potentiators) of the metabotropic glutamate receptor subtype 5 (mGluR5). More specifically, the present invention relates to compounds that allosterically modulate mGluR5 receptor activity, affecting the sensitivity of mGluR5 receptors to agonists without acting as orthosteric agonists themselves. The compounds of the invention are useful in the treatment neurological and psychiatric disorders associated with glutamate dysfunction and other diseases in which metabotropic glutamate receptors are involved, as further described herein.

1. BENZAMIDE DERIVATIVES

[00110] In one aspect, the invention relates to a compound having a structure represented by a formula:



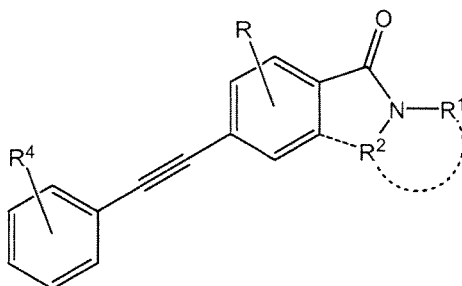
wherein R¹ and R² are independently optionally substituted organic radicals comprising from 1 to 12 carbon atoms; wherein each ----- is an optional covalent bond; wherein Y¹ and Y² are independently selected from N and C-R; wherein each R is independently selected from hydrogen, halogen, hydroxyl, cyano, nitro, thiol, or an organic radical comprising 1 to 12 carbon atoms; wherein Z¹, Z², and Z³ are independently selected from N and C-R⁴, with the proviso that no more than two of Z¹, Z², and Z³ are nitrogen; and wherein R⁴ comprises up to five substituents independently selected from hydrogen, halogen, hydroxyl, cyano, nitro, thiol, optionally substituted alkyl or alkenyl or alkynyl, optionally substituted heteroalkyl or heteroalkenyl or heteroalkynyl, optionally substituted cycloalkyl or cycloalkenyl or cycloalkynyl, optionally substituted heterocycloalkyl or heterocycloalkenyl or heterocycloalkynyl, optionally substituted aryl, optionally substituted heteroaryl, optionally

substituted alkoxyl, optionally substituted thioalkyl, optionally substituted alkylsulfinyl, optionally substituted alkylsulfonyl, and optionally substituted amino, thioamido, amidosulfonyl, alkoxycarbonyl, carboxamide, amino-carbonyl, and alkylamine-carbonyl; or a pharmaceutically acceptable salt or N-oxide thereof, wherein the compound exhibits

5 potentiation of mGluR5 response to glutamate as an increase in response to non-maximal concentrations of glutamate in human embryonic kidney cells transfected with rat mGluR5 in the presence of the compound, compared to the response to glutamate in the absence of the compound.

[00111] In a further aspect, R^1 and R^2 are independently alkyl having from 1 to 6
10 carbons. In a further aspect, N, R^1 , and R^2 together comprise an optionally substituted heterocyclic ring having from two to seven carbons. In a further aspect, all of Z^1 , Z^2 , and Z^3 are carbon. In a further aspect, R^4 comprises up to five substituents independently selected from hydrogen, halogen, and lower alkyl. In a further aspect, both of Y^1 and Y^2 are carbon.

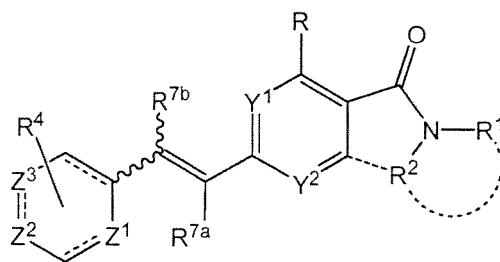
[00112] In a yet further aspect, the compound has a structure represented by a formula:



15

[00113] In a further aspect, R^1 and R^2 are independently alkyl having from 1 to 6
carbons or N, R^1 , and R^2 together comprise an optionally substituted heterocyclic ring having
from two to seven carbons; R comprises three or four substituents independently selected
from hydrogen, halogen, and lower alkyl; and R^4 comprises five substituents independently
20 selected from hydrogen, halogen, and lower alkyl.

[00114] In one aspect, the invention relates to a compound having a structure
represented by a formula:



wherein R^1 and R^2 are independently hydrogen or an optionally substituted organic radical comprising from 1 to 12 carbon atoms; wherein each ----- is an optional covalent bond;

wherein Y^1 and Y^2 are independently selected from N and C-R; wherein each R is

independently selected from hydrogen, halogen, hydroxyl, cyano, nitro, thiol, or an organic radical comprising 1 to 12 carbon atoms; wherein Z^1 , Z^2 , and Z^3 are independently selected from N and C- R^4 , with the proviso that no more than two of Z^1 , Z^2 , and Z^3 are nitrogen;

wherein R^4 comprises up to five substituents independently selected from hydrogen, halogen, hydroxyl, cyano, nitro, thiol, optionally substituted alkyl or alkenyl or alkynyl, optionally substituted heteroalkyl or heteroalkenyl or heteroalkynyl, optionally substituted cycloalkyl or cycloalkenyl or cycloalkynyl, optionally substituted heterocycloalkyl or heterocycloalkenyl or heterocycloalkynyl, optionally substituted aryl, optionally substituted heteroaryl, optionally substituted alkoxy, optionally substituted thioalkyl, optionally substituted alkylsulfinyl, optionally substituted alkylsulfonyl, and optionally substituted amino, thioamido,

amidosulfonyl, alkoxy-carbonyl, carboxamide, amino-carbonyl, and alkylamine-carbonyl; and wherein R^{7a} and R^{7b} together form an optionally substituted carbocyclic or heterocyclic ring having from two to five carbons or are independently selected from hydrogen, halogen, hydroxyl, cyano, nitro, thiol, amino, and an organic radical comprising 1 to 5 carbon atoms selected from optionally substituted C1-C6 alkyl or C2-C6 alkenyl or C2-C6 alkynyl,

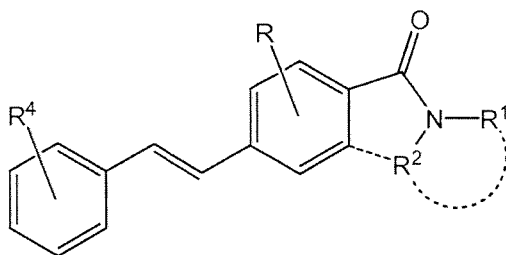
optionally substituted C1-C6 heteroalkyl or C2-C6 heteroalkenyl or C2-C6 heteroalkynyl, optionally substituted C3-C8 cycloalkyl or C3-C8 cycloalkenyl or C6-C8 cycloalkynyl, optionally substituted C3-C8 heterocycloalkyl or C3-C8 heterocycloalkenyl or C6-C8 heterocycloalkynyl, optionally substituted aryl, optionally substituted heteroaryl, optionally substituted alkoxy, optionally substituted thioalkyl, optionally substituted alkylsulfinyl,

optionally substituted alkylsulfonyl, and optionally substituted amino, thioamido, amidosulfonyl, alkoxy-carbonyl, carboxamide, amino-carbonyl, and alkylamine-carbonyl; or a

pharmaceutically acceptable salt or N-oxide thereof, wherein the compound exhibits
potentiation of mGluR5 response to glutamate as an increase in response to non-maximal
concentrations of glutamate in human embryonic kidney cells transfected with rat mGluR5 in
the presence of the compound, compared to the response to glutamate in the absence of the
5 compound.

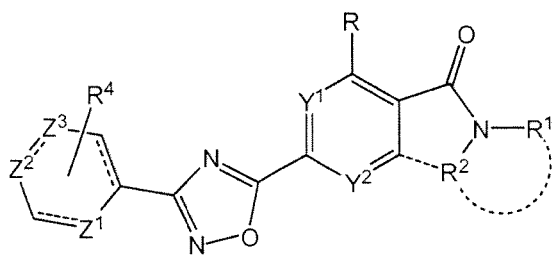
[00115] In a further aspect, R^1 and R^2 are independently hydrogen or alkyl having from
1 to 6 carbons. In a further aspect, N, R^1 , and R^2 together comprise an optionally substituted
heterocyclic ring having from two to seven carbons. In a further aspect, all of Z^1 , Z^2 , and Z^3
are carbon. In a further aspect, R^4 comprises up to five substituents independently selected
10 from hydrogen, halogen, and lower alkyl. In a further aspect, both of Y^1 and Y^2 are carbon.
In a further aspect, both of R^{7a} and R^{7b} are hydrogen.

[00116] In a yet further aspect, the compound has a structure represented by a formula:



[00117] In a further aspect, R^1 and R^2 are independently hydrogen or alkyl having from
15 1 to 6 carbons or N, R^1 , and R^2 together comprise an optionally substituted heterocyclic ring
having from two to seven carbons; R comprises three or four substituents independently
selected from hydrogen, halogen, and lower alkyl; and R^4 comprises five substituents
independently selected from hydrogen, halogen, and lower alkyl.

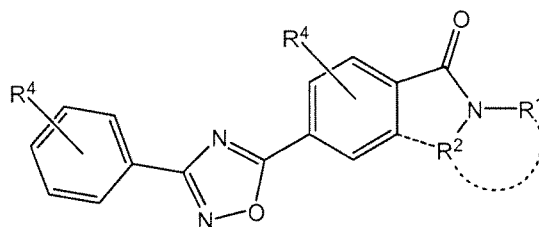
[00118] In one aspect, the invention relates to a compound having a structure
20 represented by a formula:



wherein R^1 and R^2 are independently optionally substituted organic radicals comprising from 1 to 12 carbon atoms; wherein each ----- is an optional covalent bond; wherein Y^1 and Y^2 are independently selected from N and C-R; wherein each R is independently selected from hydrogen, halogen, hydroxyl, cyano, nitro, thiol, or an organic radical comprising 1 to 12 carbon atoms; wherein Z^1 , Z^2 , and Z^3 are independently selected from N and C- R^4 , with the proviso that no more than two of Z^1 , Z^2 , and Z^3 are nitrogen; and wherein R^4 comprises up to five substituents independently selected from hydrogen, halogen, hydroxyl, cyano, nitro, thiol, optionally substituted alkyl or alkenyl or alkynyl, optionally substituted heteroalkyl or heteroalkenyl or heteroalkynyl, optionally substituted cycloalkyl or cycloalkenyl or cycloalkynyl, optionally substituted heterocycloalkyl or heterocycloalkenyl or heterocycloalkynyl, optionally substituted aryl, optionally substituted heteroaryl, optionally substituted alkoxy, optionally substituted thioalkyl, optionally substituted alkylsulfinyl, optionally substituted alkylsulfonyl, and optionally substituted amino, thioamido, amidosulfonyl, alkoxycarbonyl, carboxamide, amino-carbonyl, and alkylamine-carbonyl; or a pharmaceutically acceptable salt or N-oxide thereof, wherein the compound exhibits potentiation of mGluR5 response to glutamate as an increase in response to non-maximal concentrations of glutamate in human embryonic kidney cells transfected with rat mGluR5 in the presence of the compound, compared to the response to glutamate in the absence of the compound.

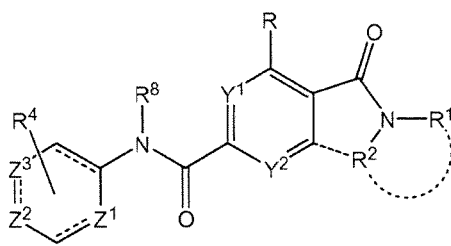
[00119] In a further aspect, R^1 and R^2 are independently hydrogen or alkyl having from 1 to 6 carbons. In a further aspect, N, R^1 , and R^2 together comprise an optionally substituted heterocyclic ring having from two to seven carbons. In a further aspect, all of Z^1 , Z^2 , and Z^3 are carbon. In a further aspect, R^4 comprises up to five substituents independently selected from hydrogen, halogen, and lower alkyl. In a further aspect, both of Y^1 and Y^2 are carbon.

[00120] In a yet further aspect, the compound has a structure represented by a formula:



[00121] In a further aspect, R^1 and R^2 are independently alkyl having from 1 to 6 carbons or N, R^1 , and R^2 together comprise an optionally substituted heterocyclic ring having from two to seven carbons; R comprises three or four substituents independently selected from hydrogen, halogen, and lower alkyl; and R^4 comprises five substituents independently selected from hydrogen, halogen, and lower alkyl.

[00122] In one aspect, the invention relates to a compound having a structure represented by a formula:

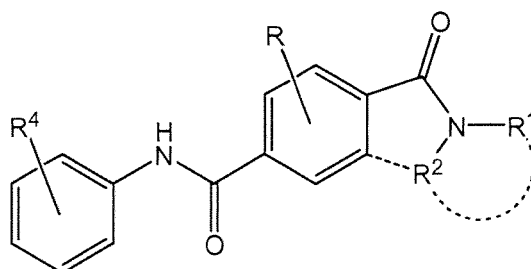


wherein R^1 and R^2 are independently hydrogen or an optionally substituted organic radical comprising from 1 to 12 carbon atoms; wherein each ----- is an optional covalent bond; wherein Y^1 and Y^2 are independently selected from N and C-R; wherein each R is independently selected from hydrogen, halogen, hydroxyl, cyano, nitro, thiol, or an organic radical comprising 1 to 12 carbon atoms; wherein Z^1 , Z^2 , and Z^3 are independently selected from N and C- R^4 , with the proviso that no more than two of Z^1 , Z^2 , and Z^3 are nitrogen; wherein R^4 comprises up to five substituents independently selected from hydrogen, halogen, hydroxyl, cyano, nitro, thiol, optionally substituted alkyl or alkenyl or alkynyl, optionally substituted heteroalkyl or heteroalkenyl or heteroalkynyl, optionally substituted cycloalkyl or cycloalkenyl or cycloalkynyl, optionally substituted heterocycloalkyl or heterocycloalkenyl or heterocycloalkynyl, optionally substituted aryl, optionally substituted heteroaryl, optionally

substituted alkoxyl, optionally substituted thioalkyl, optionally substituted alkylsulfinyl, optionally substituted alkylsulfonyl, and optionally substituted amino, thioamido, amidosulfonyl, alkoxycarbonyl, carboxamide, amino-carbonyl, and alkylamine-carbonyl; and wherein R⁸ is selected from hydrogen and lower alkyl; or a pharmaceutically acceptable salt or N-oxide thereof, wherein the compound exhibits potentiation of mGluR5 response to glutamate as an increase in response to non-maximal concentrations of glutamate in human embryonic kidney cells transfected with rat mGluR5 in the presence of the compound, compared to the response to glutamate in the absence of the compound.

[00123] In a further aspect, R¹ and R² are independently hydrogen or alkyl having from 1 to 6 carbons. In a further aspect, N, R¹, and R² together comprise an optionally substituted heterocyclic ring having from two to seven carbons. In a further aspect, all of Z¹, Z², and Z³ are carbon. In a further aspect, R⁴ comprises up to five substituents independently selected from hydrogen, halogen, and lower alkyl. In a further aspect, both of Y¹ and Y² are carbon. In a further aspect, R⁸ is hydrogen.

[00124] In a yet further aspect, the compound has a structure represented by a formula:



[00125] In a further aspect, R¹ and R² are independently hydrogen or alkyl having from 1 to 6 carbons or N, R¹, and R² together comprise an optionally substituted heterocyclic ring having from two to seven carbons; R comprises three or four substituents independently selected from hydrogen, halogen, and lower alkyl; and R⁴ comprises five substituents independently selected from hydrogen, halogen, and lower alkyl.

[00126] In a further aspect, the invention relates to a compound or pharmaceutically acceptable salt thereof selected from N-cyclopentyl-4-(phenylethynyl)benzamide; (4-((3-fluorophenyl)ethynyl)phenyl)(4-hydroxypiperidin-1-yl)methanone; morpholino(4-

(phenylethynyl)phenyl)methanone; 4-((3-fluorophenyl)ethynyl)phenyl)(morpholino)methanone; N-cyclohexyl-4-(phenylethynyl)benzamide; 4-((3-fluorophenyl)ethynyl)phenyl)(4-(hydroxymethyl)piperidin-1-yl)methanone; 4-((2-fluorophenyl)ethynyl)phenyl)(morpholino)methanone; 4-hydroxypiperidin-1-yl)(4-(phenylethynyl)phenyl)methanone; 4-(phenylethynyl)-N-propylbenzamide; 4-((4-fluorophenyl)ethynyl)phenyl)(4-hydroxypiperidin-1-yl)methanone; N-(3,3-dimethylbutyl)-4-(phenylethynyl)benzamide; 4-((3-fluorophenyl)ethynyl)phenyl)(4-hydroxy-4-methylpiperidin-1-yl)methanone; 4-((2-fluorophenyl)ethynyl)phenyl)(4-(hydroxymethyl)piperidin-1-yl)methanone; 4-((4-fluorophenyl)ethynyl)phenyl)(morpholino)methanone; 4-((4-fluorophenyl)ethynyl)phenyl)(4-(hydroxymethyl)piperidin-1-yl)methanone; N-isopentyl-4-(phenylethynyl)benzamide; 4-((2-fluorophenyl)ethynyl)phenyl)(4-hydroxypiperidin-1-yl)methanone; 4-hydroxypiperidin-1-yl)(4-(phenylethynyl)phenyl)methanone; N-(3-methoxypropyl)-4-(phenylethynyl)benzamide; 4-(hydroxymethyl)piperidin-1-yl)(4-(phenylethynyl)phenyl)methanone; N-butyl-4-(phenylethynyl)benzamide; (R)-4-(phenylethynyl)-N-(2-phenylpropyl)benzamide; 4-((3,4-difluorophenyl)ethynyl)phenyl)(morpholino)methanone; 4-((2-fluorophenyl)ethynyl)phenyl)(4-hydroxy-4-methylpiperidin-1-yl)methanone; 4-hydroxy-4-methylpiperidin-1-yl)(4-(phenylethynyl)phenyl)methanone; 4-(hydroxymethyl)piperidin-1-yl)(4-(phenylethynyl)phenyl)methanone; 4-((4-fluorophenyl)ethynyl)phenyl)(4-hydroxy-4-methylpiperidin-1-yl)methanone; 4-(pentan-2-ylamino)piperidin-1-yl)(4-(phenylethynyl)phenyl)methanone; N-(cyclohexylmethyl)-4-(phenylethynyl)benzamide; 4-((3-fluorophenyl)ethynyl)phenyl)(3-hydroxyazetidin-1-yl)methanone; 4-((3,4-difluorophenyl)ethynyl)phenyl)(4-hydroxypiperidin-1-yl)methanone; N-(2-cyclohexenylethyl)-4-(phenylethynyl)benzamide; N-(4-methylcyclohexyl)-4-(phenylethynyl)benzamide; 4-(cyclohexylamino)piperidin-1-yl)(4-(phenylethynyl)phenyl)methanone; 4-((3,4-difluorophenyl)ethynyl)phenyl)(4-(hydroxymethyl)piperidin-1-yl)methanone; N-(3-hydroxypropyl)-4-(phenylethynyl)benzamide; (2,6-dimethylmorpholino)(4-(phenylethynyl)phenyl)methanone; 4-(phenylethynyl)phenyl)(4-(4-(pyridin-4-yl)piperazin-1-yl)piperidin-1-yl)methanone; 3-hydroxy-3-methylazetidin-1-yl)(4-(phenylethynyl)phenyl)methanone; (S)-4-(1-cyclohexylethylamino)piperidin-1-yl)(4-(phenylethynyl)phenyl)methanone; 4-(4-

methylpiperazin-1-yl)piperidin-1-yl)(4-(phenylethynyl)phenyl)methanone; (3-
 hydroxypiperidin-1-yl)(4-(phenylethynyl)phenyl)methanone; N-(2-chlorophenethyl)-4-
 (phenylethynyl)benzamide; N-(2-morpholinoethyl)-4-(phenylethynyl)benzamide; N-(2,3-
 dihydro-1H-inden-1-yl)-4-(phenylethynyl)benzamide; (4-((3,4-
 5 difluorophenyl)ethynyl)phenyl)(4-hydroxy-4-methylpiperidin-1-yl)methanone; N-(2,3-
 dihydro-1H-inden-2-yl)-4-(phenylethynyl)benzamide; (4-((4-fluorophenyl)ethynyl)phenyl)(3-
 hydroxyazetidin-1-yl)methanone; (4-methylpiperazin-1-yl)(4-
 (phenylethynyl)phenyl)methanone; N-(4-chlorophenethyl)-4-(phenylethynyl)benzamide; (4-
 ((2-fluorophenyl)ethynyl)phenyl)(3-hydroxyazetidin-1-yl)methanone; N-(3-chlorophenethyl)-
 10 4-(phenylethynyl)benzamide; (4-(cyclobutylamino)piperidin-1-yl)(4-
 (phenylethynyl)phenyl)methanone; N-(4-bromophenethyl)-4-(phenylethynyl)benzamide; (3-
 hydroxyazetidin-1-yl)(4-(phenylethynyl)phenyl)methanone; (4-(2-
 morpholinoethylamino)piperidin-1-yl)(4-(phenylethynyl)phenyl)methanone; (4-((3,4-
 difluorophenyl)ethynyl)phenyl)(3-hydroxyazetidin-1-yl)methanone; N-(3,3-dimethylbutyl)-4-
 15 (3-(4-fluorophenyl)-1,2,4-oxadiazol-5-yl)benzamide; (4-(4-chloro-2-(trifluoromethyl)phenyl)-
 4-hydroxypiperidin-1-yl)(4-(phenylethynyl)phenyl)methanone; (3-hydroxy-3-propylazetidin-
 1-yl)(4-(phenylethynyl)phenyl)methanone; (octahydroisoquinolin-2(1H)-yl)(4-
 (phenylethynyl)phenyl)methanone; (4-((4-fluoro-3-methylphenyl)ethynyl)phenyl)(4-
 hydroxypiperidin-1-yl)methanone; (4-((3,5-difluorophenyl)ethynyl)phenyl)(4-
 20 hydroxypiperidin-1-yl)methanone; (S)-N-((1-ethylpyrrolidin-2-yl)methyl)-4-
 (phenylethynyl)benzamide; (4-hydroxy-4-(thiophen-2-yl)piperidin-1-yl)(4-
 (phenylethynyl)phenyl)methanone; (4-(azetidin-1-yl)piperidin-1-yl)(4-
 (phenylethynyl)phenyl)methanone; 4-(3-(4-fluorophenyl)-1,2,4-oxadiazol-5-yl)-N-(3-
 methoxypropyl)benzamide; 4-phenyl-1-(4-(phenylethynyl)benzoyl)piperidine-4-carbonitrile;
 25 N-(3,3-dimethylbutyl)-4-(3-phenyl-1,2,4-oxadiazol-5-yl)benzamide; (4-isopropylpiperazin-1-
 yl)(4-(phenylethynyl)phenyl)methanone; (4-(2-methoxyethylamino)piperidin-1-yl)(4-
 (phenylethynyl)phenyl)methanone; N-(3-morpholinopropyl)-4-(phenylethynyl)benzamide; (4-
 (4-fluorophenyl)-4-hydroxypiperidin-1-yl)(4-(phenylethynyl)phenyl)methanone; 1-(4-phenyl-
 1-(4-(phenylethynyl)benzoyl)piperidin-4-yl)ethanone; 1-(1-(4-
 30 (phenylethynyl)benzoyl)piperidin-4-yl)-1H-benzo[d]imidazol-2(3H)-one; (4-hydroxy-4-
 propylpiperidin-1-yl)(4-(phenylethynyl)phenyl)methanone; (3-hydroxy-3-(thiophen-2-

yl)azetidin-1-yl)(4-(phenylethynyl)phenyl)methanone; (4-(3-fluorophenyl)-4-
 hydroxypiperidin-1-yl)(4-(phenylethynyl)phenyl)methanone; 4-(phenylethynyl)-N-(2-
 (piperidin-1-yl)ethyl)benzamide; (4-hydroxy-4-isopropylpiperidin-1-yl)(4-
 (phenylethynyl)phenyl)methanone; (4-(cyclohexylethynyl)phenyl)(4-hydroxypiperidin-1-
 5 yl)methanone; (E)-(4-hydroxypiperidin-1-yl)(4-styrylphenyl)methanone; 4-(3-(4-
 fluorophenyl)-1,2,4-oxadiazol-5-yl)-N-propylbenzamide; 4-((2,4-
 difluorophenyl)ethynyl)phenyl)(4-hydroxypiperidin-1-yl)methanone; (4-
 (phenylethynyl)phenyl)(4-phenylpiperazin-1-yl)methanone; (4-(2-methoxyphenyl)piperazin-
 1-yl)(4-(phenylethynyl)phenyl)methanone; (4-hydroxypiperidin-1-yl)(4-((3-
 10 (trifluoromethyl)phenyl)ethynyl)phenyl)methanone; 4-(3-phenyl-1,2,4-oxadiazol-5-yl)-N-
 propylbenzamide; (4-hydroxypiperidin-1-yl)(4-(pyridin-2-ylethynyl)phenyl)methanone; (4-(4-
 bromophenyl)-4-hydroxypiperidin-1-yl)(4-(phenylethynyl)phenyl)methanone; (4-hydroxy-4-
 (4-methoxyphenyl)piperidin-1-yl)(4-(phenylethynyl)phenyl)methanone; (4-
 (cyclopropylmethylamino)piperidin-1-yl)(4-(phenylethynyl)phenyl)methanone; (4-
 15 (phenylethynyl)phenyl)(4-(pyridin-2-yl)piperazin-1-yl)methanone; N-(2-
 (dimethylamino)ethyl)-4-(phenylethynyl)benzamide; N-(4-fluorophenyl)-4-(2-
 methylpiperidine-1-carbonyl)benzamide; N-(2-(1-methylpyrrolidin-2-yl)ethyl)-4-
 (phenylethynyl)benzamide; (4-hydroxy-4-phenylpiperidin-1-yl)(4-
 (phenylethynyl)phenyl)methanone; (4-(phenylethynyl)phenyl)(4-(pyridin-4-yl)piperazin-1-
 20 yl)methanone; 5-chloro-1-(4-(phenylethynyl)benzoyl)-3-(piperidin-4-yl)-1H-
 benzo[d]imidazol-2(3H)-one; (4-(phenylethynyl)phenyl)(4-(pyrrolidin-1-yl)piperidin-1-
 yl)methanone; 2-(4-(4-(phenylethynyl)benzoyl)piperazin-1-yl)benzonitrile; (4-(3-(4-
 fluorophenyl)-1,2,4-oxadiazol-5-yl)phenyl)(4-(pyridin-4-yl)piperazin-1-yl)methanone; (4-
 (phenylethynyl)phenyl)(piperazin-1-yl)methanone; (4-(2-fluorophenyl)piperazin-1-yl)(4-
 25 (phenylethynyl)phenyl)methanone; and (4-(4-chlorophenyl)-4-hydroxypiperidin-1-yl)(4-
 (phenylethynyl)phenyl)methanone.

[00127] In a further aspect, the compound is selected from (2,6-
 dimethylmorpholino)(4-(phenylethynyl)phenyl)methanone; (3-hydroxy-3-(thiophen-2-
 yl)azetidin-1-yl)(4-(phenylethynyl)phenyl)methanone; (3-hydroxy-3-methylazetidin-1-yl)(4-
 30 (phenylethynyl)phenyl)methanone; (3-hydroxy-3-propylazetidin-1-yl)(4-

(phenylethynyl)phenyl)methanone; (3-hydroxyazetidin-1-yl)(4-(phenylethynyl)phenyl)methanone; (3-hydroxypiperidin-1-yl)(4-(phenylethynyl)phenyl)methanone; (4-((2,4-difluorophenyl)ethynyl)phenyl)(4-hydroxypiperidin-1-yl)methanone; (4-((2-fluorophenyl)ethynyl)phenyl)(3-hydroxyazetidin-1-yl)methanone; (4-((2-fluorophenyl)ethynyl)phenyl)(4-(hydroxymethyl)piperidin-1-yl)methanone; (4-((2-fluorophenyl)ethynyl)phenyl)(4-hydroxy-4-methylpiperidin-1-yl)methanone; (4-((2-fluorophenyl)ethynyl)phenyl)(4-hydroxypiperidin-1-yl)methanone; (4-((2-fluorophenyl)ethynyl)phenyl)(morpholino)methanone; (4-((3,4-difluorophenyl)ethynyl)phenyl)(3-hydroxyazetidin-1-yl)methanone; (4-((3,4-difluorophenyl)ethynyl)phenyl)(4-(hydroxymethyl)piperidin-1-yl)methanone; (4-((3,4-difluorophenyl)ethynyl)phenyl)(4-hydroxy-4-methylpiperidin-1-yl)methanone; (4-((3,4-difluorophenyl)ethynyl)phenyl)(4-hydroxypiperidin-1-yl)methanone; (4-((3,4-difluorophenyl)ethynyl)phenyl)(morpholino)methanone; (4-((3,5-difluorophenyl)ethynyl)phenyl)(4-hydroxypiperidin-1-yl)methanone; (4-((3-fluorophenyl)ethynyl)phenyl)(3-hydroxyazetidin-1-yl)methanone; (4-((3-fluorophenyl)ethynyl)phenyl)(4-(hydroxymethyl)piperidin-1-yl)methanone; (4-((3-fluorophenyl)ethynyl)phenyl)(4-hydroxy-4-methylpiperidin-1-yl)methanone; (4-((3-fluorophenyl)ethynyl)phenyl)(4-hydroxypiperidin-1-yl)methanone; (4-((3-fluorophenyl)ethynyl)phenyl)(morpholino)methanone; (4-((4-fluoro-3-methylphenyl)ethynyl)phenyl)(4-hydroxypiperidin-1-yl)methanone; (4-((4-fluorophenyl)ethynyl)phenyl)(3-hydroxyazetidin-1-yl)methanone; (4-((4-fluorophenyl)ethynyl)phenyl)(4-(hydroxymethyl)piperidin-1-yl)methanone; (4-((4-fluorophenyl)ethynyl)phenyl)(4-hydroxy-4-methylpiperidin-1-yl)methanone; (4-((4-fluorophenyl)ethynyl)phenyl)(4-hydroxypiperidin-1-yl)methanone; (4-((4-fluorophenyl)ethynyl)phenyl)(morpholino)methanone; (4-(2-fluorophenyl)piperazin-1-yl)(4-(phenylethynyl)phenyl)methanone; (4-(2-methoxyethylamino)piperidin-1-yl)(4-(phenylethynyl)phenyl)methanone; (4-(2-methoxyphenyl)piperazin-1-yl)(4-(phenylethynyl)phenyl)methanone; (4-(2-morpholinoethylamino)piperidin-1-yl)(4-(phenylethynyl)phenyl)methanone; (4-(3-fluorophenyl)-4-hydroxypiperidin-1-yl)(4-(phenylethynyl)phenyl)methanone; (4-(4-bromophenyl)-4-hydroxypiperidin-1-yl)(4-(phenylethynyl)phenyl)methanone; (4-(4-chloro-2-(trifluoromethyl)phenyl)-4-

hydroxypiperidin-1-yl)(4-(phenylethynyl)phenyl)methanone; (4-(4-chlorophenyl)-4-
 hydroxypiperidin-1-yl)(4-(phenylethynyl)phenyl)methanone; (4-(4-fluorophenyl)-4-
 hydroxypiperidin-1-yl)(4-(phenylethynyl)phenyl)methanone; (4-(4-methylpiperazin-1-
 yl)piperidin-1-yl)(4-(phenylethynyl)phenyl)methanone; (4-(azetidin-1-yl)piperidin-1-yl)(4-
 5 (phenylethynyl)phenyl)methanone; (4-(cyclobutylamino)piperidin-1-yl)(4-
 (phenylethynyl)phenyl)methanone; (4-(cyclohexylamino)piperidin-1-yl)(4-
 (phenylethynyl)phenyl)methanone; (4-(cyclopropylmethylamino)piperidin-1-yl)(4-
 (phenylethynyl)phenyl)methanone; (4-(hydroxymethyl)piperidin-1-yl)(4-
 (phenylethynyl)phenyl)methanone; (4-(hydroxymethyl)piperidin-1-yl)(4-
 10 (phenylethynyl)phenyl)methanone; (4-(pentan-2-ylamino)piperidin-1-yl)(4-
 (phenylethynyl)phenyl)methanone; (4-(phenylethynyl)phenyl)(4-(4-(pyridin-4-yl)piperazin-1-
 yl)piperidin-1-yl)methanone; (4-(phenylethynyl)phenyl)(4-(pyridin-2-yl)piperazin-1-
 yl)methanone; (4-(phenylethynyl)phenyl)(4-(pyridin-4-yl)piperazin-1-yl)methanone; (4-
 (phenylethynyl)phenyl)(4-(pyrrolidin-1-yl)piperidin-1-yl)methanone; (4-
 15 (phenylethynyl)phenyl)(4-phenylpiperazin-1-yl)methanone; (4-
 (phenylethynyl)phenyl)(piperazin-1-yl)methanone; (4-hydroxy-4-(4-
 methoxyphenyl)piperidin-1-yl)(4-(phenylethynyl)phenyl)methanone; (4-hydroxy-4-(thiophen-
 2-yl)piperidin-1-yl)(4-(phenylethynyl)phenyl)methanone; (4-hydroxy-4-isopropylpiperidin-1-
 yl)(4-(phenylethynyl)phenyl)methanone; (4-hydroxy-4-methylpiperidin-1-yl)(4-
 20 (phenylethynyl)phenyl)methanone; (4-hydroxy-4-phenylpiperidin-1-yl)(4-
 (phenylethynyl)phenyl)methanone; (4-hydroxy-4-propylpiperidin-1-yl)(4-
 (phenylethynyl)phenyl)methanone; (4-hydroxypiperidin-1-yl)(4-((3-
 (trifluoromethyl)phenyl)ethynyl)phenyl)methanone; (4-hydroxypiperidin-1-yl)(4-
 (phenylethynyl)phenyl)methanone; (4-hydroxypiperidin-1-yl)(4-
 25 (phenylethynyl)phenyl)methanone; (4-isopropylpiperazin-1-yl)(4-
 (phenylethynyl)phenyl)methanone; (4-methylpiperazin-1-yl)(4-
 (phenylethynyl)phenyl)methanone; (octahydroisoquinolin-2(1H)-yl)(4-
 (phenylethynyl)phenyl)methanone; (R)-4-(phenylethynyl)-N-(2-phenylpropyl)benzamide; (S)-
 (4-(1-cyclohexylethylamino)piperidin-1-yl)(4-(phenylethynyl)phenyl)methanone; (S)-N-((1-
 30 ethylpyrrolidin-2-yl)methyl)-4-(phenylethynyl)benzamide; 1-(1-(4-
 (phenylethynyl)benzoyl)piperidin-4-yl)-1H-benzo[d]imidazol-2(3H)-one; 1-(4-phenyl-1-(4-

(phenylethynyl)benzoyl)piperidin-4-yl)ethanone; 2-(4-(4-(phenylethynyl)benzoyl)piperazin-1-yl)benzonitrile; 4-(phenylethynyl)-N-(2-(piperidin-1-yl)ethyl)benzamide; 4-(phenylethynyl)-N-propylbenzamide; 4-phenyl-1-(4-(phenylethynyl)benzoyl)piperidine-4-carbonitrile; 5-chloro-1-(4-(phenylethynyl)benzoyl)-3-(piperidin-4-yl)-1H-benzo[d]imidazol-2(3H)-one; morpholino(4-(phenylethynyl)phenyl)methanone; N-(2-(1-methylpyrrolidin-2-yl)ethyl)-4-(phenylethynyl)benzamide; N-(2-(dimethylamino)ethyl)-4-(phenylethynyl)benzamide; N-(2,3-dihydro-1H-inden-1-yl)-4-(phenylethynyl)benzamide; N-(2,3-dihydro-1H-inden-2-yl)-4-(phenylethynyl)benzamide; N-(2-chlorophenethyl)-4-(phenylethynyl)benzamide; N-(2-cyclohexenylethyl)-4-(phenylethynyl)benzamide; N-(2-morpholinoethyl)-4-(phenylethynyl)benzamide; N-(3,3-dimethylbutyl)-4-(phenylethynyl)benzamide; N-(3-chlorophenethyl)-4-(phenylethynyl)benzamide; N-(3-hydroxypropyl)-4-(phenylethynyl)benzamide; N-(3-methoxypropyl)-4-(phenylethynyl)benzamide; N-(3-morpholinopropyl)-4-(phenylethynyl)benzamide; N-(4-bromophenethyl)-4-(phenylethynyl)benzamide; N-(4-chlorophenethyl)-4-(phenylethynyl)benzamide; N-(4-methylcyclohexyl)-4-(phenylethynyl)benzamide; N-(cyclohexylmethyl)-4-(phenylethynyl)benzamide; N-butyl-4-(phenylethynyl)benzamide; N-cyclohexyl-4-(phenylethynyl)benzamide; N-cyclopentyl-4-(phenylethynyl)benzamide; and N-isopentyl-4-(phenylethynyl)benzamide.

[00128] In a further aspect, the compound is selected from N-cyclopentyl-4-(phenylethynyl)benzamide; N-cyclohexyl-4-(phenylethynyl)benzamide; 4-(phenylethynyl)-N-propylbenzamide; N-(3,3-dimethylbutyl)-4-(phenylethynyl)benzamide; N-isopentyl-4-(phenylethynyl)benzamide; N-(3-methoxypropyl)-4-(phenylethynyl)benzamide; N-butyl-4-(phenylethynyl)benzamide; (R)-4-(phenylethynyl)-N-(2-phenylpropyl)benzamide; N-(cyclohexylmethyl)-4-(phenylethynyl)benzamide; N-(2-cyclohexenylethyl)-4-(phenylethynyl)benzamide; N-(4-methylcyclohexyl)-4-(phenylethynyl)benzamide; N-(3-hydroxypropyl)-4-(phenylethynyl)benzamide; N-(2-chlorophenethyl)-4-(phenylethynyl)benzamide; N-(2-morpholinoethyl)-4-(phenylethynyl)benzamide; N-(2,3-dihydro-1H-inden-1-yl)-4-(phenylethynyl)benzamide; N-(2,3-dihydro-1H-inden-2-yl)-4-(phenylethynyl)benzamide; N-(4-chlorophenethyl)-4-(phenylethynyl)benzamide; N-(3-chlorophenethyl)-4-(phenylethynyl)benzamide; N-(4-bromophenethyl)-4-

(phenylethynyl)benzamide; (S)-N-((1-ethylpyrrolidin-2-yl)methyl)-4-(phenylethynyl)benzamide; N-(3-morpholinopropyl)-4-(phenylethynyl)benzamide; 4-(phenylethynyl)-N-(2-(piperidin-1-yl)ethyl)benzamide; N-(2-(dimethylamino)ethyl)-4-(phenylethynyl)benzamide; and N-(2-(1-methylpyrrolidin-2-yl)ethyl)-4-(phenylethynyl)benzamide.

[00129] In a further aspect, the compound is selected from (4-((3-fluorophenyl)ethynyl)phenyl)(4-hydroxypiperidin-1-yl)methanone; morpholino(4-(phenylethynyl)phenyl)methanone; (4-((3-fluorophenyl)ethynyl)phenyl)(morpholino)methanone; (4-((3-fluorophenyl)ethynyl)phenyl)(4-hydroxypiperidin-1-yl)methanone; (4-((2-fluorophenyl)ethynyl)phenyl)(morpholino)methanone; (4-hydroxypiperidin-1-yl)(4-(phenylethynyl)phenyl)methanone; (4-((4-fluorophenyl)ethynyl)phenyl)(4-hydroxypiperidin-1-yl)methanone; (4-((3-fluorophenyl)ethynyl)phenyl)(4-hydroxy-4-methylpiperidin-1-yl)methanone; (4-((2-fluorophenyl)ethynyl)phenyl)(4-(hydroxymethyl)piperidin-1-yl)methanone; (4-((4-fluorophenyl)ethynyl)phenyl)(morpholino)methanone; (4-((4-fluorophenyl)ethynyl)phenyl)(4-(hydroxymethyl)piperidin-1-yl)methanone; (4-((2-fluorophenyl)ethynyl)phenyl)(4-hydroxypiperidin-1-yl)methanone; (4-hydroxypiperidin-1-yl)(4-(phenylethynyl)phenyl)methanone; (4-(hydroxymethyl)piperidin-1-yl)(4-(phenylethynyl)phenyl)methanone; (4-((3,4-difluorophenyl)ethynyl)phenyl)(morpholino)methanone; (4-((2-fluorophenyl)ethynyl)phenyl)(4-hydroxy-4-methylpiperidin-1-yl)methanone; (4-hydroxy-4-methylpiperidin-1-yl)(4-(phenylethynyl)phenyl)methanone; (4-(hydroxymethyl)piperidin-1-yl)(4-(phenylethynyl)phenyl)methanone; (4-((4-fluorophenyl)ethynyl)phenyl)(4-hydroxy-4-methylpiperidin-1-yl)methanone; (4-(pentan-2-ylamino)piperidin-1-yl)(4-(phenylethynyl)phenyl)methanone; (4-((3-fluorophenyl)ethynyl)phenyl)(3-hydroxyazetidin-1-yl)methanone; (4-((3,4-difluorophenyl)ethynyl)phenyl)(4-hydroxypiperidin-1-yl)methanone; (4-(cyclohexylamino)piperidin-1-yl)(4-(phenylethynyl)phenyl)methanone; (4-((3,4-difluorophenyl)ethynyl)phenyl)(4-(hydroxymethyl)piperidin-1-yl)methanone; (2,6-dimethylmorpholino)(4-(phenylethynyl)phenyl)methanone; (4-(phenylethynyl)phenyl)(4-(4-(pyridin-4-yl)piperazin-1-yl)piperidin-1-yl)methanone; (3-hydroxy-3-methylazetidin-1-yl)(4-

(phenylethynyl)phenyl)methanone; (S)-(4-(1-cyclohexylethylamino)piperidin-1-yl)(4-(phenylethynyl)phenyl)methanone; (4-(4-methylpiperazin-1-yl)piperidin-1-yl)(4-(phenylethynyl)phenyl)methanone; (3-hydroxypiperidin-1-yl)(4-(phenylethynyl)phenyl)methanone; (4-((3,4-difluorophenyl)ethynyl)phenyl)(4-hydroxy-4-methylpiperidin-1-yl)methanone; (4-((4-fluorophenyl)ethynyl)phenyl)(3-hydroxyazetidin-1-yl)methanone; (4-methylpiperazin-1-yl)(4-(phenylethynyl)phenyl)methanone; (4-((2-fluorophenyl)ethynyl)phenyl)(3-hydroxyazetidin-1-yl)methanone; (4-(cyclobutylamino)piperidin-1-yl)(4-(phenylethynyl)phenyl)methanone; (3-hydroxyazetidin-1-yl)(4-(phenylethynyl)phenyl)methanone; (4-(2-morpholinoethylamino)piperidin-1-yl)(4-(phenylethynyl)phenyl)methanone; (4-((3,4-difluorophenyl)ethynyl)phenyl)(3-hydroxyazetidin-1-yl)methanone; (4-(4-chloro-2-(trifluoromethyl)phenyl)-4-hydroxypiperidin-1-yl)(4-(phenylethynyl)phenyl)methanone; (3-hydroxy-3-propylazetidin-1-yl)(4-(phenylethynyl)phenyl)methanone; (octahydroisoquinolin-2(1H)-yl)(4-(phenylethynyl)phenyl)methanone; (4-((4-fluoro-3-methylphenyl)ethynyl)phenyl)(4-hydroxypiperidin-1-yl)methanone; (4-((3,5-difluorophenyl)ethynyl)phenyl)(4-hydroxypiperidin-1-yl)methanone; (4-hydroxy-4-(thiophen-2-yl)piperidin-1-yl)(4-(phenylethynyl)phenyl)methanone; (4-(azetidin-1-yl)piperidin-1-yl)(4-(phenylethynyl)phenyl)methanone; 4-phenyl-1-(4-(phenylethynyl)benzoyl)piperidine-4-carbonitrile; (4-isopropylpiperazin-1-yl)(4-(phenylethynyl)phenyl)methanone; (4-(2-methoxyethylamino)piperidin-1-yl)(4-(phenylethynyl)phenyl)methanone; (4-(4-fluorophenyl)-4-hydroxypiperidin-1-yl)(4-(phenylethynyl)phenyl)methanone; 1-(4-phenyl-1-(4-(phenylethynyl)benzoyl)piperidin-4-yl)ethanone; 1-(1-(4-(phenylethynyl)benzoyl)piperidin-4-yl)-1H-benzo[d]imidazol-2(3H)-one; (4-hydroxy-4-propylpiperidin-1-yl)(4-(phenylethynyl)phenyl)methanone; (3-hydroxy-3-(thiophen-2-yl)azetidin-1-yl)(4-(phenylethynyl)phenyl)methanone; (4-(3-fluorophenyl)-4-hydroxypiperidin-1-yl)(4-(phenylethynyl)phenyl)methanone; (4-hydroxy-4-isopropylpiperidin-1-yl)(4-(phenylethynyl)phenyl)methanone; (4-((2,4-difluorophenyl)ethynyl)phenyl)(4-hydroxypiperidin-1-yl)methanone; (4-(phenylethynyl)phenyl)(4-phenylpiperazin-1-yl)methanone; (4-(2-methoxyphenyl)piperazin-1-yl)(4-(phenylethynyl)phenyl)methanone; (4-hydroxypiperidin-1-yl)(4-((3-(trifluoromethyl)phenyl)ethynyl)phenyl)methanone; (4-(4-bromophenyl)-4-hydroxypiperidin-1-yl)(4-(phenylethynyl)phenyl)methanone; (4-hydroxy-4-

(4-methoxyphenyl)piperidin-1-yl)(4-(phenylethynyl)phenyl)methanone; (4-(cyclopropylmethylamino)piperidin-1-yl)(4-(phenylethynyl)phenyl)methanone; (4-(phenylethynyl)phenyl)(4-(pyridin-2-yl)piperazin-1-yl)methanone; (4-hydroxy-4-phenylpiperidin-1-yl)(4-(phenylethynyl)phenyl)methanone; (4-(phenylethynyl)phenyl)(4-(pyridin-4-yl)piperazin-1-yl)methanone; 5-chloro-1-(4-(phenylethynyl)benzoyl)-3-(piperidin-4-yl)-1H-benzo[d]imidazol-2(3H)-one; (4-(phenylethynyl)phenyl)(4-(pyrrolidin-1-yl)piperidin-1-yl)methanone; 2-(4-(4-(phenylethynyl)benzoyl)piperazin-1-yl)benzonitrile; (4-(phenylethynyl)phenyl)(piperazin-1-yl)methanone; (4-(2-fluorophenyl)piperazin-1-yl)(4-(phenylethynyl)phenyl)methanone; and (4-(4-chlorophenyl)-4-hydroxypiperidin-1-yl)(4-(phenylethynyl)phenyl)methanone.

[00130] In a further aspect, the compound is selected from 4-(3-(4-fluorophenyl)-1,2,4-oxadiazol-5-yl)-N-(3-methoxypropyl)benzamide; N-(3,3-dimethylbutyl)-4-(3-phenyl-1,2,4-oxadiazol-5-yl)benzamide; 4-(3-(4-fluorophenyl)-1,2,4-oxadiazol-5-yl)-N-propylbenzamide; 4-(3-phenyl-1,2,4-oxadiazol-5-yl)-N-propylbenzamide; (4-(3-(4-fluorophenyl)-1,2,4-oxadiazol-5-yl)phenyl)(4-(pyridin-4-yl)piperazin-1-yl)methanone; N-(3,3-dimethylbutyl)-4-(3-(4-fluorophenyl)-1,2,4-oxadiazol-5-yl)benzamide; (E)-(4-hydroxypiperidin-1-yl)(4-styrylphenyl)methanone; (4-hydroxypiperidin-1-yl)(4-(pyridin-2-ylethynyl)phenyl)methanone; (4-(cyclohexylethynyl)phenyl)(4-hydroxypiperidin-1-yl)methanone; and N-(4-fluorophenyl)-4-(2-methylpiperidine-1-carbonyl)benzamide.

[00131] In a further aspect, the compound is selected from 4-(3-(4-fluorophenyl)-1,2,4-oxadiazol-5-yl)-N-(3-methoxypropyl)benzamide; N-(3,3-dimethylbutyl)-4-(3-phenyl-1,2,4-oxadiazol-5-yl)benzamide; 4-(3-(4-fluorophenyl)-1,2,4-oxadiazol-5-yl)-N-propylbenzamide; 4-(3-phenyl-1,2,4-oxadiazol-5-yl)-N-propylbenzamide; (4-(3-(4-fluorophenyl)-1,2,4-oxadiazol-5-yl)phenyl)(4-(pyridin-4-yl)piperazin-1-yl)methanone; and N-(3,3-dimethylbutyl)-4-(3-(4-fluorophenyl)-1,2,4-oxadiazol-5-yl)benzamide.

[00132] In a yet further aspect, the compound is (E)-(4-hydroxypiperidin-1-yl)(4-styrylphenyl)methanone. In a yet further aspect, the compound is (4-hydroxypiperidin-1-yl)(4-(pyridin-2-ylethynyl)phenyl)methanone. In a yet further aspect, the compound is (4-

(cyclohexylethynyl)phenyl)(4-hydroxypiperidin-1-yl)methanone. In a yet further aspect, the compound is N-(4-fluorophenyl)-4-(2-methylpiperidine-1-carbonyl)benzamide.

[00133] In a further aspect, the compound is selected from N-cyclopentyl-4-(phenylethynyl)benzamide; 4-((3-fluorophenyl)ethynyl)phenyl)(4-hydroxypiperidin-1-yl)methanone; morpholino(4-(phenylethynyl)phenyl)methanone; 4-((3-fluorophenyl)ethynyl)phenyl)(morpholino)methanone; N-cyclohexyl-4-(phenylethynyl)benzamide; 4-((3-fluorophenyl)ethynyl)phenyl)(4-(hydroxymethyl)piperidin-1-yl)methanone; 4-((2-fluorophenyl)ethynyl)phenyl)(morpholino)methanone; 4-hydroxypiperidin-1-yl)(4-(phenylethynyl)phenyl)methanone; 4-(phenylethynyl)-N-propylbenzamide; 4-((4-fluorophenyl)ethynyl)phenyl)(4-hydroxypiperidin-1-yl)methanone; N-(3,3-dimethylbutyl)-4-(phenylethynyl)benzamide; 4-((3-fluorophenyl)ethynyl)phenyl)(4-hydroxy-4-methylpiperidin-1-yl)methanone; 4-((2-fluorophenyl)ethynyl)phenyl)(4-(hydroxymethyl)piperidin-1-yl)methanone; 4-((4-fluorophenyl)ethynyl)phenyl)(morpholino)methanone; 4-((4-fluorophenyl)ethynyl)phenyl)(4-(hydroxymethyl)piperidin-1-yl)methanone; N-isopentyl-4-(phenylethynyl)benzamide; 4-((2-fluorophenyl)ethynyl)phenyl)(4-hydroxypiperidin-1-yl)methanone; 4-hydroxypiperidin-1-yl)(4-(phenylethynyl)phenyl)methanone; N-(3-methoxypropyl)-4-(phenylethynyl)benzamide; 4-(4-(hydroxymethyl)piperidin-1-yl)(4-(phenylethynyl)phenyl)methanone; N-butyl-4-(phenylethynyl)benzamide; (R)-4-(phenylethynyl)-N-(2-phenylpropyl)benzamide; 4-((3,4-difluorophenyl)ethynyl)phenyl)(morpholino)methanone; 4-((2-fluorophenyl)ethynyl)phenyl)(4-hydroxy-4-methylpiperidin-1-yl)methanone; 4-hydroxy-4-methylpiperidin-1-yl)(4-(phenylethynyl)phenyl)methanone; 4-(hydroxymethyl)piperidin-1-yl)(4-(phenylethynyl)phenyl)methanone; 4-((4-fluorophenyl)ethynyl)phenyl)(4-hydroxy-4-methylpiperidin-1-yl)methanone; 4-(pentan-2-ylamino)piperidin-1-yl)(4-(phenylethynyl)phenyl)methanone; N-(cyclohexylmethyl)-4-(phenylethynyl)benzamide; 4-((3-fluorophenyl)ethynyl)phenyl)(3-hydroxyazetidin-1-yl)methanone; 4-((3,4-difluorophenyl)ethynyl)phenyl)(4-hydroxypiperidin-1-yl)methanone; N-(2-cyclohexenylethyl)-4-(phenylethynyl)benzamide; N-(4-methylcyclohexyl)-4-(phenylethynyl)benzamide; 4-(cyclohexylamino)piperidin-1-yl)(4-(phenylethynyl)phenyl)methanone; 4-((3,4-difluorophenyl)ethynyl)phenyl)(4-

(hydroxymethyl)piperidin-1-yl)methanone; N-(3-hydroxypropyl)-4-(phenylethynyl)benzamide; (2,6-dimethylmorpholino)(4-(phenylethynyl)phenyl)methanone; (4-(phenylethynyl)phenyl)(4-(4-(pyridin-4-yl)piperazin-1-yl)piperidin-1-yl)methanone; (3-hydroxy-3-methylazetidin-1-yl)(4-(phenylethynyl)phenyl)methanone; (S)-(4-(1-cyclohexylethylamino)piperidin-1-yl)(4-(phenylethynyl)phenyl)methanone; (4-(4-methylpiperazin-1-yl)piperidin-1-yl)(4-(phenylethynyl)phenyl)methanone; (3-hydroxypiperidin-1-yl)(4-(phenylethynyl)phenyl)methanone; N-(2-chlorophenethyl)-4-(phenylethynyl)benzamide; N-(2-morpholinoethyl)-4-(phenylethynyl)benzamide; N-(2,3-dihydro-1H-inden-1-yl)-4-(phenylethynyl)benzamide; (4-((3,4-difluorophenyl)ethynyl)phenyl)(4-hydroxy-4-methylpiperidin-1-yl)methanone; N-(2,3-dihydro-1H-inden-2-yl)-4-(phenylethynyl)benzamide; (4-((4-fluorophenyl)ethynyl)phenyl)(3-hydroxyazetidin-1-yl)methanone; (4-methylpiperazin-1-yl)(4-(phenylethynyl)phenyl)methanone; N-(4-chlorophenethyl)-4-(phenylethynyl)benzamide; (4-((2-fluorophenyl)ethynyl)phenyl)(3-hydroxyazetidin-1-yl)methanone; N-(3-chlorophenethyl)-4-(phenylethynyl)benzamide; (4-(cyclobutylamino)piperidin-1-yl)(4-(phenylethynyl)phenyl)methanone; N-(4-bromophenethyl)-4-(phenylethynyl)benzamide; (3-hydroxyazetidin-1-yl)(4-(phenylethynyl)phenyl)methanone; (4-(2-morpholinoethylamino)piperidin-1-yl)(4-(phenylethynyl)phenyl)methanone; (4-((3,4-difluorophenyl)ethynyl)phenyl)(3-hydroxyazetidin-1-yl)methanone; N-(3,3-dimethylbutyl)-4-(3-(4-fluorophenyl)-1,2,4-oxadiazol-5-yl)benzamide; (4-(4-chloro-2-(trifluoromethyl)phenyl)-4-hydroxypiperidin-1-yl)(4-(phenylethynyl)phenyl)methanone; (3-hydroxy-3-propylazetidin-1-yl)(4-(phenylethynyl)phenyl)methanone; (octahydroisoquinolin-2(1H)-yl)(4-(phenylethynyl)phenyl)methanone; and (4-((4-fluoro-3-methylphenyl)ethynyl)phenyl)(4-hydroxypiperidin-1-yl)methanone.

[00134] In a further aspect, the compound is selected from N-cyclopentyl-4-(phenylethynyl)benzamide; (4-((3-fluorophenyl)ethynyl)phenyl)(4-hydroxypiperidin-1-yl)methanone; morpholino(4-(phenylethynyl)phenyl)methanone; (4-((3-fluorophenyl)ethynyl)phenyl)(morpholino)methanone; N-cyclohexyl-4-(phenylethynyl)benzamide; (4-((3-fluorophenyl)ethynyl)phenyl)(4-(hydroxymethyl)piperidin-1-yl)methanone; (4-((2-fluorophenyl)ethynyl)phenyl)(morpholino)methanone; (4-

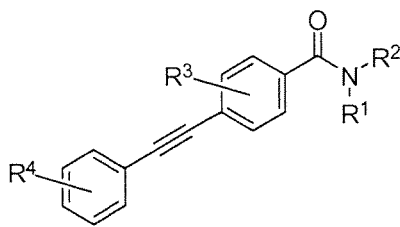
hydroxypiperidin-1-yl)(4-(phenylethynyl)phenyl)methanone; 4-(phenylethynyl)-N-propylbenzamide; 4-((4-fluorophenyl)ethynyl)phenyl(4-hydroxypiperidin-1-yl)methanone; N-(3,3-dimethylbutyl)-4-(phenylethynyl)benzamide; 4-((3-fluorophenyl)ethynyl)phenyl(4-hydroxy-4-methylpiperidin-1-yl)methanone; 4-((2-fluorophenyl)ethynyl)phenyl(4-(hydroxymethyl)piperidin-1-yl)methanone; 4-((4-fluorophenyl)ethynyl)phenyl(morpholino)methanone; 4-((4-fluorophenyl)ethynyl)phenyl(4-(hydroxymethyl)piperidin-1-yl)methanone; N-isopentyl-4-(phenylethynyl)benzamide; 4-((2-fluorophenyl)ethynyl)phenyl(4-hydroxypiperidin-1-yl)methanone; 4-hydroxypiperidin-1-yl(4-(phenylethynyl)phenyl)methanone; N-(3-methoxypropyl)-4-(phenylethynyl)benzamide; 4-(4-(hydroxymethyl)piperidin-1-yl)(4-(phenylethynyl)phenyl)methanone; N-butyl-4-(phenylethynyl)benzamide; (R)-4-(phenylethynyl)-N-(2-phenylpropyl)benzamide; 4-((3,4-difluorophenyl)ethynyl)phenyl(morpholino)methanone; 4-((2-fluorophenyl)ethynyl)phenyl(4-hydroxy-4-methylpiperidin-1-yl)methanone; 4-hydroxy-4-methylpiperidin-1-yl(4-(phenylethynyl)phenyl)methanone; 4-(hydroxymethyl)piperidin-1-yl(4-(phenylethynyl)phenyl)methanone; 4-((4-fluorophenyl)ethynyl)phenyl(4-hydroxy-4-methylpiperidin-1-yl)methanone; 4-(pentan-2-ylamino)piperidin-1-yl(4-(phenylethynyl)phenyl)methanone; N-(cyclohexylmethyl)-4-(phenylethynyl)benzamide; 4-((3-fluorophenyl)ethynyl)phenyl(3-hydroxyazetidin-1-yl)methanone; 4-((3,4-difluorophenyl)ethynyl)phenyl(4-hydroxypiperidin-1-yl)methanone; N-(2-cyclohexenylethyl)-4-(phenylethynyl)benzamide; N-(4-methylcyclohexyl)-4-(phenylethynyl)benzamide; 4-(cyclohexylamino)piperidin-1-yl(4-(phenylethynyl)phenyl)methanone; 4-((3,4-difluorophenyl)ethynyl)phenyl(4-(hydroxymethyl)piperidin-1-yl)methanone; N-(3-hydroxypropyl)-4-(phenylethynyl)benzamide; and (2,6-dimethylmorpholino)(4-(phenylethynyl)phenyl)methanone.

[00135] In a further aspect, the compound is selected from N-cyclopentyl-4-(phenylethynyl)benzamide; 4-((3-fluorophenyl)ethynyl)phenyl(4-hydroxypiperidin-1-yl)methanone; morpholino(4-(phenylethynyl)phenyl)methanone; and 4-((3-fluorophenyl)ethynyl)phenyl(morpholino)methanone.

[00136] In a still further aspect, the compound can be a phenylethynylbenzamide derivative, a cycloalkylethynylbenzamide derivative, a styrylbenzamide derivative, a 4-(3-phenyl-1,2,4-oxadiazol-5-yl)benzamide derivative, a 4-(pyridinylethynyl)benzamide derivative, or a N¹-phenylterephthalamide derivative.

5 **a. PHENYLETHYNYLBENZAMIDE DERIVATIVES**

[00137] In one aspect, the invention relates to phenylethynylbenzamide derivatives. In one aspect, the compound is a compound or pharmaceutically acceptable salt thereof comprising the structure:



- 10 wherein R¹ and R² are independently selected from hydrogen, optionally substituted alkyl or alkenyl or alkynyl, optionally substituted heteroalkyl or heteroalkenyl or heteroalkynyl, optionally substituted cycloalkyl or cycloalkenyl or cycloalkynyl, optionally substituted heterocycloalkyl or heterocycloalkenyl or heterocycloalkynyl, optionally substituted aryl, and optionally substituted heteroaryl, or wherein N, R¹, and R² together comprise an optionally substituted hetrocyclic ring having from two to seven carbons; wherein R³ comprises four
- 15 substituents independently selected from hydrogen, halogen, hydroxyl, cyano, nitro, thiol, optionally substituted alkyl or alkenyl or alkynyl, optionally substituted heteroalkyl or heteroalkenyl or heteroalkynyl, optionally substituted cycloalkyl or cycloalkenyl or cycloalkynyl, optionally substituted heterocycloalkyl or heterocycloalkenyl or heterocycloalkynyl, optionally substituted aryl, optionally substituted heteroaryl, optionally substituted alkoxy, optionally substituted thioalkyl, optionally substituted alkylsulfinyl, optionally substituted alkylsulfonyl, and optionally substituted amino, thioamido, amidosulfonyl, alkoxycarbonyl, carboxamide, amino-carbonyl, and alkylamine-carbonyl; wherein R⁴ comprises five substituents independently selected from hydrogen, halogen,
- 20 hydroxyl, cyano, nitro, thiol, optionally substituted alkyl or alkenyl or alkynyl, optionally

substituted heteroalkyl or heteroalkenyl or heteroalkynyl, optionally substituted cycloalkyl or cycloalkenyl or cycloalkynyl, optionally substituted heterocycloalkyl or heterocycloalkenyl or heterocycloalkynyl, optionally substituted aryl, optionally substituted heteroaryl, optionally substituted alkoxyl, optionally substituted thioalkyl, optionally substituted alkylsulfinyl, optionally substituted alkylsulfonyl, and optionally substituted amino, thioamido, amidosulfonyl, alkoxycarbonyl, carboxamide, amino-carbonyl, and alkylamine-carbonyl; and wherein the compound exhibits potentiation of glutamate as an increase in response to non-maximal concentrations of glutamate in human embryonic kidney cells transfected with rat mGluR5 in the presence of the compound, compared to the response to glutamate in the absence of the compound.

[00138] In one aspect, the compound exhibits potentiation with an EC_{50} of less than about 1.0×10^{-6} . For example, the compound can exhibit potentiation with an EC_{50} of less than about 1.0×10^{-7} . As a further example, the compound can exhibit potentiation with an EC_{50} of less than about 1.0×10^{-8} .

[00139] In a further aspect, R^1 is selected from optionally substituted alkyl or alkenyl or alkynyl, optionally substituted heteroalkyl or heteroalkenyl or heteroalkynyl, optionally substituted cycloalkyl or cycloalkenyl or cycloalkynyl, optionally substituted heterocycloalkyl or heterocycloalkenyl or heterocycloalkynyl, optionally substituted aryl, and optionally substituted heteroaryl and has from two to seven carbons.

[00140] In a further aspect, R^2 is selected from optionally substituted alkyl or alkenyl or alkynyl, optionally substituted heteroalkyl or heteroalkenyl or heteroalkynyl, optionally substituted cycloalkyl or cycloalkenyl or cycloalkynyl, optionally substituted heterocycloalkyl or heterocycloalkenyl or heterocycloalkynyl, optionally substituted aryl, and optionally substituted heteroaryl and has from two to seven carbons.

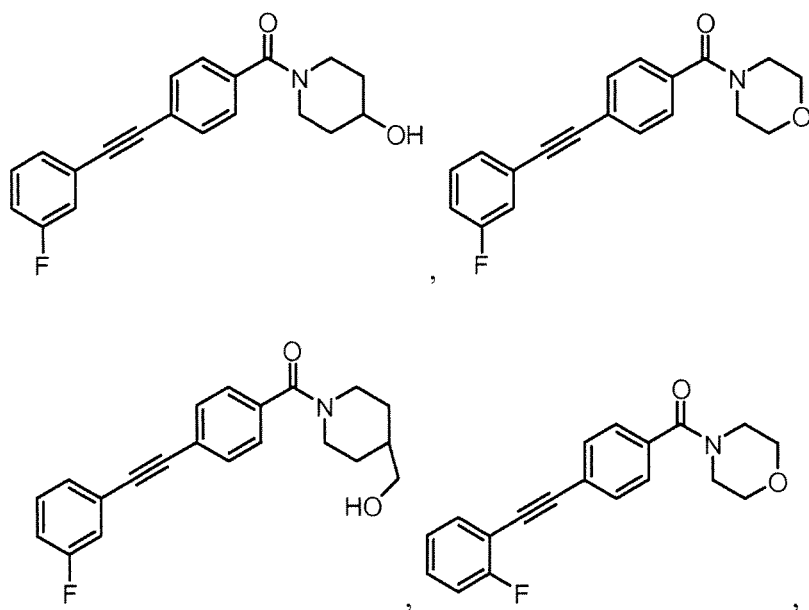
[00141] In a further aspect, one or more substituents of R^3 are selected from optionally substituted alkyl or alkenyl or alkynyl, optionally substituted heteroalkyl or heteroalkenyl or heteroalkynyl, optionally substituted cycloalkyl or cycloalkenyl or cycloalkynyl, optionally substituted heterocycloalkyl or heterocycloalkenyl or heterocycloalkynyl, optionally substituted aryl, and optionally substituted heteroaryl and have from two to seven carbons.

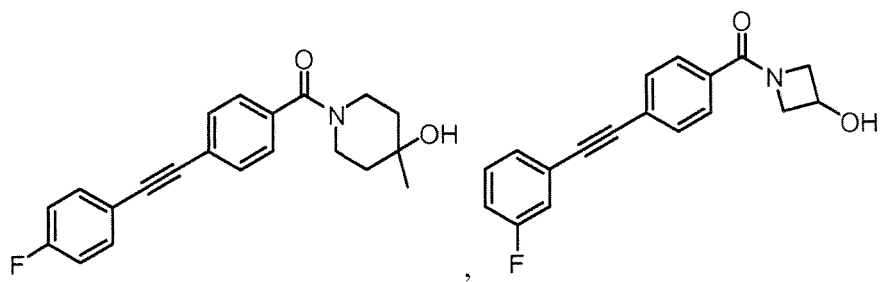
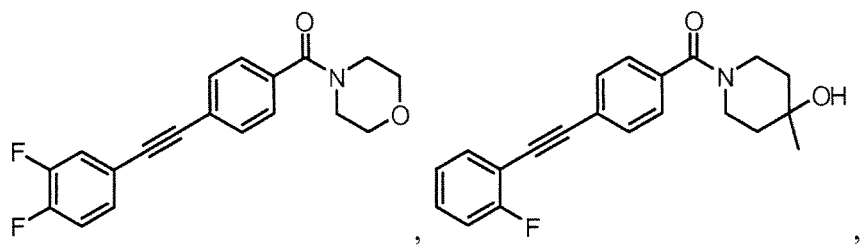
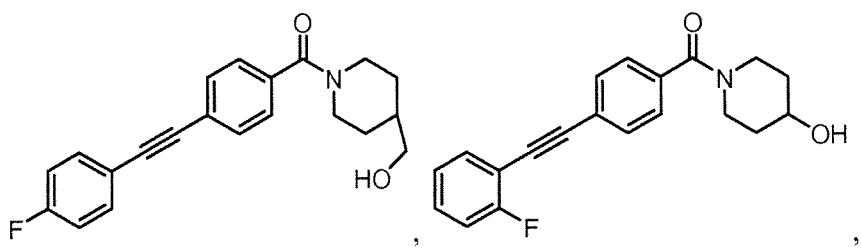
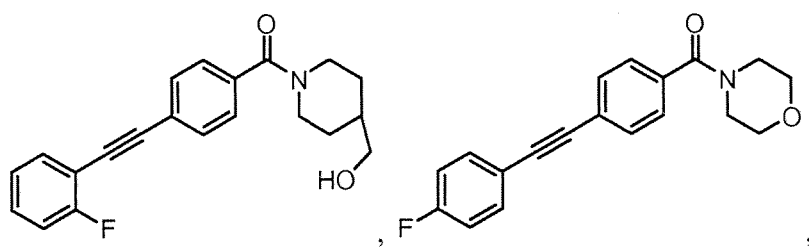
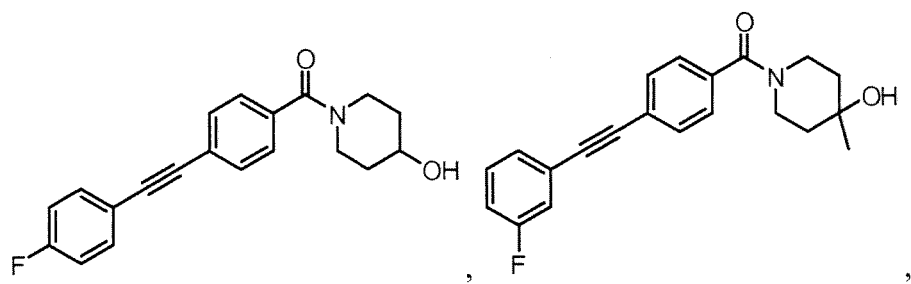
[00142] In a further aspect, one or more substituents of R₄ are selected from optionally substituted alkyl or alkenyl or alkynyl, optionally substituted heteroalkyl or heteroalkenyl or heteroalkynyl, optionally substituted cycloalkyl or cycloalkenyl or cycloalkynyl, optionally substituted heterocycloalkyl or heterocycloalkenyl or heterocycloalkynyl, optionally substituted aryl, and optionally substituted heteroaryl and have from two to seven carbons.

[00143] In one aspect, each of R¹, R², R³, and/or R₄ comprises an optionally substituted alkyl or an optionally substituted cycloalkyl. In one aspect, the optionally substituted alkyl of R¹, R², R³, and/or R₄ comprises a C1 to C6 substituent; that is, a substituent having from one to six carbons. For example, in one aspect, the optionally substituted alkyl can be methyl, ethyl, propyl, isopropyl, butyl, isobutyl, sec-butyl, pentyl, or hexyl. In a further aspect, all of R³ are hydrogen.

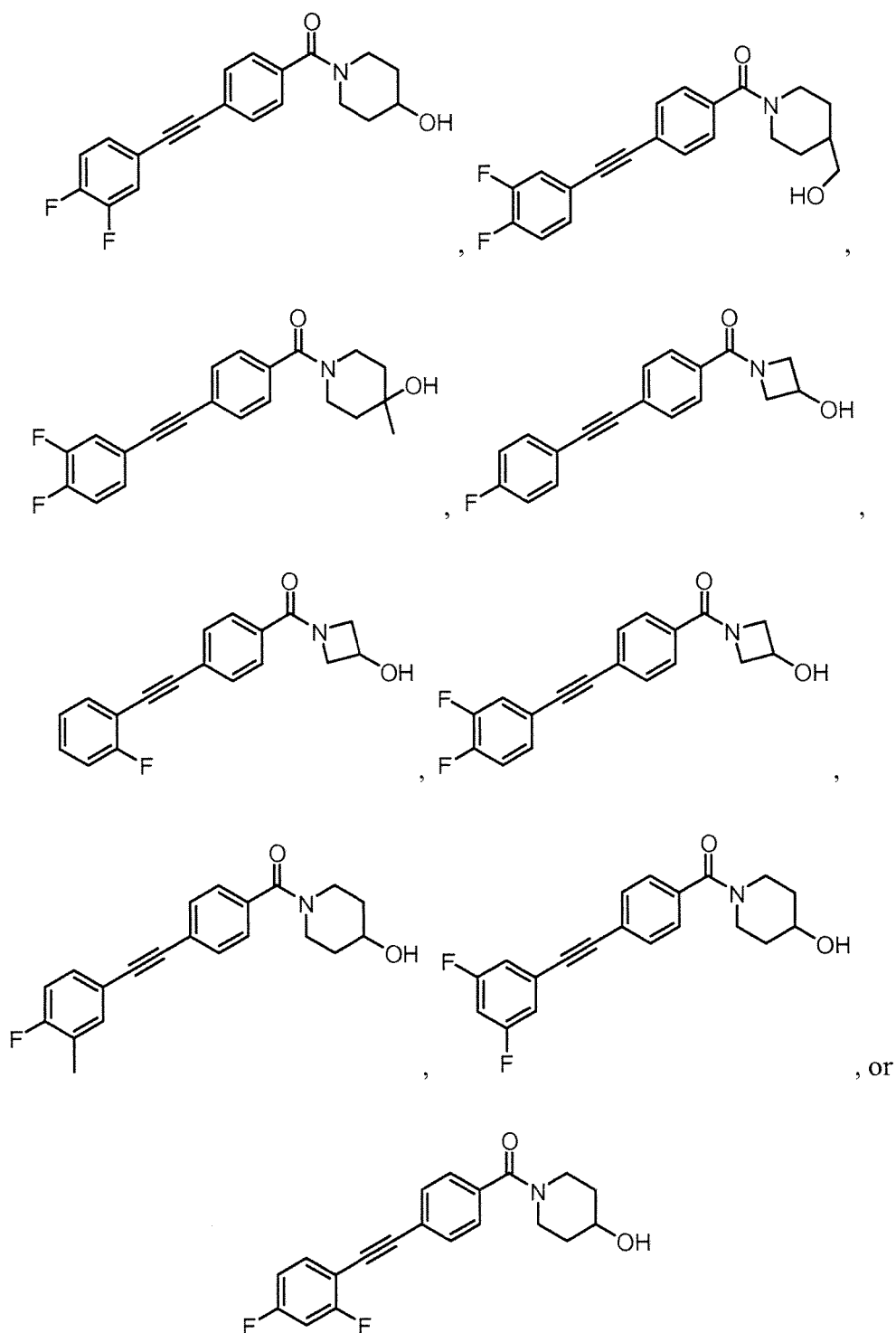
[00144] In a further aspect, at least one of R⁴ is halogen selected from F and Cl. In a further aspect, R⁴ comprises four hydrogens and one or two substituents selected from hydrogen, F, and Cl.

[00145] In one aspect, the compound can have a structure represented by a formula:



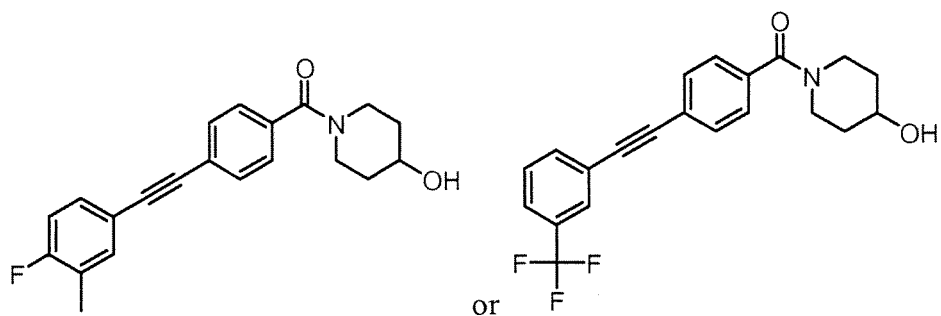


5



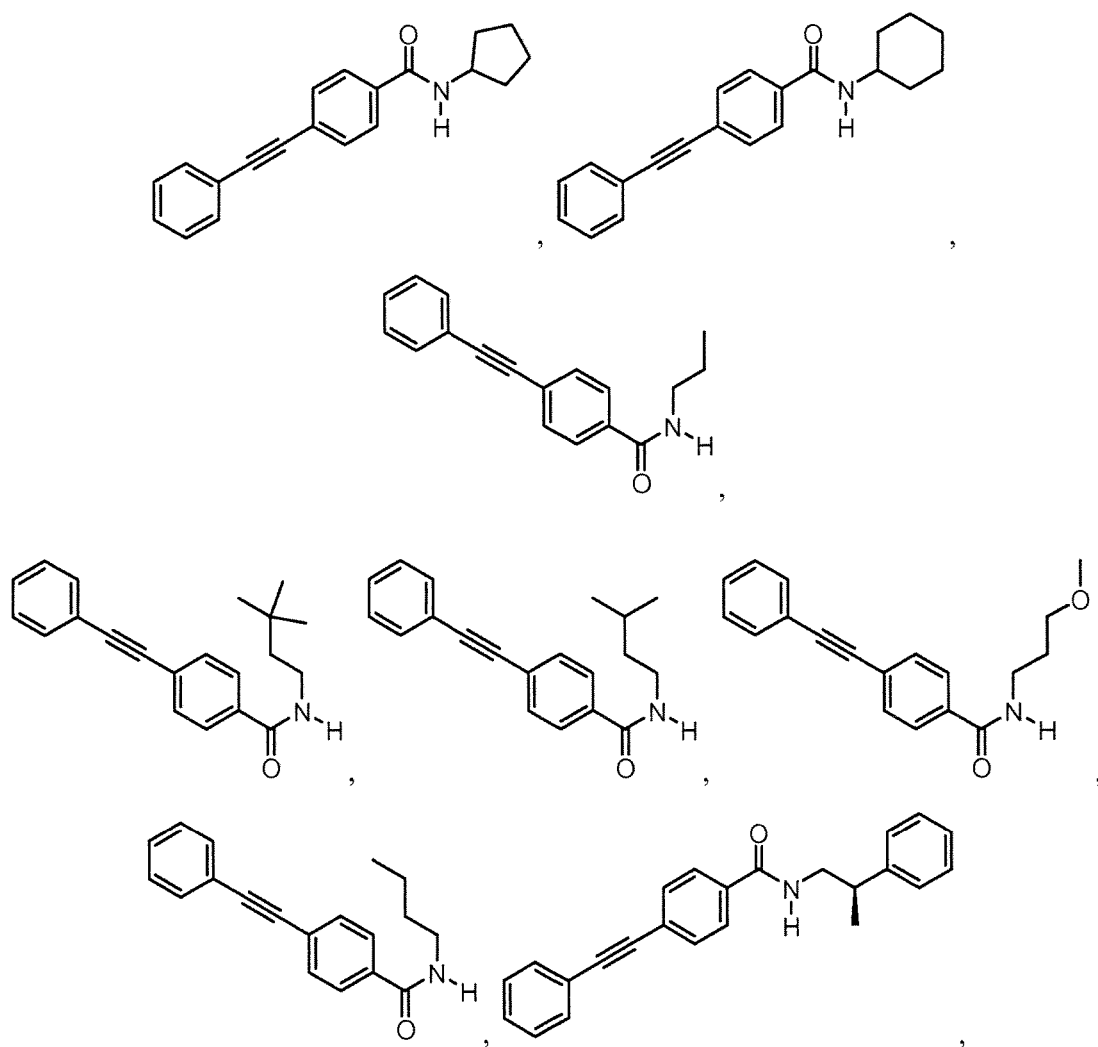
5

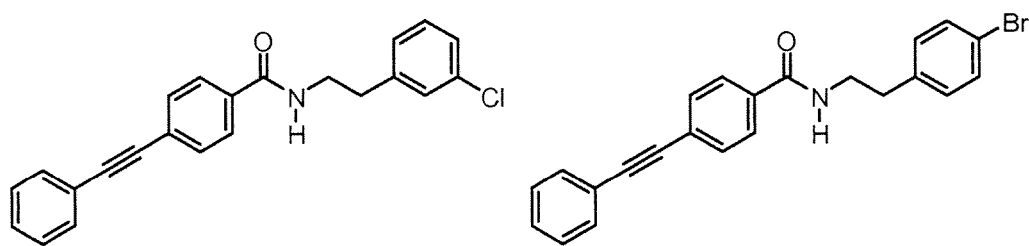
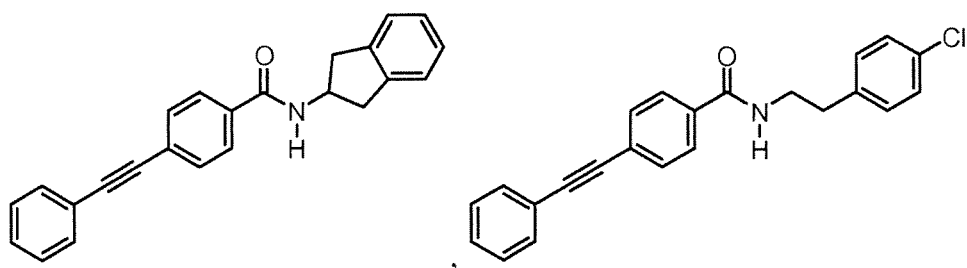
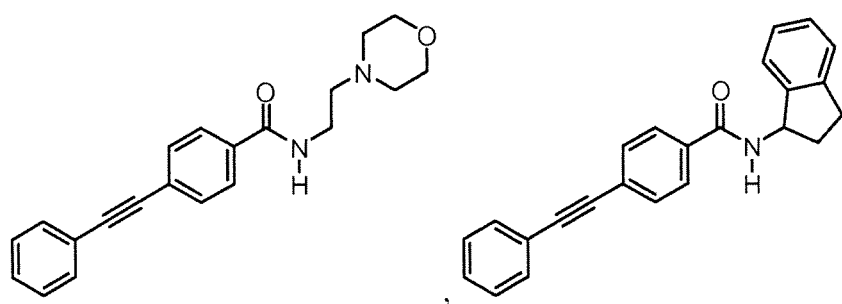
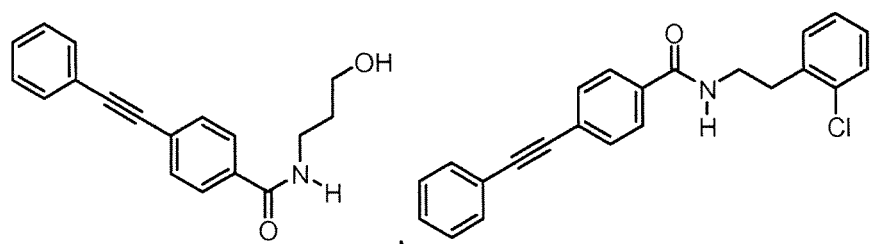
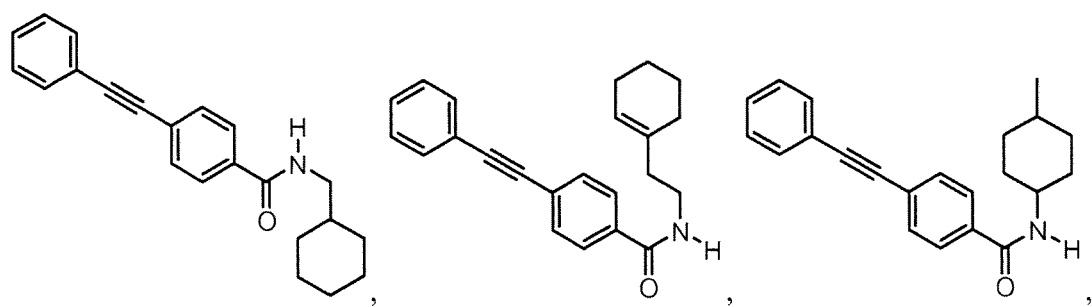
[00146] In one aspect, at least one of R^4 is optionally substituted alkyl selected from methyl and trifluoromethyl. In a further aspect, the compound can have a structure represented by a formula:



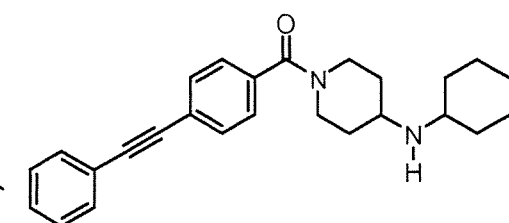
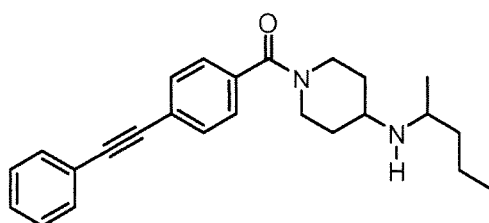
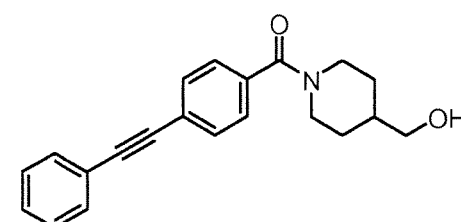
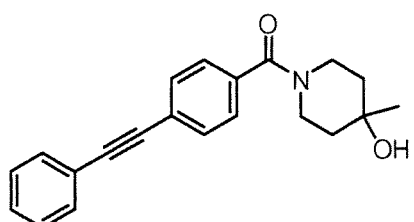
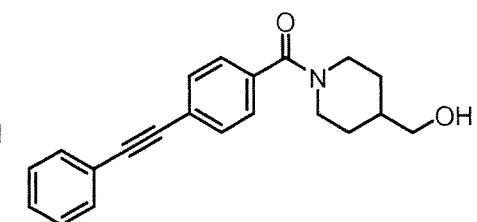
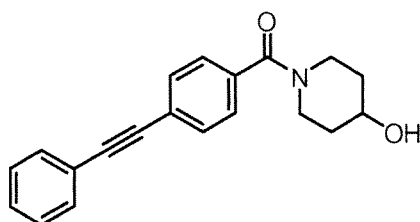
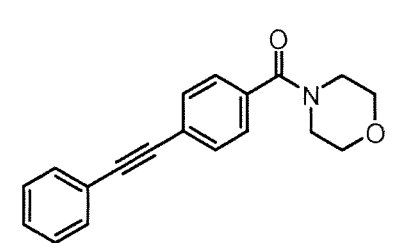
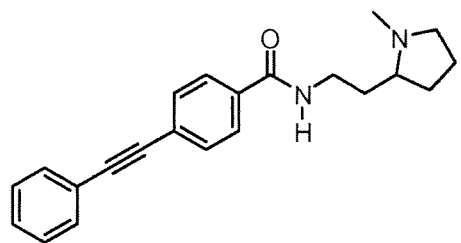
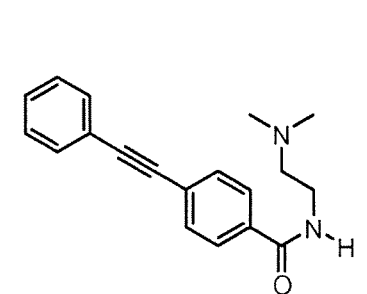
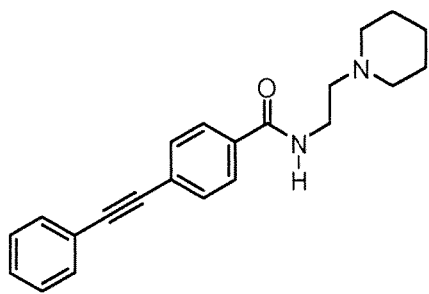
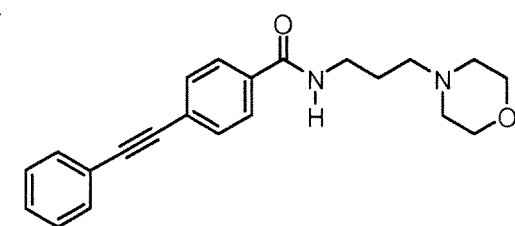
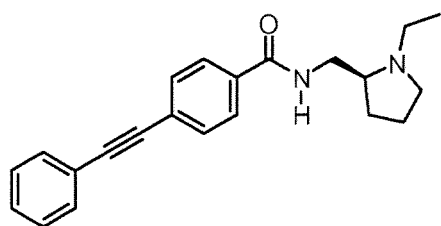
[00147] In a further aspect, R^4 comprises five hydrogens and one optionally substituted alkyl. In a further aspect, all of R^4 are hydrogen.

[00148] In a further aspect, the compound has a structure represented by a formula:

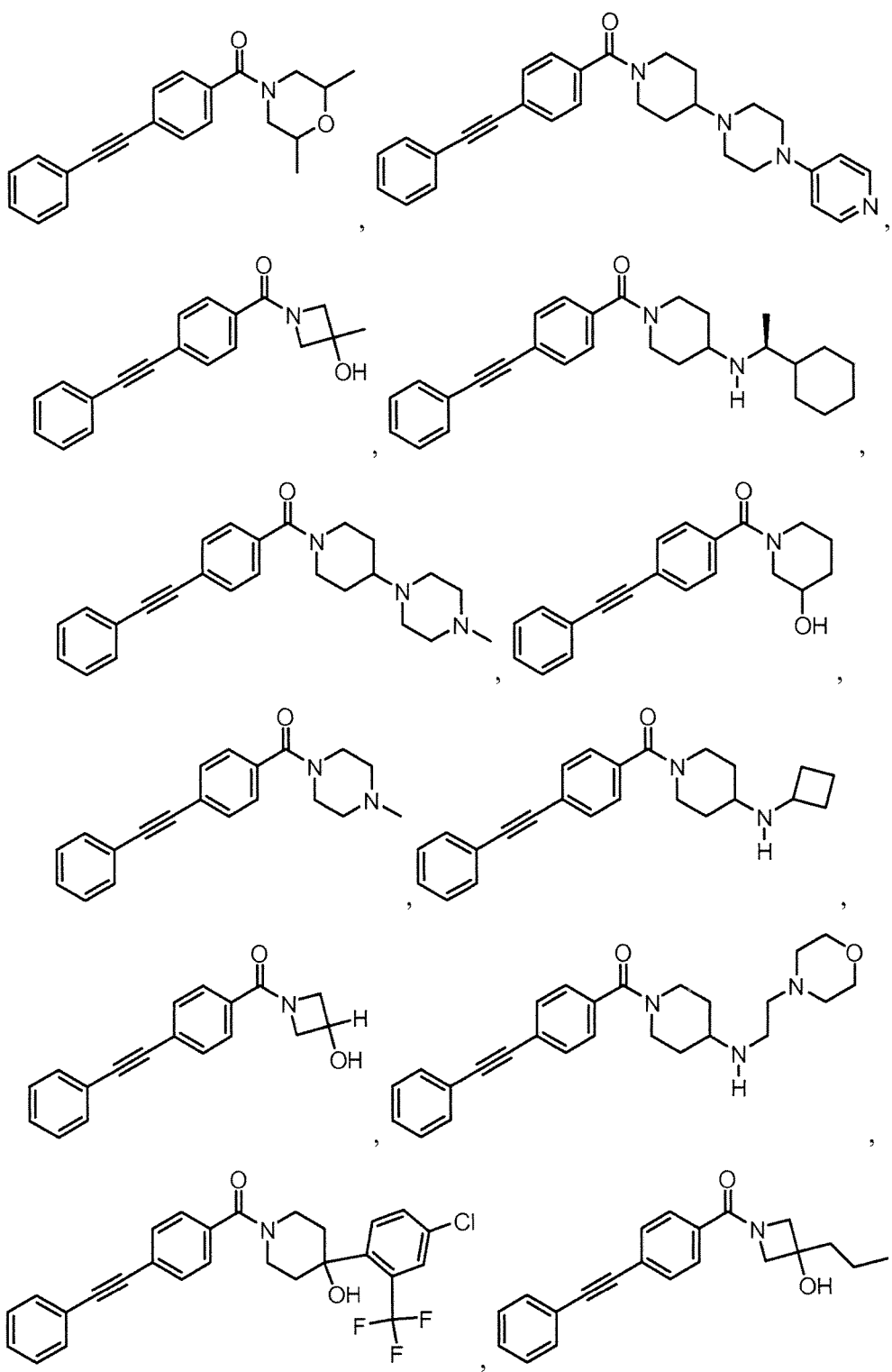




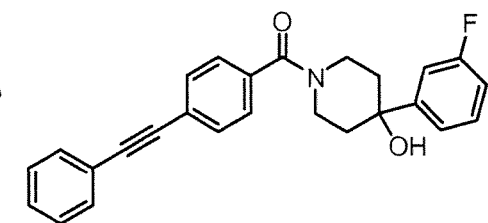
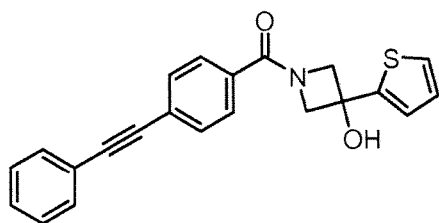
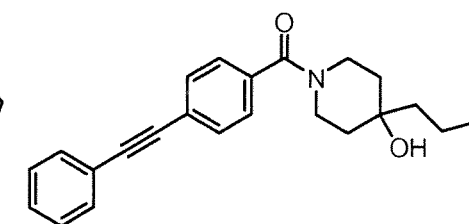
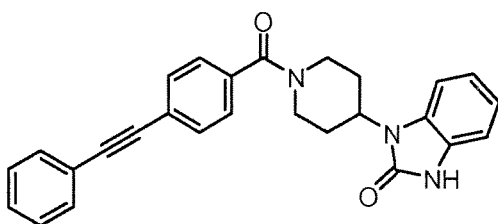
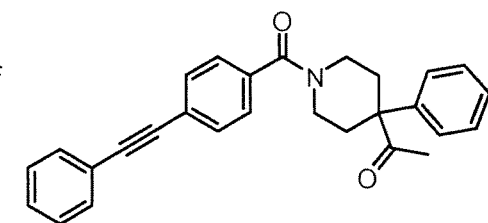
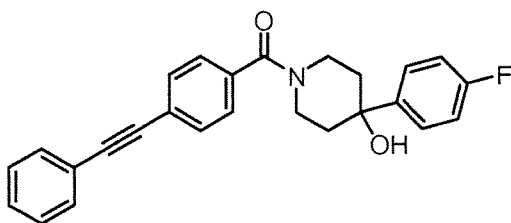
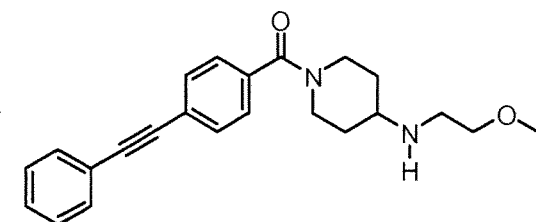
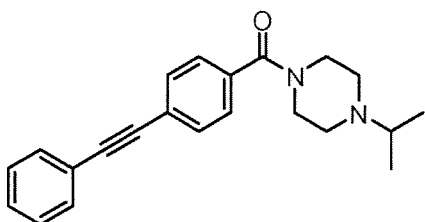
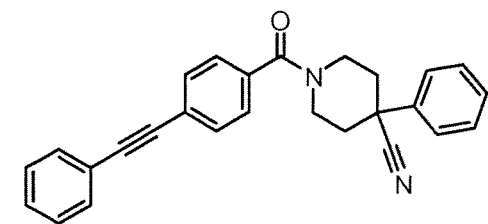
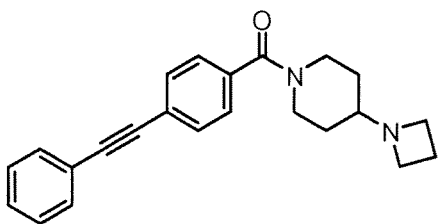
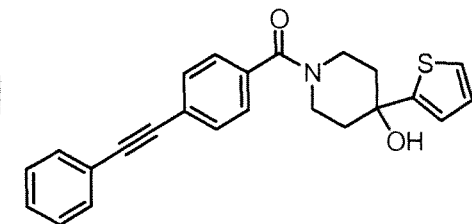
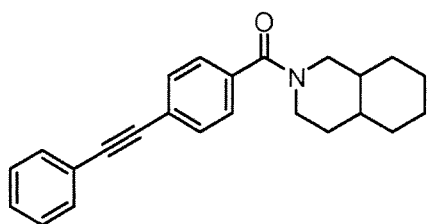
5



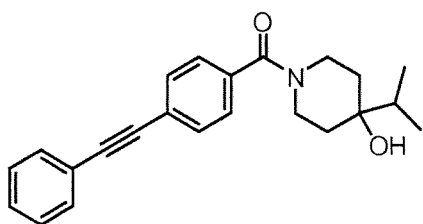
5



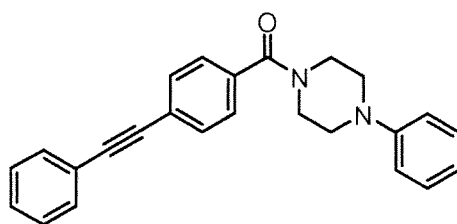
5



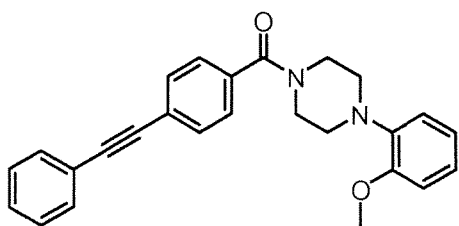
5



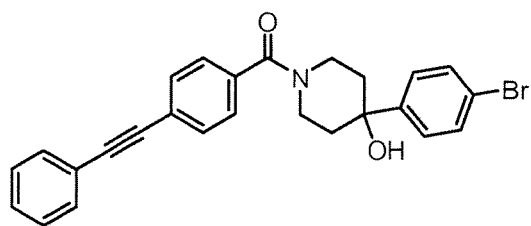
,



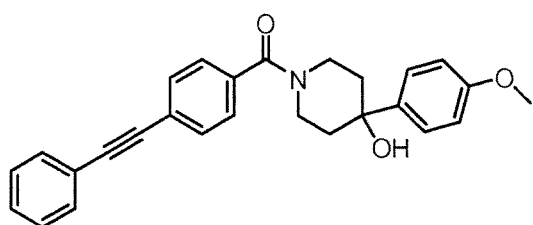
,



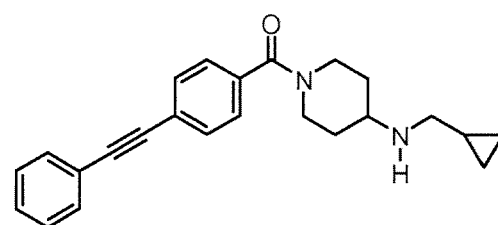
,



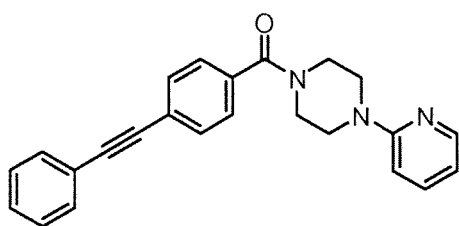
,



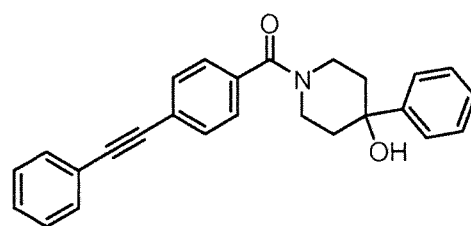
,



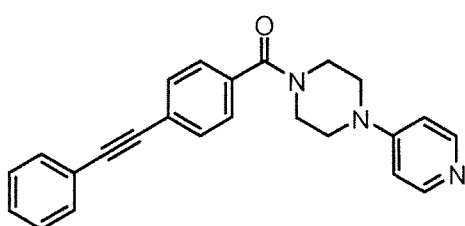
,



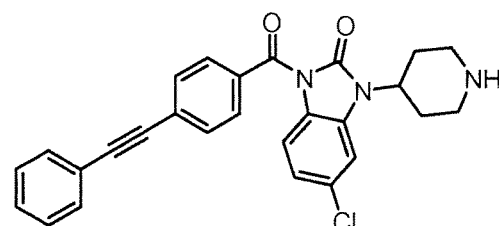
,



,

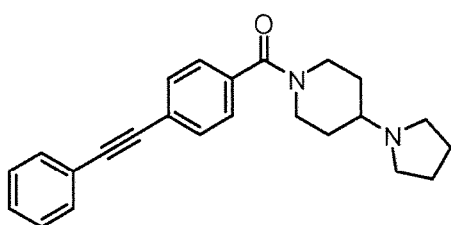


,

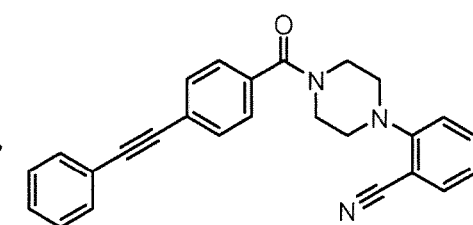


,

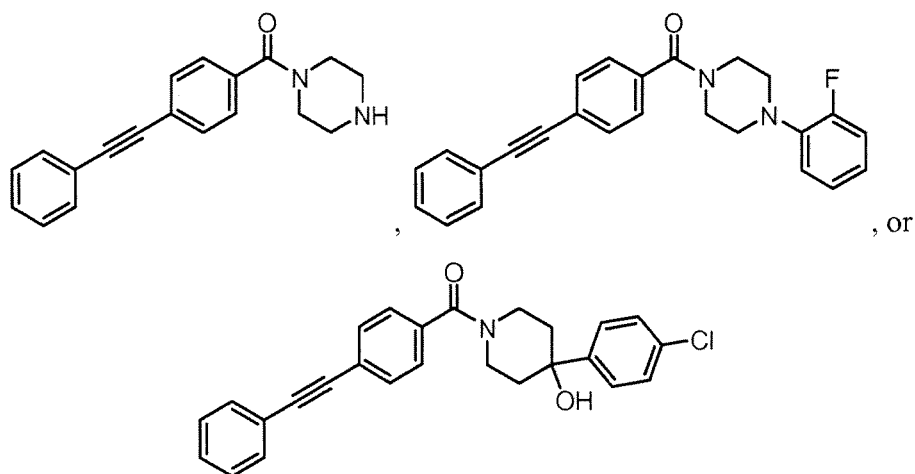
5



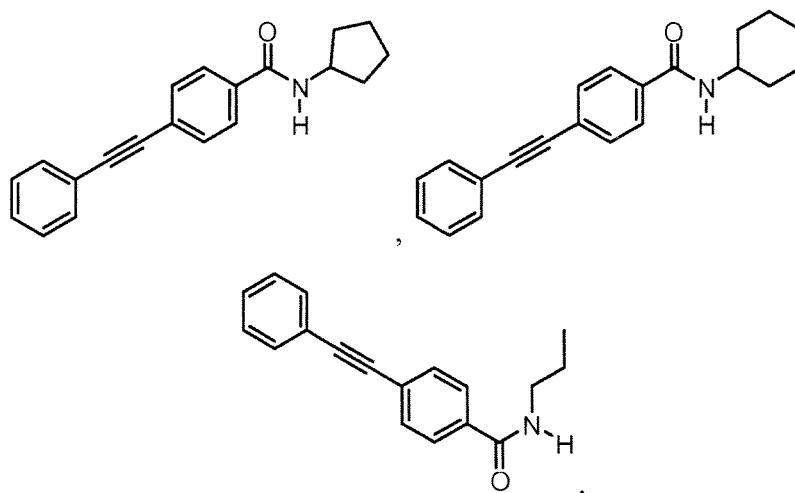
,

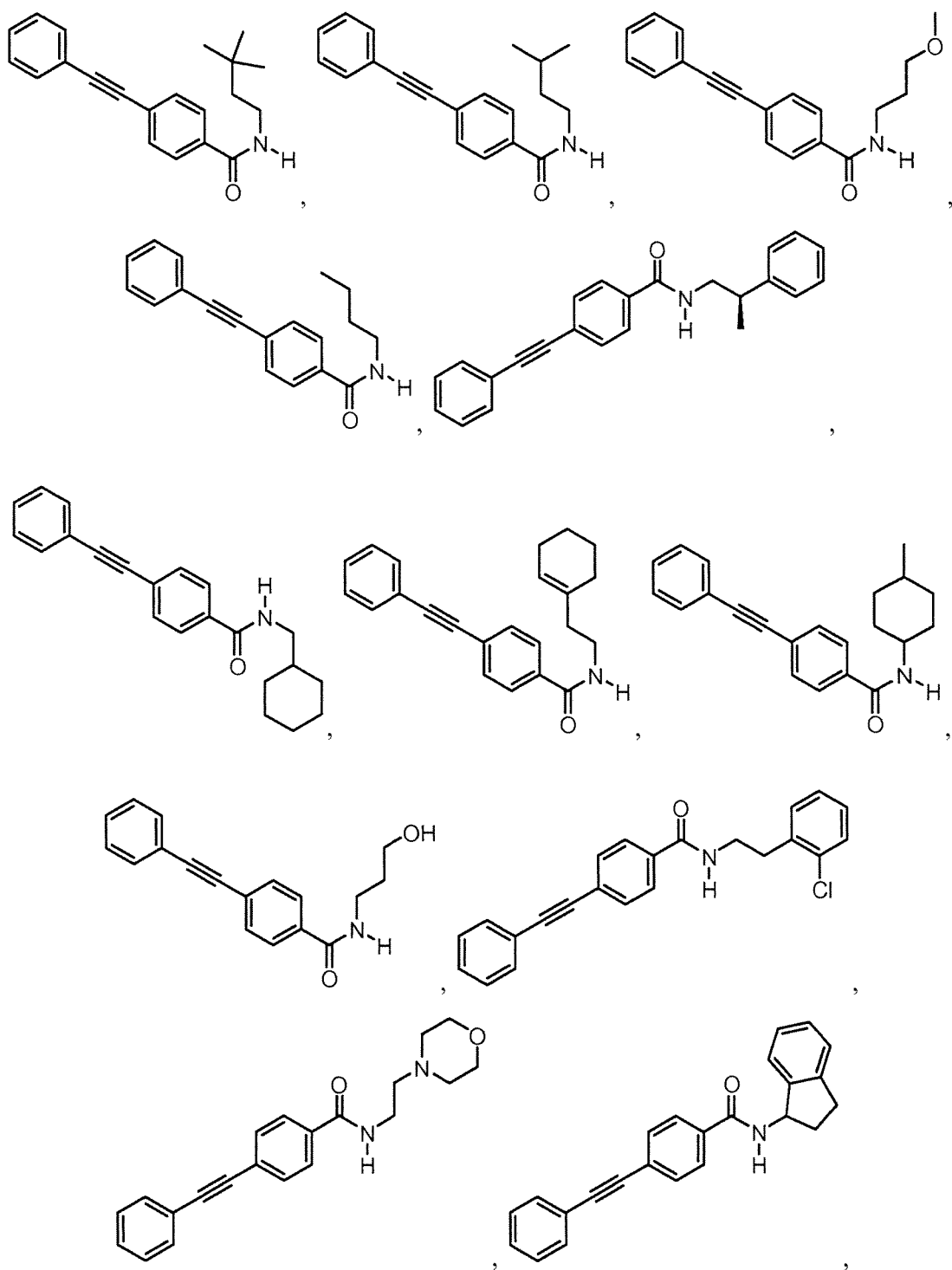


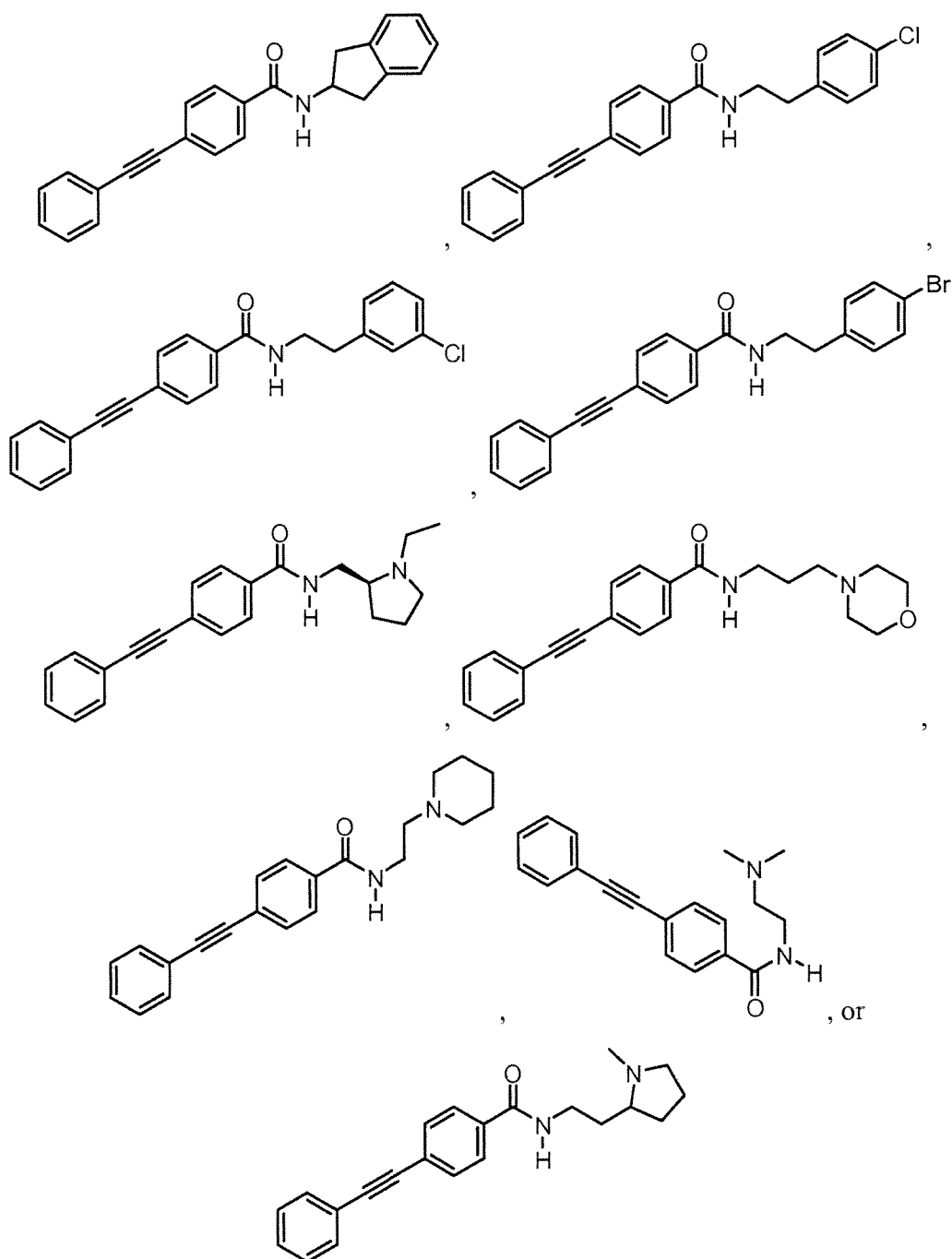
,



[00149] In a further aspect, R¹ and R² are independently selected from hydrogen, (1-ethylpyrrolidin-2-yl)methyl; 2-(1-methylpyrrolidin-2-yl)ethyl; 2-(dimethylamino)ethyl; 2-(piperidin-1-yl)ethyl; 2,3-dihydro-1H-inden-1-yl; 2-chlorophenethyl; 2-morpholinoethyl; 2-phenylpropyl; 3,3-dimethylbutyl; 3-chlorophenethyl; 3-hydroxypropyl; 3-methoxypropyl; 3-morpholinopropyl; 4-bromophenethyl; 4-chlorophenethyl; butyl; cyclohexenylethyl; cyclohexylcyclohexylmethylcyclopentyl; isopentyl; methylcyclohexyl; and propyl. In a still further aspect, the compound has a structure represented by a formula:







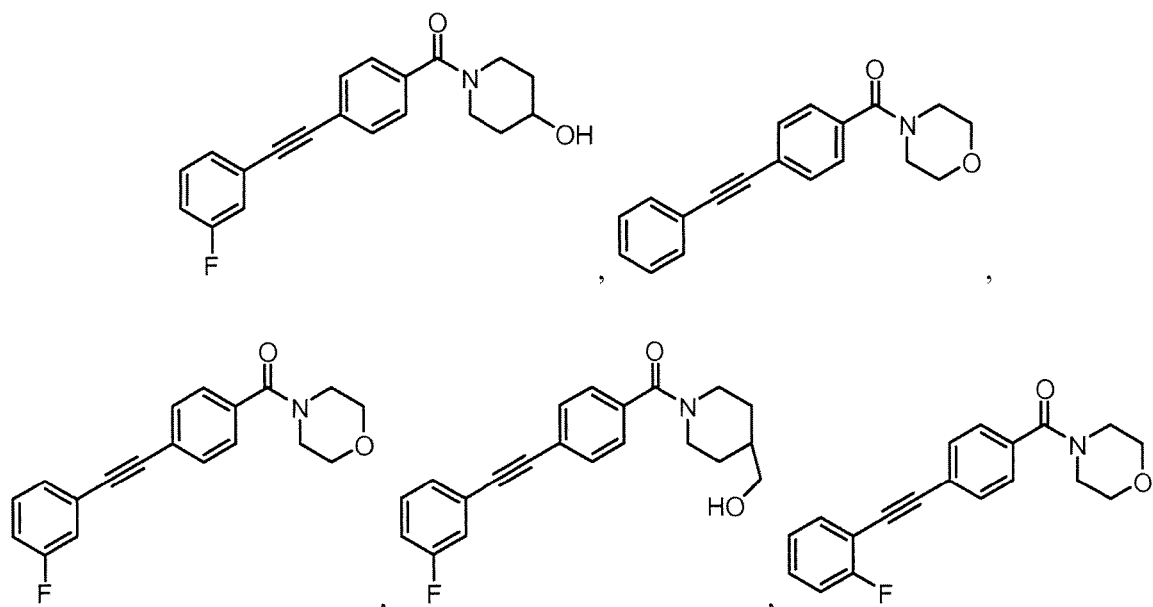
5

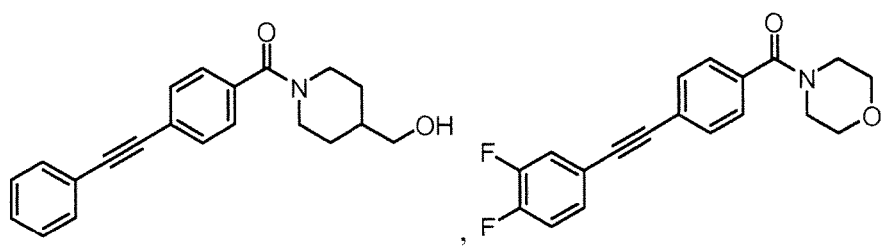
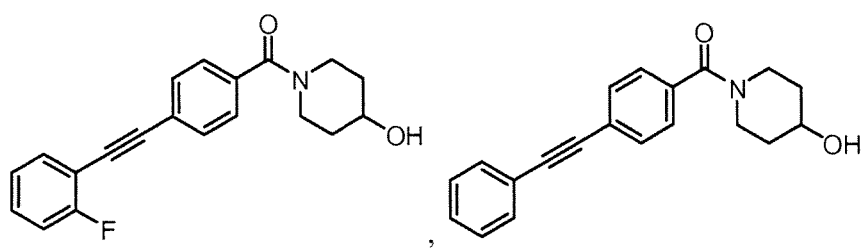
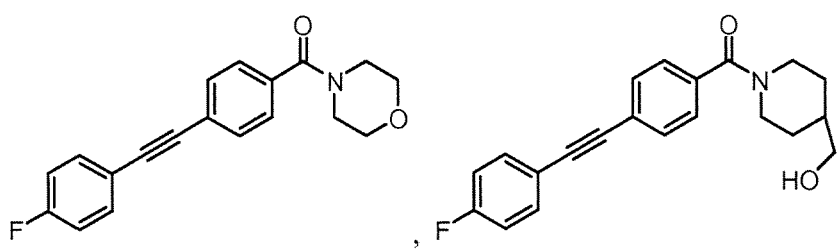
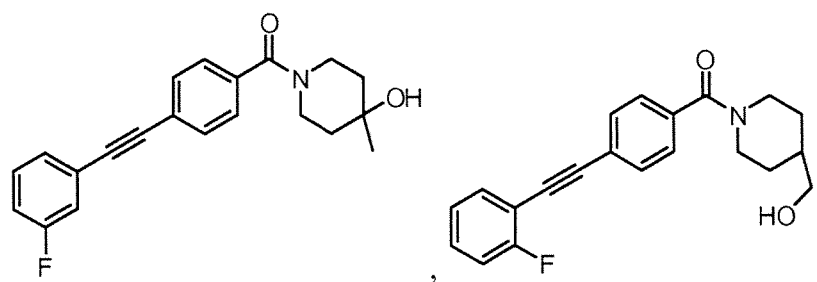
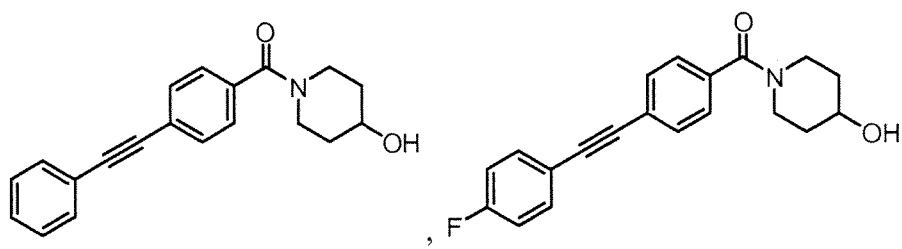
[00150] In a still further aspect, N, R¹, and R² together comprise a cyclic optionally substituted alkyl residue. In a further aspect, the cyclic optionally substituted alkyl residue is selected from (E)-4-hydroxypiperidin-1-yl; (S)-(4-(1-cyclohexylethylamino)piperidin-1-yl; 1-(piperidin-4-yl)-1H-benzo[d]imidazol-2(3H)-one; 1-(piperidin-4-yl)ethanone; 2-(piperazin-1-yl)benzonitrile; 2,6-dimethylmorpholino; 2-morpholinoethyl; 3-hydroxy-3-(thiophen-2-

10

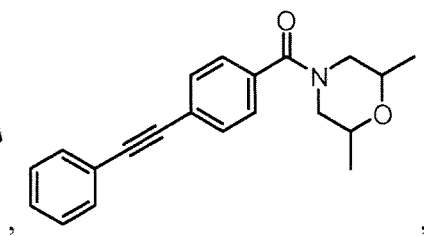
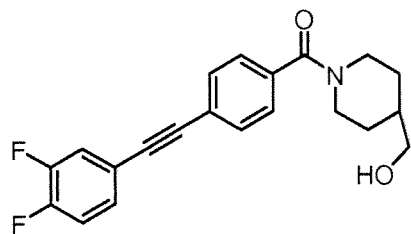
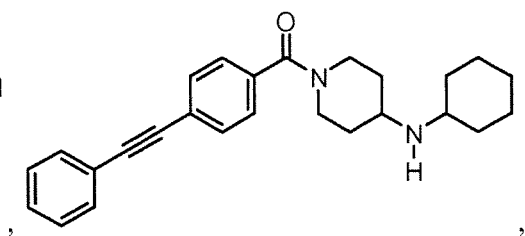
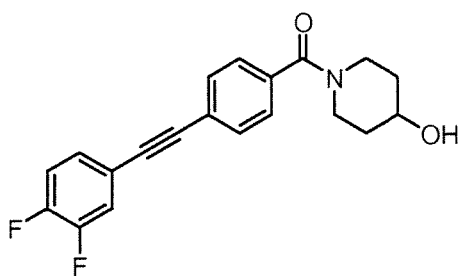
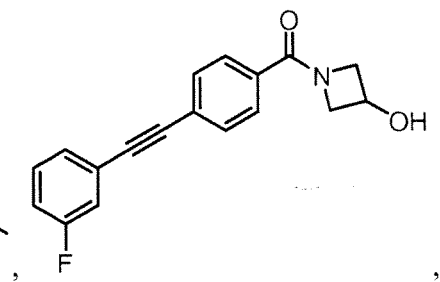
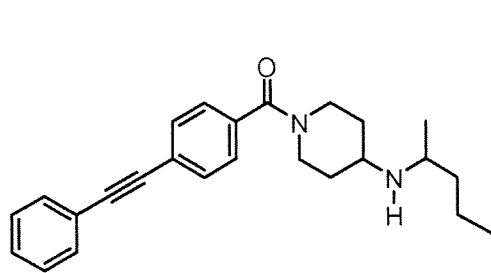
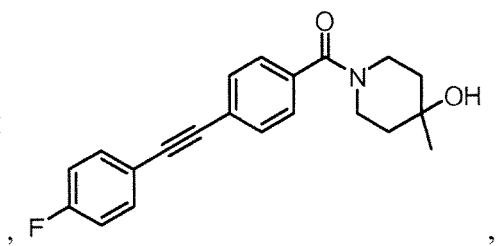
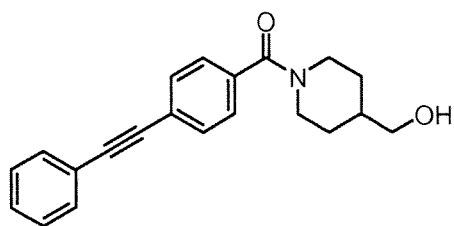
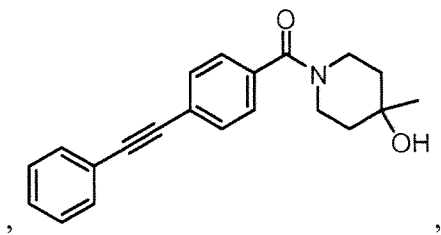
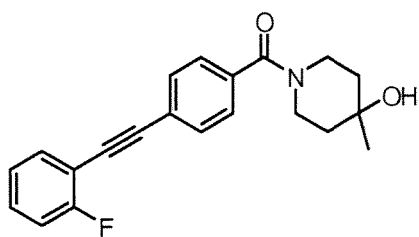
yl)azetidin-1-yl; 3-hydroxy-3-methylazetidin-1-yl; 3-hydroxy-3-propylazetidin-1-yl; 3-
 hydroxyazetidin-1-yl; 3-hydroxypiperidin-1-yl; 4-(2-fluorophenyl)piperazin-1-yl; 4-(2-
 methoxyethylamino)piperidin-1-yl; 4-(2-methoxyphenyl)piperazin-1-yl; 4-(2-
 morpholinoethylamino)piperidin-1-yl; 4-(3-fluorophenyl)-4-hydroxypiperidin-1-yl; 4-(4-
 5 (pyridin-4-yl)piperazin-1-yl)piperidin-1-yl; 4-(4-bromophenyl)-4-hydroxypiperidin-1-yl; 4-(4-
 chloro-2-(trifluoromethyl)phenyl)-4-hydroxypiperidin-1-yl; 4-(4-chlorophenyl)-4-
 hydroxypiperidin-1-yl; 4-(4-fluorophenyl)-4-hydroxypiperidin-1-yl; 4-(4-methylpiperazin-1-
 yl)piperidin-1-yl; 4-(azetidin-1-yl)piperidin-1-yl; 4-(cyclobutylamino)piperidin-1-yl; 4-
 (cyclopropylmethylamino)piperidin-1-yl; 4-(hydroxymethyl)piperidin-1-yl; 4-(pyridin-2-
 10 yl)piperazin-1-yl; 4-(pyrrolidin-1-yl)piperidin-1-yl; 4-hydroxy-4-(4-methoxyphenyl)piperidin-
 1-yl; 4-hydroxy-4-(thiophen-2-yl)piperidin-1-yl; 4-hydroxy-4-isopropylpiperidin-1-yl; 4-
 hydroxy-4-methylpiperidin-1-yl; 4-hydroxypiperidin-1-yl; 4-isopropylpiperazin-1-yl; 4-
 methylpiperazin-1-yl; 4-phenyl-1-piperidine-4-carbonitrile; 6-chloro-1-(piperidin-4-yl)-1H-
 benzo[d]imidazol-2(3H)-one; morpholino; octahydroisoquinolin-2(1H)-yl; and piperazin-1-
 15 yl.

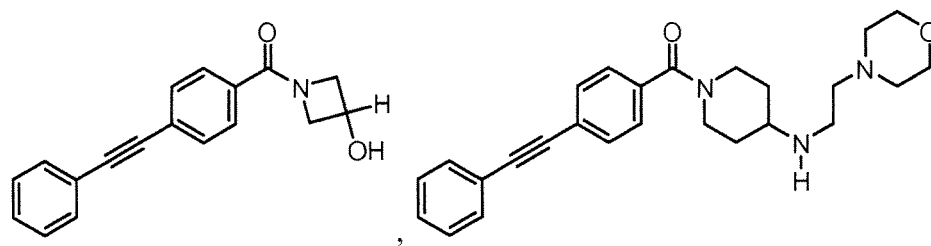
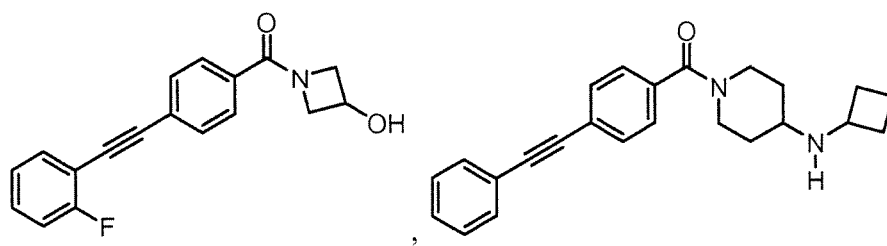
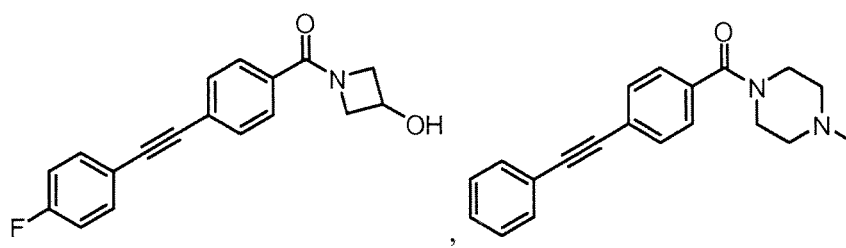
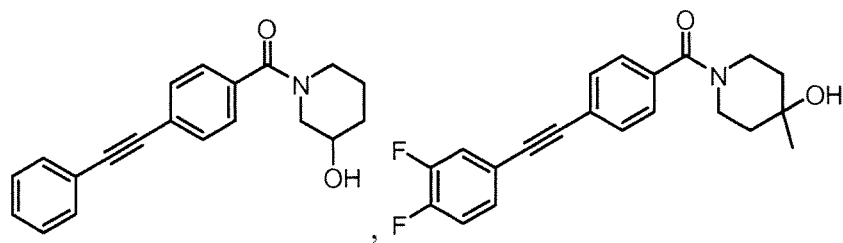
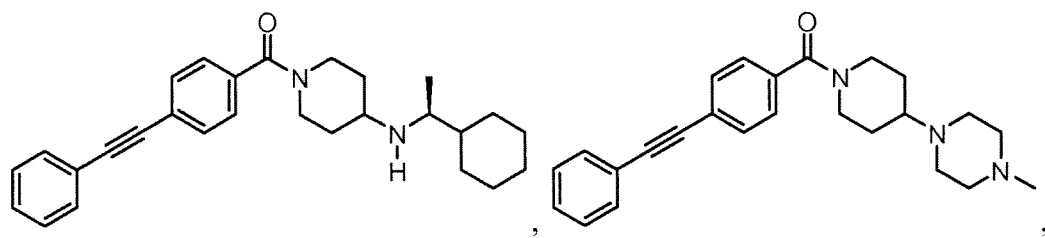
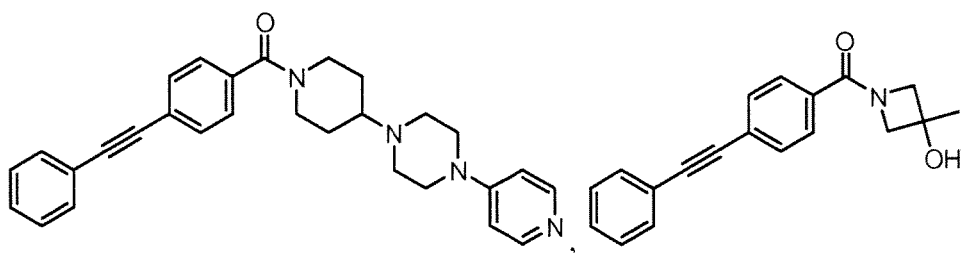
[00151] In a further aspect, the compound has a structure represented by a formula:



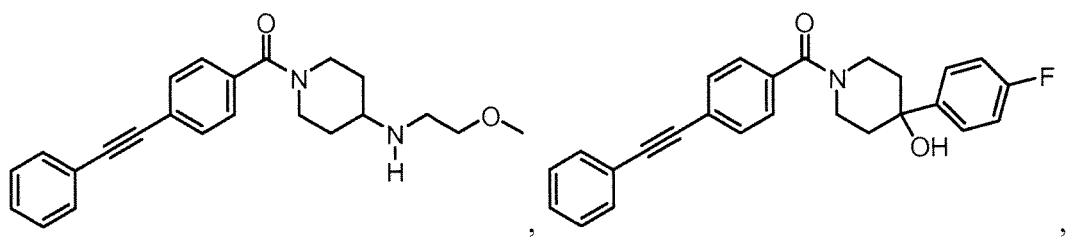
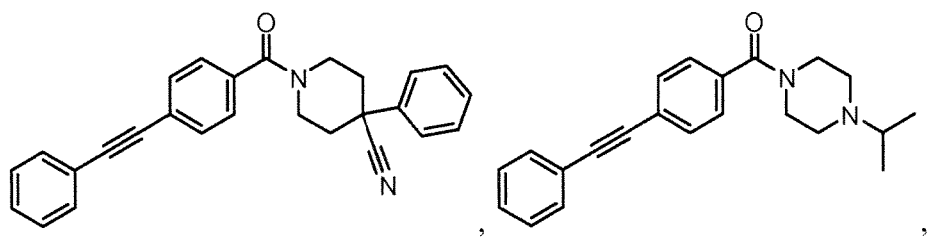
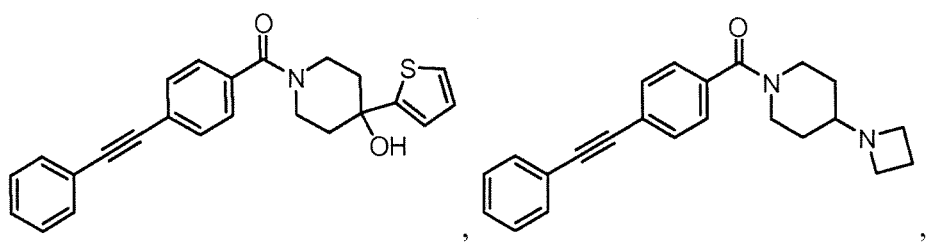
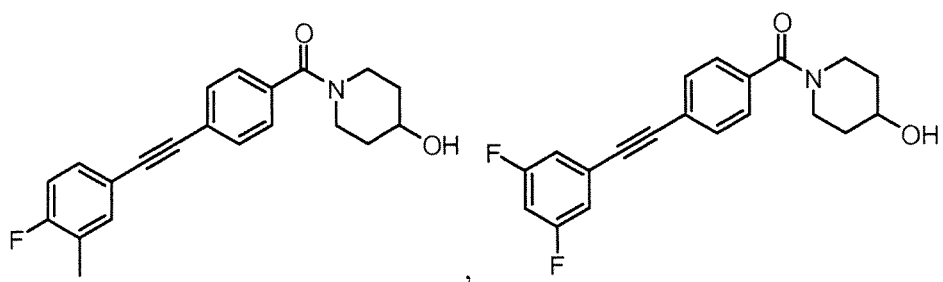
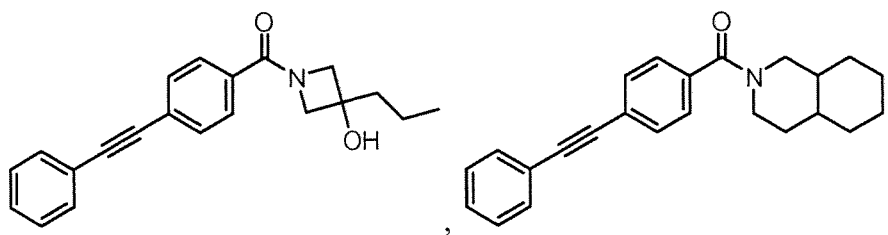
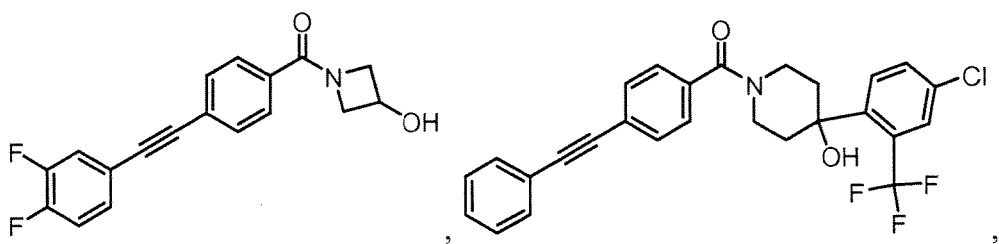


5

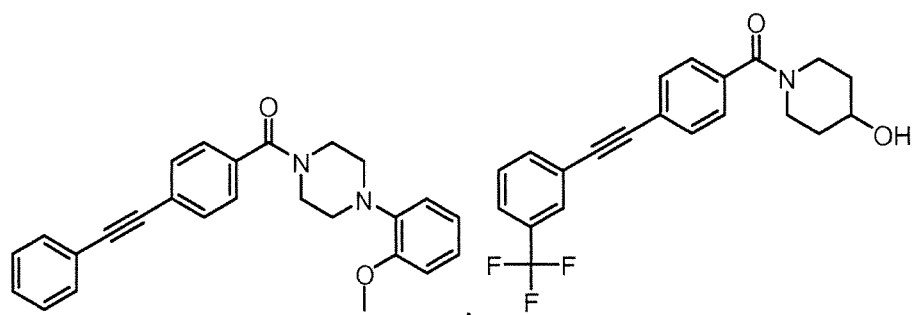
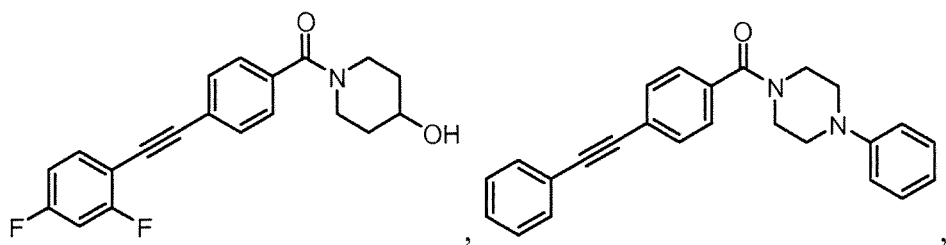
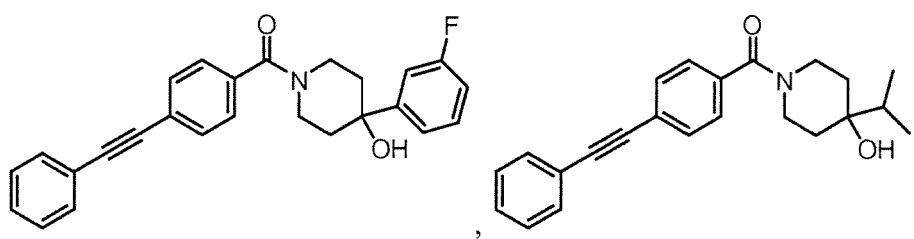
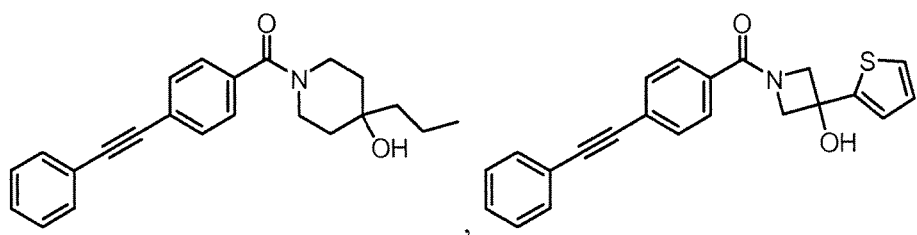
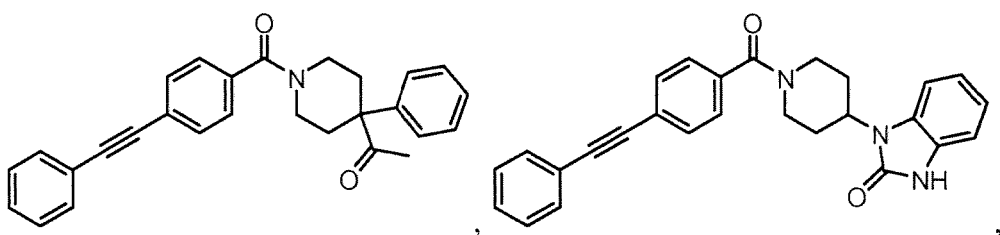




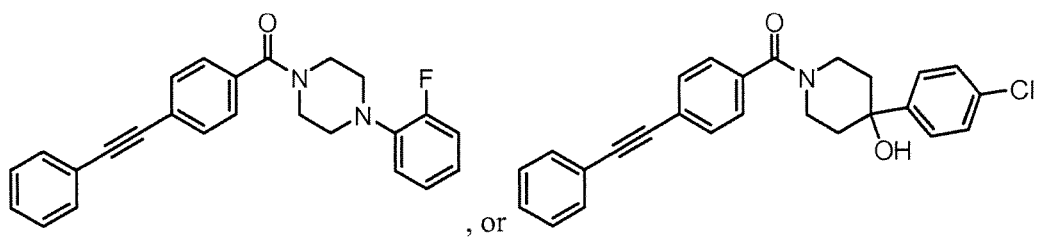
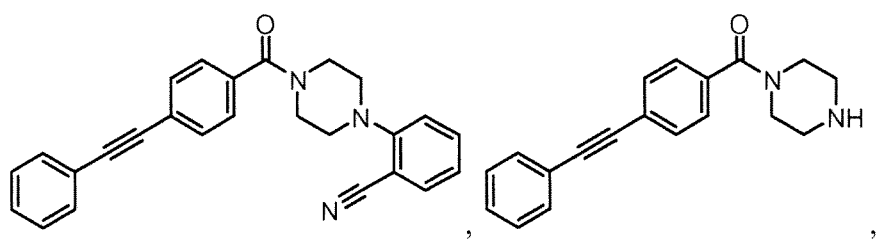
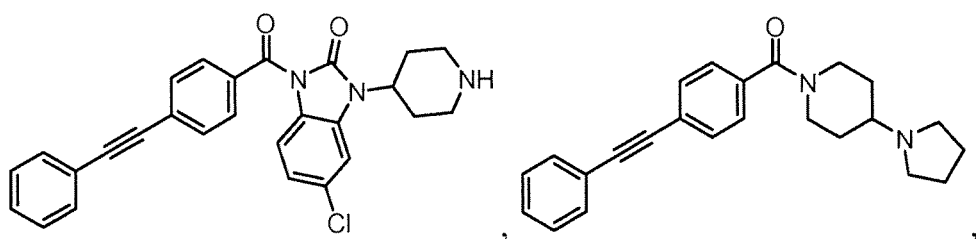
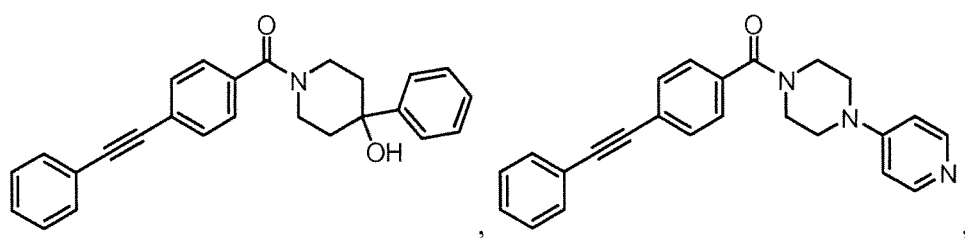
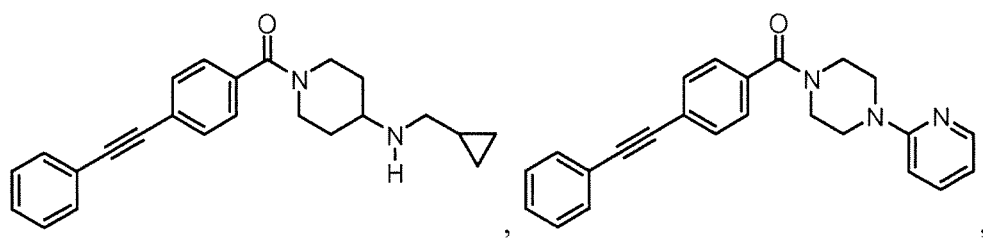
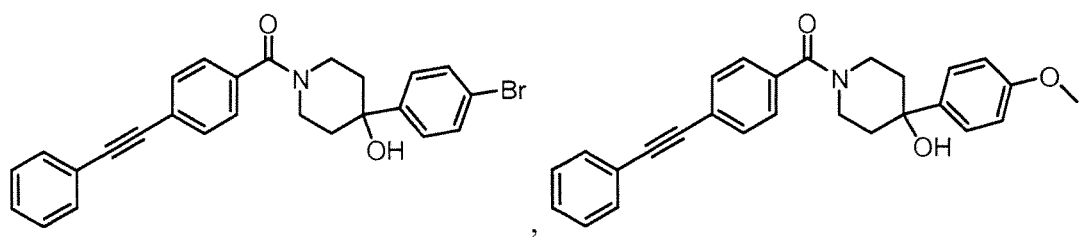
5



5



5

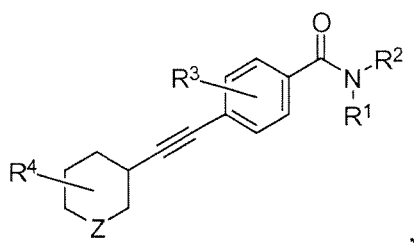


5

[00152] It is understood that the compound can be provided by the disclosed methods of making, can be employed in the disclosed compositions, and can be used in the disclosed methods of using.

b. CYCLOALKYLETHYNYLBENZAMIDE DERIVATIVES

- 5 [00153] In one aspect, the invention relates to cycloalkylethynylbenzamide derivatives. In one aspect, the compound is a compound or pharmaceutically acceptable salt thereof comprising the structure:



- 10 wherein R^1 and R^2 are independently selected from hydrogen, optionally substituted alkyl or alkenyl or alkynyl, optionally substituted heteroalkyl or heteroalkenyl or heteroalkynyl, optionally substituted cycloalkyl or cycloalkenyl or cycloalkynyl, optionally substituted heterocycloalkyl or heterocycloalkenyl or heterocycloalkynyl, optionally substituted aryl, and optionally substituted heteroaryl, or wherein N, R^1 , and R^2 together comprise an optionally substituted hetrocyclic ring having from two to seven carbons;

- 15 wherein R^3 comprises four substituents independently selected from hydrogen, halogen, hydroxyl, cyano, nitro, thiol, optionally substituted alkyl or alkenyl or alkynyl, optionally substituted heteroalkyl or heteroalkenyl or heteroalkynyl, optionally substituted cycloalkyl or cycloalkenyl or cycloalkynyl, optionally substituted heterocycloalkyl or heterocycloalkenyl or heterocycloalkynyl, optionally substituted aryl, optionally substituted
20 heteroaryl, optionally substituted alkoxyl, optionally substituted thioalkyl, optionally substituted alkylsulfinyl, optionally substituted alkylsulfonyl, and optionally substituted amino, thioamido, amidosulfonyl, alkoxycarbonyl, carboxamide, amino-carbonyl, and alkylamine-carbonyl;

wherein Z comprises from zero to two carbons;

wherein R⁴ comprises nine to thirteen substituents independently selected from hydrogen, halogen, hydroxyl, cyano, nitro, thiol, optionally substituted alkyl or alkenyl or alkynyl, optionally substituted heteroalkyl or heteroalkenyl or heteroalkynyl, optionally substituted cycloalkyl or cycloalkenyl or cycloalkynyl, optionally substituted heterocycloalkyl or heterocycloalkenyl or heterocycloalkynyl, optionally substituted aryl, optionally substituted heteroaryl, optionally substituted alkoxy, optionally substituted thioalkyl, optionally substituted alkylsulfinyl, optionally substituted alkylsulfonyl, and optionally substituted amino, thioamido, amidosulfonyl, alkoxycarbonyl, carboxamide, amino-carbonyl, and alkylamine-carbonyl; and

wherein the compound exhibits potentiation of glutamate as an increase in response to non-maximal concentrations of glutamate in human embryonic kidney cells transfected with rat mGluR5 in the presence of the compound, compared to the response to glutamate in the absence of the compound.

[00154] In one aspect, the compound exhibits potentiation with an EC₅₀ of less than about 1.0×10⁻⁶. For example, the compound can exhibit potentiation with an EC₅₀ of less than about 1.0×10⁻⁷. As a further example, the compound can exhibit potentiation with an EC₅₀ of less than about 1.0×10⁻⁸.

[00155] In a further aspect, R¹ is selected from optionally substituted alkyl or alkenyl or alkynyl, optionally substituted heteroalkyl or heteroalkenyl or heteroalkynyl, optionally substituted cycloalkyl or cycloalkenyl or cycloalkynyl, optionally substituted heterocycloalkyl or heterocycloalkenyl or heterocycloalkynyl, optionally substituted aryl, and optionally substituted heteroaryl and has from two to seven carbons.

[00156] In a further aspect, R² is selected from optionally substituted alkyl or alkenyl or alkynyl, optionally substituted heteroalkyl or heteroalkenyl or heteroalkynyl, optionally substituted cycloalkyl or cycloalkenyl or cycloalkynyl, optionally substituted heterocycloalkyl or heterocycloalkenyl or heterocycloalkynyl, optionally substituted aryl, and optionally substituted heteroaryl and has from two to seven carbons.

[00157] In a further aspect, one or more substituents of R^3 are selected from optionally substituted alkyl or alkenyl or alkynyl, optionally substituted heteroalkyl or heteroalkenyl or heteroalkynyl, optionally substituted cycloalkyl or cycloalkenyl or cycloalkynyl, optionally substituted heterocycloalkyl or heterocycloalkenyl or heterocycloalkynyl, optionally substituted aryl, and optionally substituted heteroaryl and have from two to seven carbons.

[00158] In a further aspect, one or more substituents of R_4 are selected from optionally substituted alkyl or alkenyl or alkynyl, optionally substituted heteroalkyl or heteroalkenyl or heteroalkynyl, optionally substituted cycloalkyl or cycloalkenyl or cycloalkynyl, optionally substituted heterocycloalkyl or heterocycloalkenyl or heterocycloalkynyl, optionally substituted aryl, and optionally substituted heteroaryl and have from two to seven carbons.

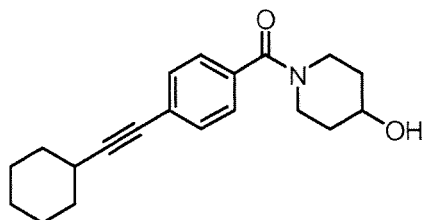
[00159] In one aspect, the optionally substituted alkyl of R^1 , R^2 , R^3 , and/or R_4 comprises an optionally substituted alkyl or an optionally substituted cycloalkyl. In a further aspect, all of R^3 are hydrogen.

[00160] In a further aspect, N, R^1 , and R^2 together comprise an optionally substituted heterocyclic ring having from two to seven carbons. In a further aspect, N, R^1 , and R^2 together comprise 4-hydroxypiperidin-1-yl.

[00161] In a further aspect, Z is one and R^4 comprises eleven substituents.

[00162] In a further aspect, at least one of R^4 is halogen selected from F and Cl. In a further aspect, all of R^4 are hydrogen.

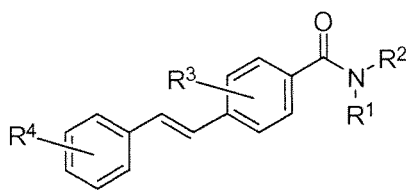
[00163] In one aspect, the compound has a structure represented by a formula:



[00164] It is understood that the compound can be provided by the disclosed methods of making, can be employed in the disclosed compositions, and can be used in the disclosed methods of using.

c. STYRYLBENZAMIDE DERIVATIVES

5 [00165] In one aspect, the invention relates to styrylbenzamide derivatives. In one aspect, the compound is a compound or pharmaceutically acceptable salt thereof comprising the structure:



wherein R¹ and R² are independently selected from hydrogen, optionally substituted alkyl or
10 alkenyl or alkynyl, optionally substituted heteroalkyl or heteroalkenyl or heteroalkynyl,
optionally substituted cycloalkyl or cycloalkenyl or cycloalkynyl, optionally substituted
heterocycloalkyl or heterocycloalkenyl or heterocycloalkynyl, optionally substituted aryl, and
optionally substituted heteroaryl, or wherein N, R¹, and R² together comprise an optionally
substituted hetrocyclic ring having from two to seven carbons; wherein R³ comprises four
15 substituents independently selected from hydrogen, halogen, hydroxyl, cyano, nitro, thiol,
optionally substituted alkyl or alkenyl or alkynyl, optionally substituted heteroalkyl or
heteroalkenyl or heteroalkynyl, optionally substituted cycloalkyl or cycloalkenyl or
cycloalkynyl, optionally substituted heterocycloalkyl or heterocycloalkenyl or
heterocycloalkynyl, optionally substituted aryl, optionally substituted heteroaryl, optionally
20 substituted alkoxy, optionally substituted thioalkyl, optionally substituted alkylsulfanyl,
optionally substituted alkylsulfonyl, and optionally substituted amino, thioamido,
amidosulfonyl, alkoxycarbonyl, carboxamide, amino-carbonyl, and alkylamine-carbonyl;
wherein R⁴ comprises five substituents independently selected from hydrogen, halogen,
hydroxyl, cyano, nitro, thiol, optionally substituted alkyl or alkenyl or alkynyl, optionally
25 substituted heteroalkyl or heteroalkenyl or heteroalkynyl, optionally substituted cycloalkyl or
cycloalkenyl or cycloalkynyl, optionally substituted heterocycloalkyl or heterocycloalkenyl or

heterocycloalkynyl, optionally substituted aryl, optionally substituted heteroaryl, optionally substituted alkoxy, optionally substituted thioalkyl, optionally substituted alkylsulfinyl, optionally substituted alkylsulfonyl, and optionally substituted amino, thioamido, amidosulfonyl, alkoxycarbonyl, carboxamide, amino-carbonyl, and alkylamine-carbonyl; and
5 wherein the compound exhibits potentiation of glutamate as an increase in response to non-maximal concentrations of glutamate in human embryonic kidney cells transfected with rat mGluR5 in the presence of the compound, compared to the response to glutamate in the absence of the compound.

[00166] In one aspect, the compound exhibits potentiation with an EC_{50} of less than
10 about 1.0×10^{-6} . For example, the compound can exhibit potentiation with an EC_{50} of less than about 1.0×10^{-7} . As a further example, the compound can exhibit potentiation with an EC_{50} of less than about 1.0×10^{-8} .

[00167] In a further aspect, R^1 is selected from optionally substituted alkyl or alkenyl or alkynyl, optionally substituted heteroalkyl or heteroalkenyl or heteroalkynyl, optionally
15 substituted cycloalkyl or cycloalkenyl or cycloalkynyl, optionally substituted heterocycloalkyl or heterocycloalkenyl or heterocycloalkynyl, optionally substituted aryl, and optionally substituted heteroaryl and has from two to seven carbons.

[00168] In a further aspect, R^2 is selected from optionally substituted alkyl or alkenyl or alkynyl, optionally substituted heteroalkyl or heteroalkenyl or heteroalkynyl, optionally
20 substituted cycloalkyl or cycloalkenyl or cycloalkynyl, optionally substituted heterocycloalkyl or heterocycloalkenyl or heterocycloalkynyl, optionally substituted aryl, and optionally substituted heteroaryl and has from two to seven carbons.

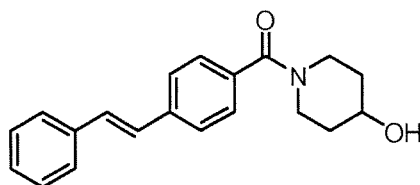
[00169] In a further aspect, one or more substituents of R^3 are selected from optionally substituted alkyl or alkenyl or alkynyl, optionally substituted heteroalkyl or heteroalkenyl or
25 heteroalkynyl, optionally substituted cycloalkyl or cycloalkenyl or cycloalkynyl, optionally substituted heterocycloalkyl or heterocycloalkenyl or heterocycloalkynyl, optionally substituted aryl, and optionally substituted heteroaryl and have from two to seven carbons.

[00170] In a further aspect, one or more substituents of R₄ are selected from optionally substituted alkyl or alkenyl or alkynyl, optionally substituted heteroalkyl or heteroalkenyl or heteroalkynyl, optionally substituted cycloalkyl or cycloalkenyl or cycloalkynyl, optionally substituted heterocycloalkyl or heterocycloalkenyl or heterocycloalkynyl, optionally substituted aryl, and optionally substituted heteroaryl and have from two to seven carbons.

[00171] In a further aspect, N, R¹, and R² together comprise an optionally substituted heterocyclic ring having from two to seven carbons. In a further aspect, N, R¹, and R² together comprise 4-hydroxypiperidin-1-yl.

[00172] In a further aspect, the optionally substituted alkyl of R¹, R², R³, and/or R₄ comprises an optionally substituted alkyl or an optionally substituted cycloalkyl. In a further aspect, all of R³ are hydrogen.

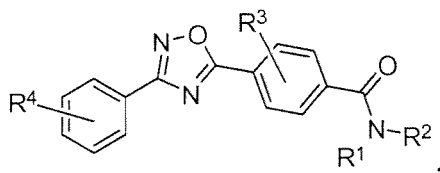
[00173] In a further aspect, at least one of R⁴ is halogen selected from F and Cl. In a further aspect, all of R⁴ are hydrogen. In a further aspect, the compound has a structure represented by a formula:



[00174] It is understood that the compound can be provided by the disclosed methods of making, can be employed in the disclosed compositions, and can be used in the disclosed methods of using.

d. 4-(3-PHENYL-1,2,4-OXADIAZOL-5-YL)BENZAMIDE DERIVATIVES

[00175] In one aspect, the invention relates to 4-(3-phenyl-1,2,4-oxadiazol-5-yl)benzamide derivatives. In one aspect, the compound is a compound or pharmaceutically acceptable salt thereof comprising the structure:



wherein R^1 and R^2 are independently selected from hydrogen, optionally substituted alkyl or alkenyl or alkynyl, optionally substituted heteroalkyl or heteroalkenyl or heteroalkynyl, optionally substituted cycloalkyl or cycloalkenyl or cycloalkynyl, optionally substituted heterocycloalkyl or heterocycloalkenyl or heterocycloalkynyl, optionally substituted aryl, and optionally substituted heteroaryl, or wherein N, R^1 , and R^2 together comprise an optionally substituted hetrocyclic ring having from two to seven carbons; wherein R^3 comprises four substituents independently selected from hydrogen, halogen, hydroxyl, cyano, nitro, thiol, optionally substituted alkyl or alkenyl or alkynyl, optionally substituted heteroalkyl or heteroalkenyl or heteroalkynyl, optionally substituted cycloalkyl or cycloalkenyl or cycloalkynyl, optionally substituted heterocycloalkyl or heterocycloalkenyl or heterocycloalkynyl, optionally substituted aryl, optionally substituted heteroaryl, optionally substituted alkoxy, optionally substituted thioalkyl, optionally substituted alkylsulfinyl, optionally substituted alkylsulfonyl, and optionally substituted amino, thioamido, amidosulfonyl, alkoxycarbonyl, carboxamide, amino-carbonyl, and alkylamine-carbonyl; wherein R^4 comprises five substituents independently selected from hydrogen, halogen, hydroxyl, cyano, nitro, thiol, optionally substituted alkyl or alkenyl or alkynyl, optionally substituted heteroalkyl or heteroalkenyl or heteroalkynyl, optionally substituted cycloalkyl or cycloalkenyl or cycloalkynyl, optionally substituted heterocycloalkyl or heterocycloalkenyl or heterocycloalkynyl, optionally substituted aryl, optionally substituted heteroaryl, optionally substituted alkoxy, optionally substituted thioalkyl, optionally substituted alkylsulfinyl, optionally substituted alkylsulfonyl, and optionally substituted amino, thioamido, amidosulfonyl, alkoxycarbonyl, carboxamide, amino-carbonyl, and alkylamine-carbonyl; and wherein the compound exhibits potentiation of glutamate as an increase in response to non-maximal concentrations of glutamate in human embryonic kidney cells transfected with rat mGluR5 in the presence of the compound, compared to the response to glutamate in the absence of the compound.

[00176] In one aspect, the compound exhibits potentiation with an EC_{50} of less than about 1.0×10^{-6} . For example, the compound can exhibit potentiation with an EC_{50} of less than about 1.0×10^{-7} . As a further example, the compound can exhibit potentiation with an EC_{50} of less than about 1.0×10^{-8} .

5 [00177] In a further aspect, R^1 is selected from optionally substituted alkyl or alkenyl or alkynyl, optionally substituted heteroalkyl or heteroalkenyl or heteroalkynyl, optionally substituted cycloalkyl or cycloalkenyl or cycloalkynyl, optionally substituted heterocycloalkyl or heterocycloalkenyl or heterocycloalkynyl, optionally substituted aryl, and optionally substituted heteroaryl and has from two to seven carbons.

10 [00178] In a further aspect, R^2 is selected from optionally substituted alkyl or alkenyl or alkynyl, optionally substituted heteroalkyl or heteroalkenyl or heteroalkynyl, optionally substituted cycloalkyl or cycloalkenyl or cycloalkynyl, optionally substituted heterocycloalkyl or heterocycloalkenyl or heterocycloalkynyl, optionally substituted aryl, and optionally substituted heteroaryl and has from two to seven carbons.

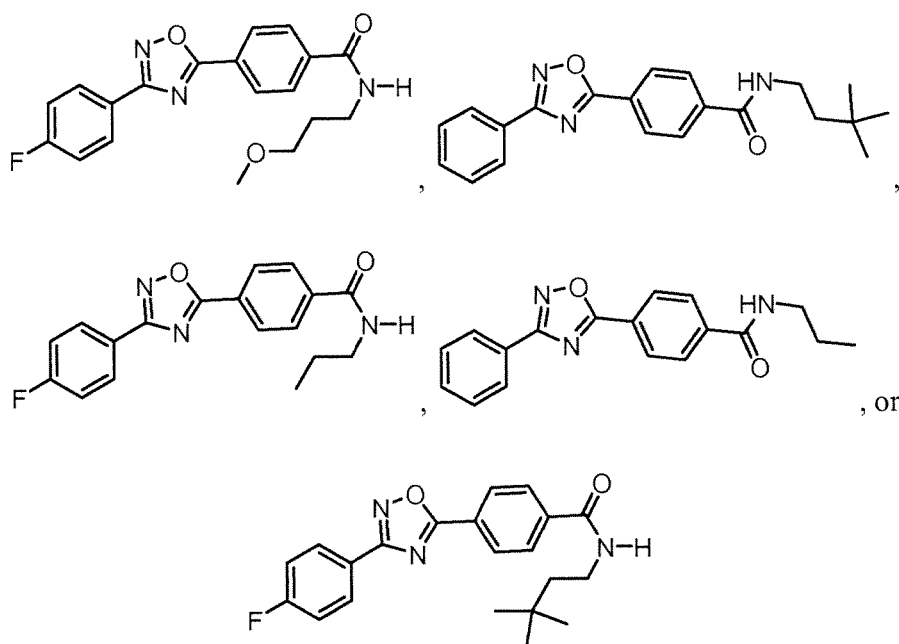
15 [00179] In a further aspect, one or more substituents of R^3 are selected from optionally substituted alkyl or alkenyl or alkynyl, optionally substituted heteroalkyl or heteroalkenyl or heteroalkynyl, optionally substituted cycloalkyl or cycloalkenyl or cycloalkynyl, optionally substituted heterocycloalkyl or heterocycloalkenyl or heterocycloalkynyl, optionally substituted aryl, and optionally substituted heteroaryl and have from two to seven carbons.

20 [00180] In a further aspect, one or more substituents of R_4 are selected from optionally substituted alkyl or alkenyl or alkynyl, optionally substituted heteroalkyl or heteroalkenyl or heteroalkynyl, optionally substituted cycloalkyl or cycloalkenyl or cycloalkynyl, optionally substituted heterocycloalkyl or heterocycloalkenyl or heterocycloalkynyl, optionally substituted aryl, and optionally substituted heteroaryl and have from two to seven carbons.

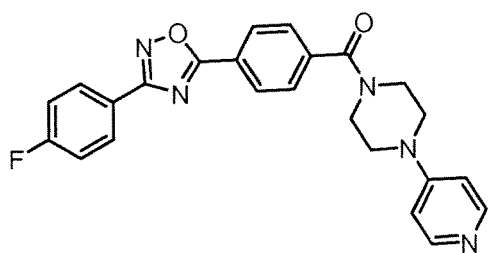
25 [00181] In a further aspect, N, R^1 , and R^2 together comprise an optionally substituted heterocyclic ring having from two to seven carbons. In a further aspect, N, R^1 , and R^2 together comprise 4-(pyridin-4-yl)piperazin-1-yl.

[00182] In a further aspect, the optionally substituted alkyl of R^1 , R^2 , R^3 , and/or R_4 comprises an optionally substituted alkyl or an optionally substituted cycloalkyl. In a further aspect, R^1 and R^2 are independently selected from H; 3-methoxypropyl; 3,3-dimethylbutyl; and N-propyl.

5 [00183] In a further aspect, the compound has a structure represented by a formula:



[00184] In a further aspect, the compound has a structure represented by a formula:



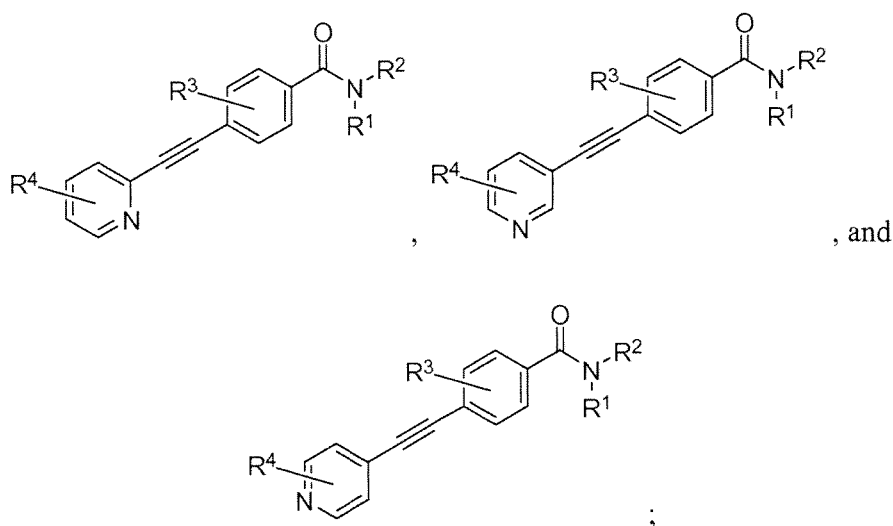
10

[00185] In a further aspect, all of R^3 are hydrogen. In a further aspect, at least one of R^4 is halogen selected from F and Cl. In a further aspect, four of R^4 are hydrogen and one of R^4 is F.

[00186] It is understood that the compound can be provided by the disclosed methods of making, can be employed in the disclosed compositions, and can be used in the disclosed methods of using.

e. 4-(PYRIDINYLETHYNYL)BENZAMIDE DERIVATIVES

5 [00187] In one aspect, the invention relates to 4-(pyridinylethynyl)benzamide derivatives. In one aspect, the compound is a compound or pharmaceutically acceptable salt thereof comprising a structure selected from:



10 wherein R¹ and R² are independently selected from hydrogen, optionally substituted alkyl or alkenyl or alkynyl, optionally substituted heteroalkyl or heteroalkenyl or heteroalkynyl, optionally substituted cycloalkyl or cycloalkenyl or cycloalkynyl, optionally substituted heterocycloalkyl or heterocycloalkenyl or heterocycloalkynyl, optionally substituted aryl, and optionally substituted heteroaryl, or wherein N, R¹, and R² together comprise an optionally
 15 substituted hetrocyclic ring having from two to seven carbons; wherein R³ comprises four substituents independently selected from hydrogen, halogen, hydroxyl, cyano, nitro, thiol, optionally substituted alkyl or alkenyl or alkynyl, optionally substituted heteroalkyl or heteroalkenyl or heteroalkynyl, optionally substituted cycloalkyl or cycloalkenyl or cycloalkynyl, optionally substituted heterocycloalkyl or heterocycloalkenyl or
 20 heterocycloalkynyl, optionally substituted aryl, optionally substituted heteroaryl, optionally substituted alkoxy, optionally substituted thioalkyl, optionally substituted alkylsulfanyl,

optionally substituted alkylsulfonyl, and optionally substituted amino, thioamido, amidosulfonyl, alkoxycarbonyl, carboxamide, amino-carbonyl, and alkylamine-carbonyl; wherein R⁴ comprises four substituents independently selected from hydrogen, halogen, hydroxyl, cyano, nitro, thiol, optionally substituted alkyl or alkenyl or alkynyl, optionally substituted heteroalkyl or heteroalkenyl or heteroalkynyl, optionally substituted cycloalkyl or cycloalkenyl or cycloalkynyl, optionally substituted heterocycloalkyl or heterocycloalkenyl or heterocycloalkynyl, optionally substituted aryl, optionally substituted heteroaryl, optionally substituted alkoxy, optionally substituted thioalkyl, optionally substituted alkylsulfinyl, optionally substituted alkylsulfonyl, and optionally substituted amino, thioamido, amidosulfonyl, alkoxycarbonyl, carboxamide, amino-carbonyl, and alkylamine-carbonyl; and wherein the compound exhibits potentiation of glutamate as an increase in response to non-maximal concentrations of glutamate in human embryonic kidney cells transfected with rat mGluR5 in the presence of the compound, compared to the response to glutamate in the absence of the compound.

[00188] In one aspect, the compound exhibits potentiation with an EC₅₀ of less than about 1.0×10⁻⁶. For example, the compound can exhibit potentiation with an EC₅₀ of less than about 1.0×10⁻⁷. As a further example, the compound can exhibit potentiation with an EC₅₀ of less than about 1.0×10⁻⁸.

[00189] In a further aspect, R¹ is selected from optionally substituted alkyl or alkenyl or alkynyl, optionally substituted heteroalkyl or heteroalkenyl or heteroalkynyl, optionally substituted cycloalkyl or cycloalkenyl or cycloalkynyl, optionally substituted heterocycloalkyl or heterocycloalkenyl or heterocycloalkynyl, optionally substituted aryl, and optionally substituted heteroaryl and has from two to seven carbons.

[00190] In a further aspect, R² is selected from optionally substituted alkyl or alkenyl or alkynyl, optionally substituted heteroalkyl or heteroalkenyl or heteroalkynyl, optionally substituted cycloalkyl or cycloalkenyl or cycloalkynyl, optionally substituted heterocycloalkyl or heterocycloalkenyl or heterocycloalkynyl, optionally substituted aryl, and optionally substituted heteroaryl and has from two to seven carbons.

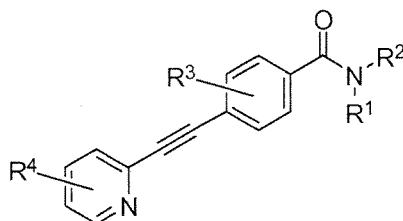
[00191] In a further aspect, one or more substituents of R^3 are selected from optionally substituted alkyl or alkenyl or alkynyl, optionally substituted heteroalkyl or heteroalkenyl or heteroalkynyl, optionally substituted cycloalkyl or cycloalkenyl or cycloalkynyl, optionally substituted heterocycloalkyl or heterocycloalkenyl or heterocycloalkynyl, optionally substituted aryl, and optionally substituted heteroaryl and have from two to seven carbons.

[00192] In a further aspect, one or more substituents of R_4 are selected from optionally substituted alkyl or alkenyl or alkynyl, optionally substituted heteroalkyl or heteroalkenyl or heteroalkynyl, optionally substituted cycloalkyl or cycloalkenyl or cycloalkynyl, optionally substituted heterocycloalkyl or heterocycloalkenyl or heterocycloalkynyl, optionally substituted aryl, and optionally substituted heteroaryl and have from two to seven carbons.

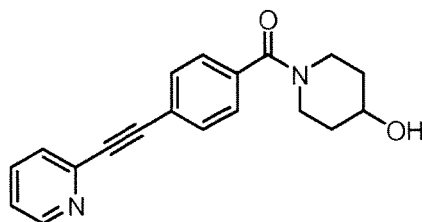
[00193] In a further aspect, the optionally substituted alkyl of R^1 , R^2 , R^3 , and/or R_4 comprises an optionally substituted alkyl or an optionally substituted cycloalkyl.

[00194] In a further aspect, N, R^1 , and R^2 together comprise an optionally substituted heterocyclic ring having from two to seven carbons. In a further aspect, N, R^1 , and R^2 together comprise 2-methylpiperidinyl.

[00195] In a further aspect, the compound has a structure represented by a formula:



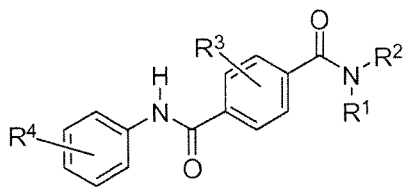
[00196] In a further aspect, N, R^1 , and R^2 together comprise a cyclic optionally substituted alkyl residue. In a further aspect, the cyclic optionally substituted alkyl residue is 2-methylpiperidinyl. In a further aspect, all of R^3 are hydrogen. In a further aspect, at least one of R^4 is halogen selected from F and Cl. In a further aspect, all of R^4 are hydrogen. In a further aspect, the compound has a structure represented by a formula:



[00197] It is understood that the compound can be provided by the disclosed methods of making, can be employed in the disclosed compositions, and can be used in the disclosed methods of using.

5 f. N¹-PHENYLTEREPHTHALAMIDE DERIVATIVES

[00198] In one aspect, the invention relates to N¹-phenylterephthalamide derivatives. In one aspect, the compound is a compound or pharmaceutically acceptable salt thereof comprising the structure:



10 wherein R¹ and R² are independently selected from hydrogen, optionally substituted alkyl or alkenyl or alkynyl, optionally substituted heteroalkyl or heteroalkenyl or heteroalkynyl, optionally substituted cycloalkyl or cycloalkenyl or cycloalkynyl, optionally substituted heterocycloalkyl or heterocycloalkenyl or heterocycloalkynyl, optionally substituted aryl, and optionally substituted heteroaryl, or wherein N, R¹, and R² together comprise an optionally substituted hetrocyclic ring having from two to seven carbons; wherein R³ comprises four
 15 substituents independently selected from hydrogen, halogen, hydroxyl, cyano, nitro, thiol, optionally substituted alkyl or alkenyl or alkynyl, optionally substituted heteroalkyl or heteroalkenyl or heteroalkynyl, optionally substituted cycloalkyl or cycloalkenyl or cycloalkynyl, optionally substituted heterocycloalkyl or heterocycloalkenyl or heterocycloalkynyl, optionally substituted aryl, optionally substituted heteroaryl, optionally substituted alkoxy, optionally substituted thioalkyl, optionally substituted alkylsulfinyl, optionally substituted alkylsulfonyl, and optionally substituted amino, thioamido,
 20

amidosulfonyl, alkoxycarbonyl, carboxamide, amino-carbonyl, and alkylamine-carbonyl; wherein R^4 comprises five substituents independently selected from hydrogen, halogen, hydroxyl, cyano, nitro, thiol, optionally substituted alkyl or alkenyl or alkynyl, optionally substituted heteroalkyl or heteroalkenyl or heteroalkynyl, optionally substituted cycloalkyl or cycloalkenyl or cycloalkynyl, optionally substituted heterocycloalkyl or heterocycloalkenyl or heterocycloalkynyl, optionally substituted aryl, optionally substituted heteroaryl, optionally substituted alkoxy, optionally substituted thioalkyl, optionally substituted alkylsulfinyl, optionally substituted alkylsulfonyl, and optionally substituted amino, thioamido, amidosulfonyl, alkoxycarbonyl, carboxamide, amino-carbonyl, and alkylamine-carbonyl; and wherein the compound exhibits potentiation of glutamate as an increase in response to non-maximal concentrations of glutamate in human embryonic kidney cells transfected with rat mGluR5 in the presence of the compound, compared to the response to glutamate in the absence of the compound.

[00199] In one aspect, the compound exhibits potentiation with an EC_{50} of less than about 1.0×10^{-6} . For example, the compound can exhibit potentiation with an EC_{50} of less than about 1.0×10^{-7} . As a further example, the compound can exhibit potentiation with an EC_{50} of less than about 1.0×10^{-8} .

[00200] In a further aspect, R^1 is selected from optionally substituted alkyl or alkenyl or alkynyl, optionally substituted heteroalkyl or heteroalkenyl or heteroalkynyl, optionally substituted cycloalkyl or cycloalkenyl or cycloalkynyl, optionally substituted heterocycloalkyl or heterocycloalkenyl or heterocycloalkynyl, optionally substituted aryl, and optionally substituted heteroaryl and has from two to seven carbons.

[00201] In a further aspect, R^2 is selected from optionally substituted alkyl or alkenyl or alkynyl, optionally substituted heteroalkyl or heteroalkenyl or heteroalkynyl, optionally substituted cycloalkyl or cycloalkenyl or cycloalkynyl, optionally substituted heterocycloalkyl or heterocycloalkenyl or heterocycloalkynyl, optionally substituted aryl, and optionally substituted heteroaryl and has from two to seven carbons.

[00202] In a further aspect, one or more substituents of R^3 are selected from optionally substituted alkyl or alkenyl or alkynyl, optionally substituted heteroalkyl or heteroalkenyl or

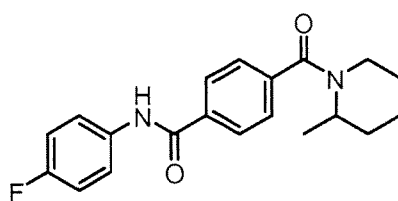
heteroalkynyl, optionally substituted cycloalkyl or cycloalkenyl or cycloalkynyl, optionally substituted heterocycloalkyl or heterocycloalkenyl or heterocycloalkynyl, optionally substituted aryl, and optionally substituted heteroaryl and have from two to seven carbons.

[00203] In a further aspect, one or more substituents of R_4 are selected from optionally substituted alkyl or alkenyl or alkynyl, optionally substituted heteroalkyl or heteroalkenyl or heteroalkynyl, optionally substituted cycloalkyl or cycloalkenyl or cycloalkynyl, optionally substituted heterocycloalkyl or heterocycloalkenyl or heterocycloalkynyl, optionally substituted aryl, and optionally substituted heteroaryl and have from two to seven carbons.

[00204] In a further aspect, N, R^1 , and R^2 together comprise an optionally substituted hetrocyclic ring having from two to seven carbons. In a further aspect, N, R^1 , and R^2 together comprise 2-methylpiperidinyl.

[00205] In a further aspect, the optionally substituted alkyl of R^1 , R^2 , R^3 , and/or R_4 comprises an optionally substituted alkyl or an optionally substituted cycloalkyl. In a further aspect, all of R^3 are hydrogen.

[00206] In a further aspect, at least one of R^4 is halogen selected from F and Cl. In a further aspect, four of R^4 are hydrogen and one of R^4 is F. In a further aspect, the compound has a structure represented by a formula:



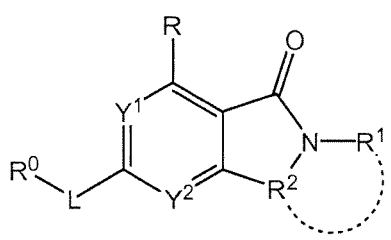
[00207] It is understood that the compound can be provided by the disclosed methods of making, can be employed in the disclosed compositions, and can be used in the disclosed methods of using.

2. CYCLIC BENZAMIDE DERIVATIVES

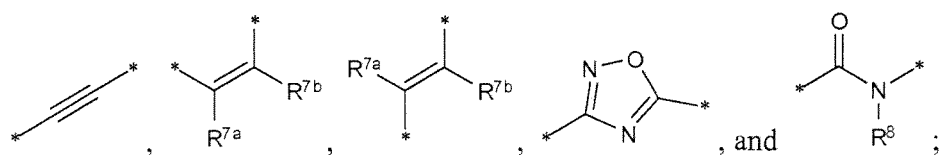
[00208] In one aspect, the invention relates to compounds useful as positive allosteric modulators (potentiators) of the metabotropic glutamate receptor subtype 5 (mGluR5). More specifically, the present invention relates to compounds that allosterically modulate mGluR5 receptor activity, affecting the sensitivity of mGluR5 receptors to agonists without acting as orthosteric agonists themselves. The compounds of the invention are useful in the treatment neurological and psychiatric disorders associated with glutamate dysfunction and other diseases in which metabotropic glutamate receptors are involved, as further described herein.

[00209] Generally, the disclosed compounds exhibit potentiation of mGluR5 response to glutamate as an increase in response to non-maximal concentrations of glutamate in human embryonic kidney cells transfected with rat mGluR5 in the presence of the compound, compared to the response to glutamate in the absence of the compound. In various aspects, the compounds are isoindolin-1-one derivatives, isoindoline-1,3-dione derivatives, 3,4-dihydroisoquinolin-1(2H)-one derivatives, isoquinoline-1,3(2H,4H)-dione derivatives, other related bicyclic compounds, or a pharmaceutically acceptable salts or N-oxides thereof.

[00210] In one aspect, the invention relates to a compound having a structure represented by a formula:



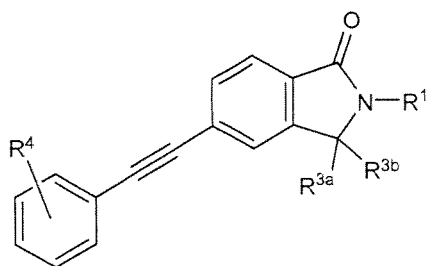
wherein each ----- is an optional covalent bond; wherein Y¹ and Y² are independently selected from N and C-R; wherein each R is independently selected from hydrogen, halogen, hydroxyl, cyano, nitro, thiol, or an organic radical comprising 1 to 12 carbon atoms; wherein R¹ and R² are independently hydrogen or an optionally substituted organic radical comprising from 1 to 12 carbon atoms; wherein R⁰ is an optionally substituted organic radical comprising 4 to 14 carbon atoms; wherein L is an organic divalent radical comprising 1 to 7 carbon atoms and is selected from:



wherein R^{7a} and R^{7b} together form an optionally substituted carbocyclic or heterocyclic ring having from two to five carbons or are independently selected from hydrogen, halogen, hydroxyl, cyano, nitro, thiol, amino, and an organic radical comprising 1 to 5 carbon atoms selected from optionally substituted C1-C5 alkyl or C2-C5 alkenyl or C2-C5 alkynyl, optionally substituted C1-C5 heteroalkyl or C2-C5 heteroalkenyl or C2-C5 heteroalkynyl, optionally substituted C3-C5 cycloalkyl or C3-C5 cycloalkenyl, optionally substituted C3-C5 heterocycloalkyl or C3-C5 heterocycloalkenyl, optionally substituted aryl, optionally substituted heteroaryl, optionally substituted alkoxy, optionally substituted thioalkyl, optionally substituted alkylsulfinyl, optionally substituted alkylsulfonyl, and optionally substituted amino, thioamido, amidosulfonyl, alkoxycarbonyl, carboxamide, amino-carbonyl, and alkylamine-carbonyl; and wherein R^8 is selected from hydrogen, and an organic radical comprising 1 to 6 carbon atoms selected from optionally substituted C1-C6 alkyl or C2-C6 alkenyl or C2-C6 alkynyl, optionally substituted C1-C6 heteroalkyl or C2-C6 heteroalkenyl or C2-C6 heteroalkynyl, optionally substituted C3-C6 cycloalkyl or C3-C6 cycloalkenyl or C6 cycloalkynyl, optionally substituted C3-C6 heterocycloalkyl or C3-C6 heterocycloalkenyl or C6 heterocycloalkynyl, optionally substituted aryl, and optionally substituted heteroaryl; or a pharmaceutically acceptable salt or N-oxide thereof, wherein the compound exhibits potentiation of mGluR5 response to glutamate as an increase in response to non-maximal concentrations of glutamate in human embryonic kidney cells transfected with rat mGluR5 in the presence of the compound, compared to the response to glutamate in the absence of the compound.

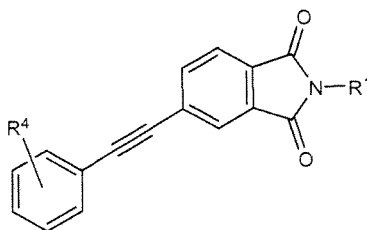
[00211] For example, a disclosed compound can have

[00212] For example, a disclosed compound can have a structure represented by a formula:



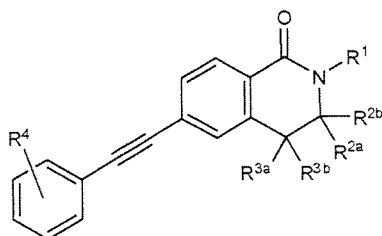
wherein R^1 is hydrogen or alkyl having from 1 to 6 carbons; wherein R^{3a} and R^{3b} are independently hydrogen, halogen, or lower alkyl; and wherein R^4 comprises five substituents independently selected from hydrogen, halogen, and lower alkyl.

- 5 [00213] For example, a disclosed compound can have a structure represented by a formula:



wherein R^1 is hydrogen or alkyl having from 1 to 6 carbons; and wherein R^4 comprises five substituents independently selected from hydrogen, halogen, and lower alkyl.

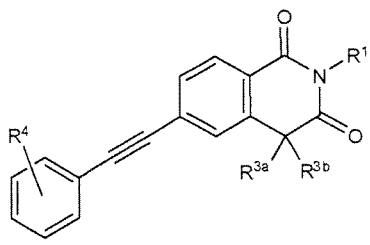
- 10 [00214] For example, a disclosed compound can have a structure represented by a formula:



wherein R^1 is hydrogen or alkyl having from 1 to 6 carbons; wherein R^{2a} , R^{2b} , R^{3a} , and R^{3b} are independently hydrogen, halogen, or lower alkyl; and wherein R^4 comprises five substituents

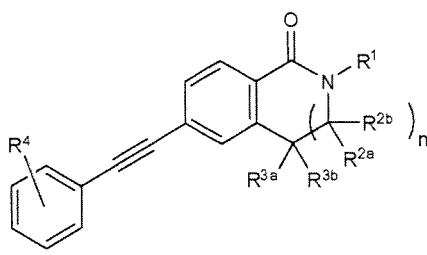
- 15 independently selected from hydrogen, halogen, and lower alkyl.

[00215] For example, a disclosed compound can have a structure represented by a formula:



wherein R^1 is hydrogen or alkyl having from 1 to 6 carbons; wherein R^{3a} and R^{3b} are
 5 independently hydrogen, halogen, or lower alkyl; and wherein R^4 comprises five substituents independently selected from hydrogen, halogen, and lower alkyl.

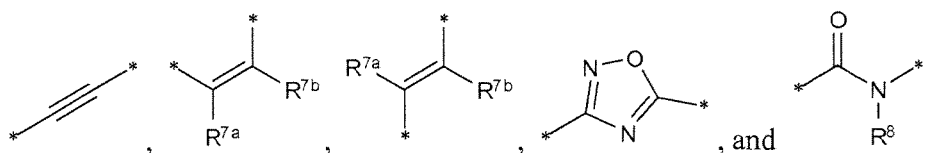
[00216] For example, a disclosed compound can have a structure represented by a formula:



10 wherein R^1 is hydrogen or alkyl having from 1 to 6 carbons; wherein R^{2a} , R^{2b} , R^{3a} , and R^{3b} are independently hydrogen, halogen, or lower alkyl; and wherein R^4 comprises five substituents independently selected from hydrogen, halogen, and lower alkyl.

[00217] In various aspects, Y^1 can be selected from N and C- R^4 . In various further aspects, Y^2 can be selected from N and C-H. In various further aspects, each R^{3a} and R^{3b} is
 15 independently hydrogen, halogen, hydroxyl, cyano, nitro, thiol, amino, or an organic radical comprising 1 to 6 carbon atoms. In various further aspects, R^4 is hydrogen, halogen, hydroxyl, cyano, nitro, thiol, or an organic radical comprising 1 to 12 carbon atoms. In various further aspects, while R^{3a} and R^{3b} (when present) can together comprise a cycloalkyl having from 2-12 carbon atoms, R^{3a} and R^{3b} do not form a bridge with the adjacent aromatic
 20 ring.

[00218] In various further aspects, L is an organic divalent radical comprising 1 to 7 carbon atoms and is selected from:



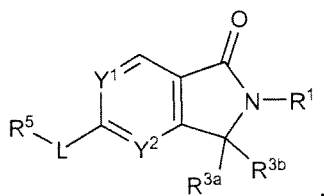
[00219] In various further aspects, R^{7a} and R^{7b} together form an optionally substituted carbocyclic or heterocyclic ring having from two to five carbons or are independently selected from hydrogen, halogen, hydroxyl, cyano, nitro, thiol, amino, and an organic radical comprising 1 to 5 carbon atoms selected from optionally substituted C1-C5 alkyl or C2-C5 alkenyl or C2-C5 alkynyl, optionally substituted C1-C5 heteroalkyl or C2-C5 heteroalkenyl or C2-C5 heteroalkynyl, optionally substituted C3-C5 cycloalkyl or C3-C5 cycloalkenyl, optionally substituted C3-C5 heterocycloalkyl or C3-C5 heterocycloalkenyl, optionally substituted aryl, optionally substituted heteroaryl, optionally substituted alkoxy, optionally substituted thioalkyl, optionally substituted alkylsulfenyl, optionally substituted alkylsulfonyl, and optionally substituted amino, thioamido, amidosulfonyl, alkoxycarbonyl, carboxamide, amino-carbonyl, and alkylamine-carbonyl.

[00220] In various further aspects, R^8 is selected from hydrogen, and an organic radical comprising 1 to 6 carbon atoms selected from optionally substituted C1-C6 alkyl or C2-C6 alkenyl or C2-C6 alkynyl, optionally substituted C1-C6 heteroalkyl or C2-C6 heteroalkenyl or C2-C6 heteroalkynyl, optionally substituted C3-C6 cycloalkyl or C3-C6 cycloalkenyl or C6 cycloalkynyl, optionally substituted C3-C6 heterocycloalkyl or C3-C6 heterocycloalkenyl or C6 heterocycloalkynyl, optionally substituted aryl, and optionally substituted heteroaryl.

[00221] It is understood that each derivative can be optionally further substituted. It is also contemplated that any one or more derivative can be optionally omitted from the invention. It is also understood that each substituent can be optionally further substituted. It is also contemplated that any one or more substituent can be optionally omitted from the invention.

a. ISOINDOLIN-1-ONE DERIVATIVES

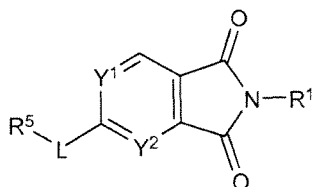
[00222] In one aspect, the invention relates to an isoindolin-1-one derivative having a structure:



- 5 wherein R¹ is hydrogen or an organic radical comprising 1 to 12 carbon atoms; and wherein R⁵ is an organic radical comprising 4 to 14 carbon atoms, with the proviso that if R¹ is hydrogen, then R⁵ is optionally substituted phenyl or optionally substituted pyridinyl; or a pharmaceutically acceptable salt or N-oxide thereof.

b. ISOINDOLINE-1,3-DIONE DERIVATIVES

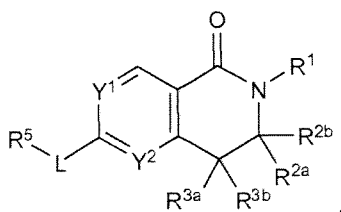
- 10 [00223] In one aspect, the invention relates to an isoindoline-1,3-dione derivative having a structure:



- wherein R¹ is hydrogen or is selected from optionally substituted C1-C12 alkyl, optionally substituted C1-C12 heteroalkyl, optionally substituted C3-C12 cycloalkyl, or optionally substituted C3-C12 heterocycloalkyl, with the proviso that R¹ does not comprise silicon; and
15 wherein R⁵ is an organic radical comprising 4 to 14 carbon atoms, with the proviso that if R¹ is hydrogen, then R⁵ is optionally substituted phenyl or optionally substituted pyridinyl, and with the proviso that if R¹ is methyl, then R⁵ is an organic radical comprising 4 to 14 carbon atoms; or a pharmaceutically acceptable salt or N-oxide thereof.

c. 3,4-DIHYDROISOQUINOLIN-1(2H)-ONE DERIVATIVES

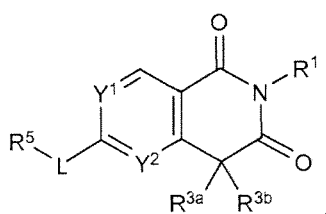
[00224] In one aspect, the invention relates to a 3,4-dihydroisoquinolin-1(2H)-one derivative having a structure:



- 5 wherein R¹ is hydrogen or an organic radical comprising 1 to 12 carbon atoms; wherein each R^{2a} and R^{2b} is independently hydrogen, halogen, hydroxyl, cyano, nitro, thiol, amino, or an organic radical comprising 1 to 6 carbon atoms; and wherein R⁵ is an organic radical comprising 4 to 14 carbon atoms; or a pharmaceutically acceptable salt or N-oxide thereof.

d. ISOQUINOLINE-1,3(2H,4H)-DIONE DERIVATIVE

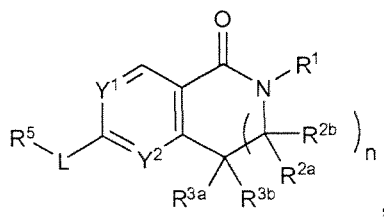
- 10 [00225] In one aspect, the invention relates to an isoquinoline-1,3(2H,4H)-dione derivative having a structure:



- 15 wherein R¹ is hydrogen or an organic radical comprising 1 to 12 carbon atoms; and wherein R⁵ is an organic radical comprising 4 to 14 carbon atoms, with the proviso that R⁵ does not comprise a triphenylamine residue or a benzimidamide residue; or a pharmaceutically acceptable salt or N-oxide thereof.

e. BICYCLIC COMPOUNDS

[00226] In one aspect, the invention relates to a bicyclic compound having a structure:



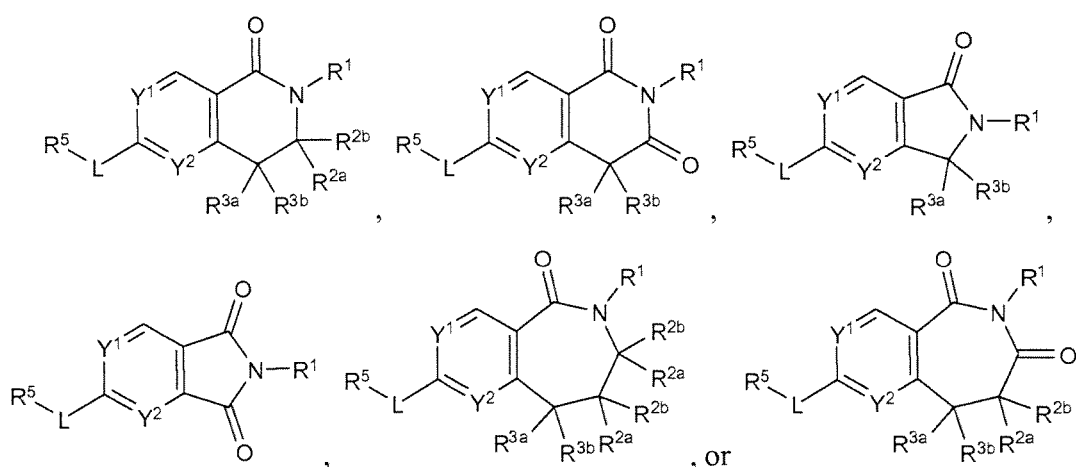
wherein n is 2, 3 or 4; wherein R^1 is hydrogen or an organic radical comprising 1 to 12 carbon atoms; wherein R^{2a} and R^{2b} together comprise =O or =S or each R^{2a} and R^{2b} is independently hydrogen, halogen, hydroxyl, cyano, nitro, thiol, amino, or an organic radical comprising 1 to 6 carbon atoms; and wherein R^5 is an organic radical comprising 4 to 14 carbon atoms, or a pharmaceutically acceptable salt or N-oxide thereof.

f. STRUCTURAL COMPOSITION

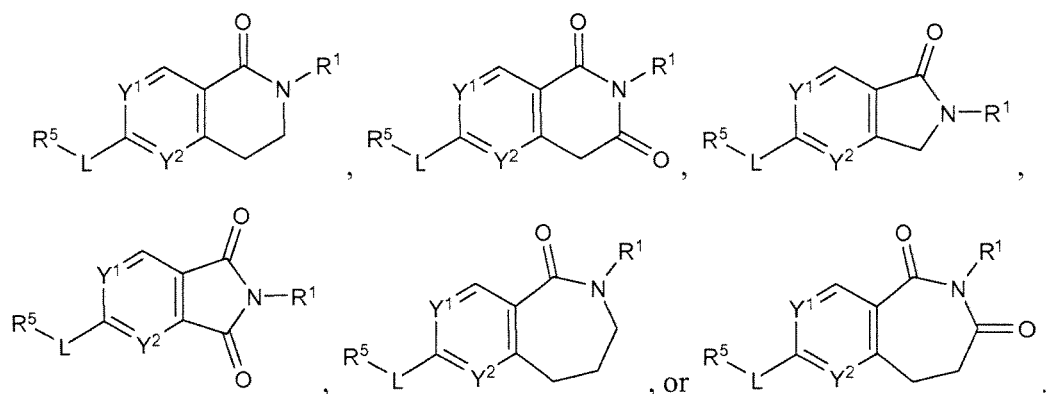
[00227] In one aspect, a compound is provided wherein R^1 is an organic radical comprising 1 to 12 carbon atoms selected from optionally substituted C1-C6 alkyl or C2-C6 alkenyl or C2-C6 alkynyl, optionally substituted C1-C6 heteroalkyl or C2-C6 heteroalkenyl or C2-C6 heteroalkynyl, optionally substituted C3-C8 cycloalkyl or C3-C8 cycloalkenyl or C6-C8 cycloalkynyl, optionally substituted C3-C8 heterocycloalkyl or C3-C8 heterocycloalkenyl or C6-C8 heterocycloalkynyl, optionally substituted aryl, optionally substituted heteroaryl, and $-(CH_2)_m$ -aryl or $-(CH_2)_m$ -heterocycle, wherein m is 1, 2, 3 or 4; wherein R^{2a} and R^{2b} , when present, together comprise =O or =S or each R^{2a} and R^{2b} is independently an organic radical comprising 1 to 6 carbon atoms selected from optionally substituted C1-C6 alkyl or C2-C6 alkenyl or C2-C6 alkynyl, optionally substituted C1-C6 heteroalkyl or C2-C6 heteroalkenyl or C2-C6 heteroalkynyl, optionally substituted C3-C8 cycloalkyl or C3-C8 cycloalkenyl or C6-C8 cycloalkynyl, optionally substituted C3-C8 heterocycloalkyl or C3-C8 heterocycloalkenyl or C6-C8 heterocycloalkynyl, optionally substituted aryl, optionally substituted heteroaryl, optionally substituted alkoxy, optionally substituted thioalkyl, optionally substituted alkylsulfinyl, optionally substituted alkylsulfonyl, optionally substituted amino, thioamido, amidosulfonyl, alkoxycarbonyl, carboxamide, amino-carbonyl, and alkylamine-carbonyl; wherein R^{3a} and R^{3b} together comprise =O or =S or each R^{3a} and R^{3b} is independently an organic radical comprising 1 to 6 carbon atoms selected from optionally substituted C1-C6 alkyl or C2-C6 alkenyl or C2-C6 alkynyl, optionally substituted C1-C6

heteroalkyl or C2-C6 heteroalkenyl or C2-C6 heteroalkynyl, optionally substituted C3-C8 cycloalkyl or C3-C8 cycloalkenyl or C6-C8 cycloalkynyl, optionally substituted C3-C8 heterocycloalkyl or C3-C8 heterocycloalkenyl or C6-C8 heterocycloalkynyl, optionally substituted aryl, optionally substituted heteroaryl, optionally substituted alkoxy, optionally substituted thioalkyl, optionally substituted alkylsulfinyl, optionally substituted alkylsulfonyl, and optionally substituted amino, thioamido, amidosulfonyl, alkoxycarbonyl, carboxamide, amino-carbonyl, and alkylamine-carbonyl; wherein R^4 , when present, is an organic radical comprising 1 to 12 carbon atoms independently selected from optionally substituted C1-C6 alkyl or C2-C6 alkenyl or C2-C6 alkynyl, optionally substituted C1-C6 heteroalkyl or C2-C6 heteroalkenyl or C2-C6 heteroalkynyl, optionally substituted C3-C8 cycloalkyl or C3-C8 cycloalkenyl or C6-C8 cycloalkynyl, optionally substituted C3-C8 heterocycloalkyl or C3-C8 heterocycloalkenyl or C6-C8 heterocycloalkynyl, optionally substituted aryl, optionally substituted heteroaryl, optionally substituted alkoxy, optionally substituted thioalkyl, optionally substituted alkylsulfinyl, optionally substituted alkylsulfonyl, and optionally substituted amino, thioamido, amidosulfonyl, alkoxycarbonyl, carboxamide, amino-carbonyl, and alkylamine-carbonyl; and wherein R^5 is an organic radical comprising 4 to 14 carbon atoms selected from optionally substituted C3-C8 cycloalkyl or C3-C8 cycloalkenyl, optionally substituted C3-C6 heterocycloalkyl or C3-C6 heterocycloalkenyl, optionally substituted aryl, and optionally substituted heteroaryl.

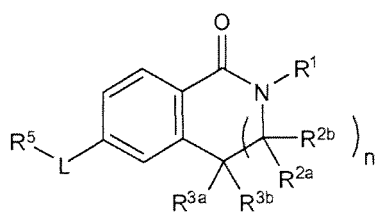
[00228] In a further aspect, the compound has a structure comprising a formula:



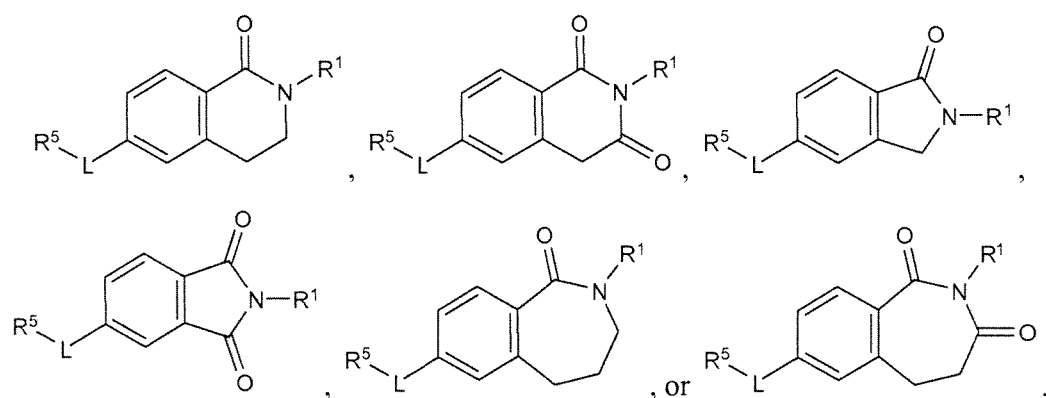
[00229] In a further aspect, the compound has a structure comprising a formula:



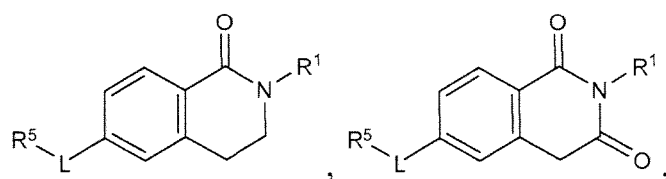
[00230] In a further aspect, the compound has a structure comprising a formula:

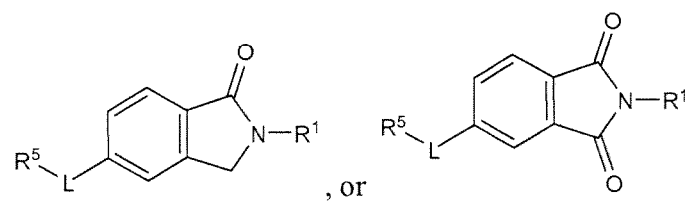


5 [00231] In a further aspect, the compound has a structure comprising a formula:



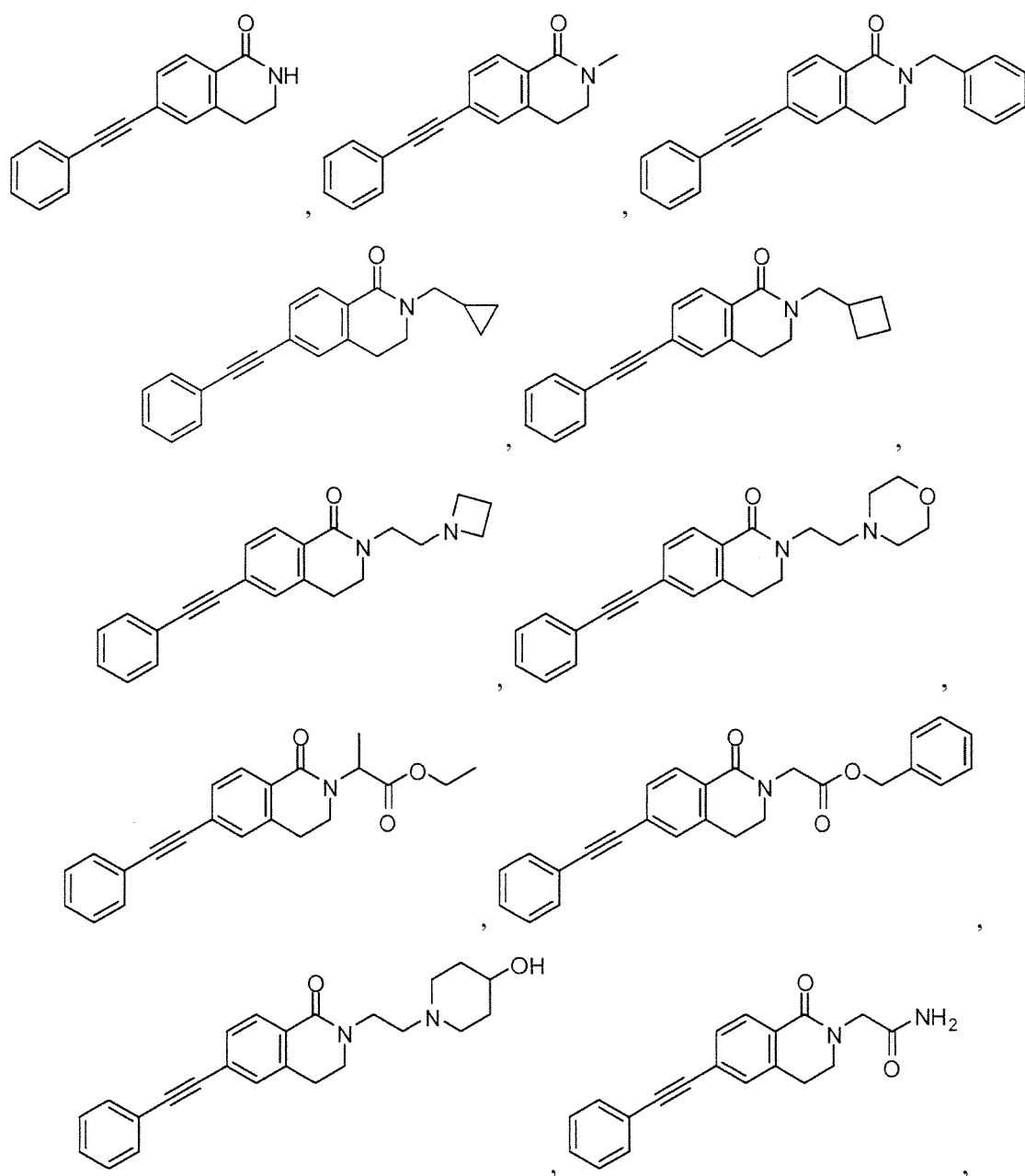
[00232] In a further aspect, the compound has a structure comprising a formula:

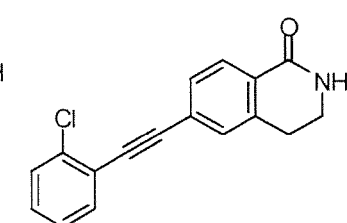
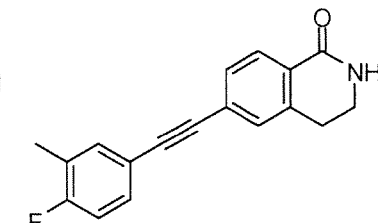
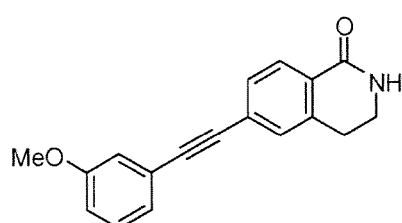
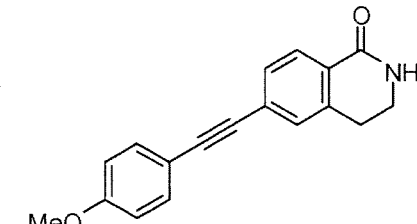
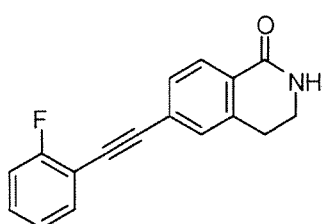
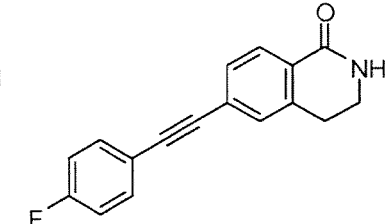
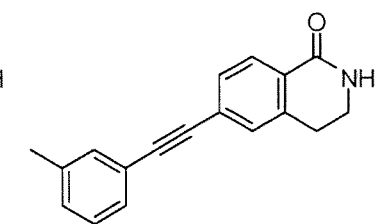
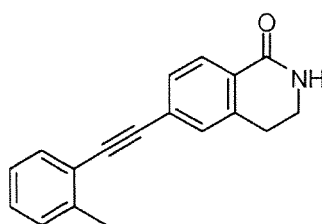
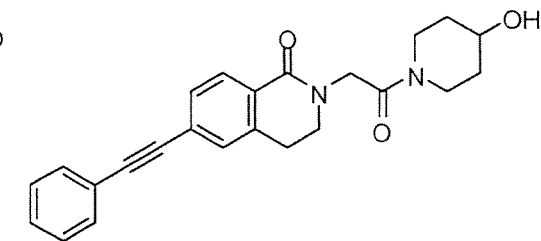
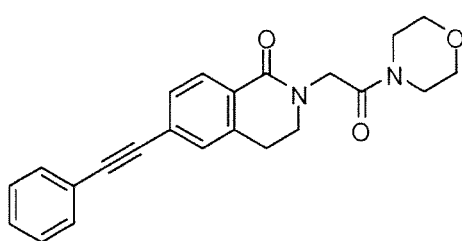
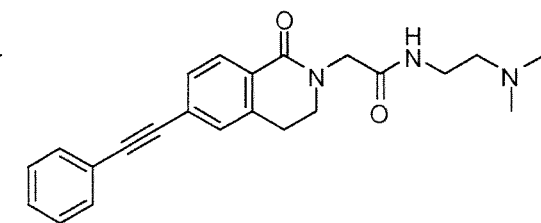
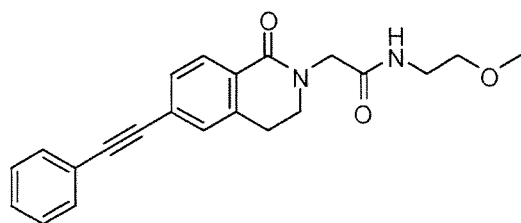
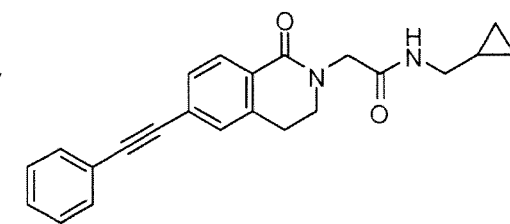
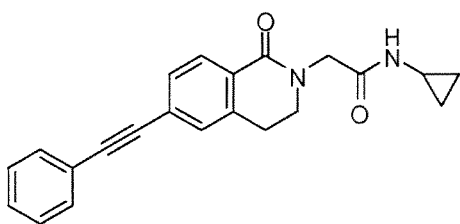




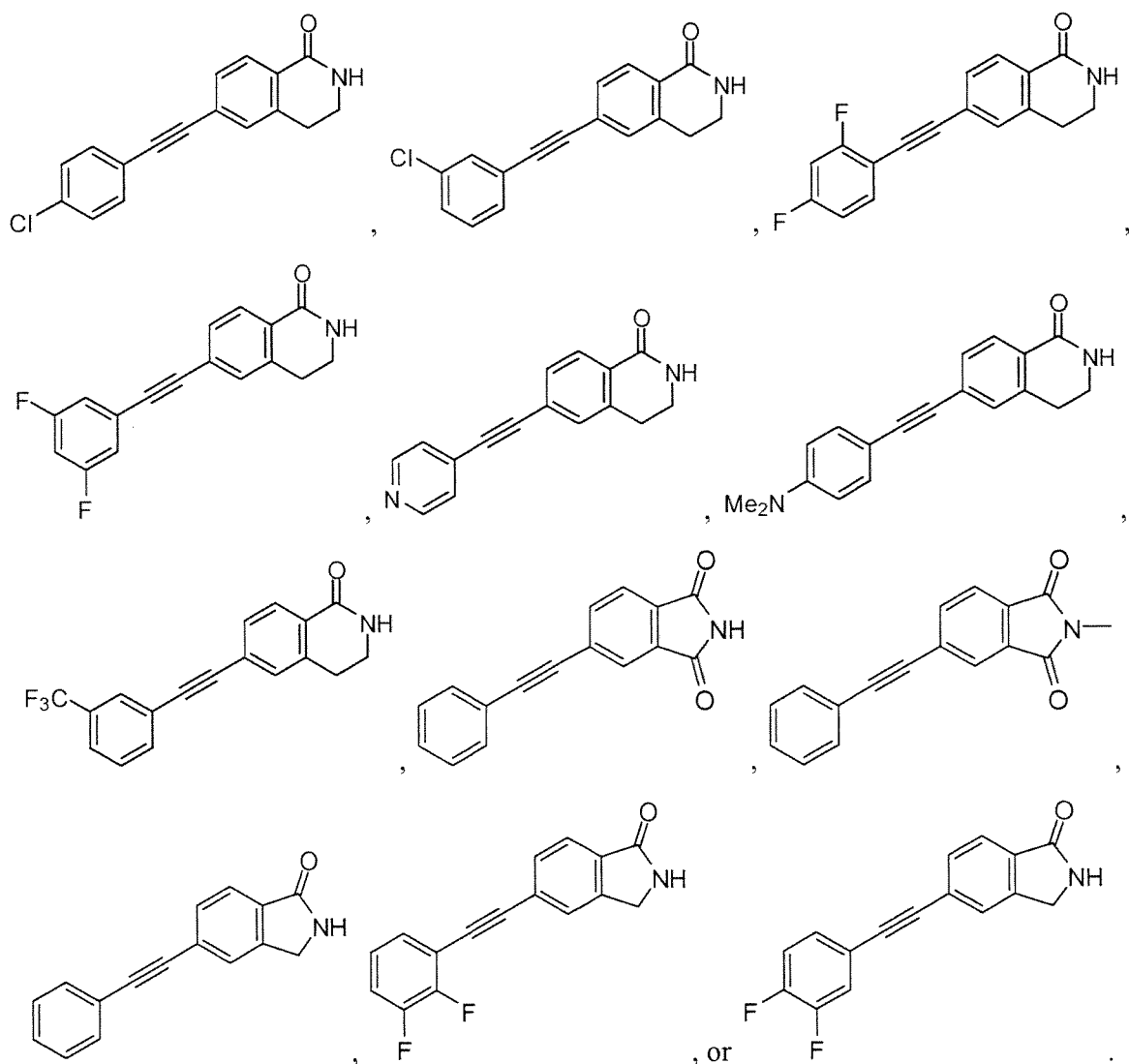
In a yet further aspect, n is 0 or 1.

[00233] In a further aspect, the compound has a structure having a formula:





5



- 5 **[00234]** In one aspect, a compound is provided wherein R^1 is selected from optionally substituted C1-C6 alkyl or C2-C6 alkenyl or C2-C6 alkynyl, optionally substituted C1-C6 heteroalkyl or C2-C6 heteroalkenyl or C2-C6 heteroalkynyl, optionally substituted C3-C8 cycloalkyl or C3-C8 cycloalkenyl or C6-C8 cycloalkynyl, optionally substituted C3-C8 heterocycloalkyl or C3-C8 heterocycloalkenyl or C6-C8 heterocycloalkynyl, optionally substituted aryl, and optionally substituted heteroaryl; and wherein R^1 is mono- or di-
- 10 substituted with substituents selected from hydroxy, oxo, halo, C1-C6 alkyl, $-\text{CF}_3$, $-\text{CHF}_2$, $-\text{CH}_2\text{F}$, C1-C4 alkyl- CF_3 , C1-C4alkyl- CHF_2 , C1-C4alkyl- CH_2F , C1-C6 alkoxy, $-\text{OCF}_3$, $-\text{OCHF}_2$, $-\text{OCH}_2\text{F}$, C1-C4 alkoxy- CF_3 , C1-C4 alkoxy- CHF_2 , C1-C4 alkoxy- CH_2F , -hydroxy-C1-C4 alkyl, $-\text{S}(\text{O})_2-\text{R}^9$, $-\text{C}(\text{O})-\text{C1-C6 alkoxy}$, $-\text{C}(\text{O})-\text{NR}^9\text{R}^{10}$, $-\text{C}(\text{O})-\text{O}-\text{C}(\text{CH}_3)_3$, C3-C6

cycloalkyl, $-\text{NR}^9\text{R}^{10}$, $-\text{NH}-\text{C}(\text{O})-\text{R}^9$, $-\text{NH}-\text{C}(\text{O})-\text{NR}^9\text{R}^{10}$, and $-\text{NH}-\text{S}(\text{O})_2-\text{R}^9$; wherein R^9 is selected from hydrogen, $-\text{CF}_3$, C1-C4 alkyl, C3-C6 cycloalkyl, aryl, and heterocycle; and wherein R^{10} is selected from hydrogen and C1-C4 alkyl.

[00235] In a further aspect, R^1 is a heterocycle selected from optionally substituted C3-C8 heterocycloalkyl or C3-C8 heterocycloalkenyl or C6-C8 heterocycloalkynyl, and optionally substituted heteroaryl.

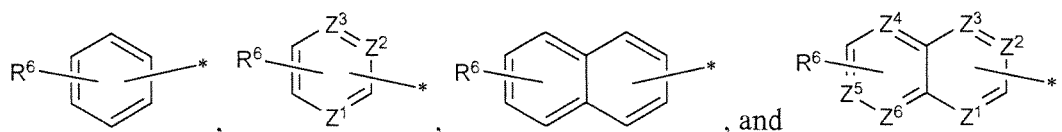
[00236] In a further aspect, a compound is provided wherein R^1 is mono- or di-substituted with substituents selected from hydroxy, oxo, halo, C1-C6 alkyl, $-\text{CF}_3$, $-\text{CHF}_2$, $-\text{CH}_2\text{F}$, C1-C4 alkyl- CF_3 , C1-C4alkyl- CHF_2 , C1-C4alkyl- CH_2F , C1-C6 alkoxy, $-\text{OCF}_3$, $-\text{OCHF}_2$, $-\text{OCH}_2\text{F}$, C1-C4 alkoxy- CF_3 , C1-C4 alkoxy- CHF_2 , C1-C4 alkoxy- CH_2F , -hydroxy-C1-C4 alkyl, $-\text{S}(\text{O})_2-\text{R}^9$, $-\text{C}(\text{O})-\text{C1-C6 alkoxy}$, $-\text{C}(\text{O})-\text{NR}^9\text{R}^{10}$, $-\text{C}(\text{O})-\text{O}-\text{C}(\text{CH}_3)_3$, C3-C6 cycloalkyl, $-\text{NR}^9\text{R}^{10}$, $-\text{NH}-\text{C}(\text{O})-\text{R}^9$, $-\text{NH}-\text{C}(\text{O})-\text{NR}^9\text{R}^{10}$, and $-\text{NH}-\text{S}(\text{O})_2-\text{R}^9$; wherein R^9 is selected from hydrogen, $-\text{CF}_3$, C1-C4 alkyl, C3-C6 cycloalkyl, aryl, and heterocycle; and wherein R^{10} is selected from hydrogen and C1-C4 alkyl.

[00237] In a further aspect, R^1 is selected from residues of pyridine; pyrimidine; furan; thiophene; pyrrole; isoxazole; isothiazole; pyrazole; oxazole; thiazole; imidazole; oxazole; 1,2,3-oxadiazole; 1,2,5-oxadiazole; 1,3,4-oxadiazole; thiadiazole; 1,2,3-thiadiazole; 1,2,5-thiadiazole; 1,3,4-thiadiazole; triazole; 1,2,3-triazole; 1,3,4-triazole; tetrazole; 1,2,3,4-tetrazole; 1,2,4,5-tetrazole; pyridazine; pyrazine; triazine; 1,2,4-triazine; 1,3,5-triazine; tetrazine; 1,2,4,5-tetrazine; pyrrolidine; piperidine; piperazine; morpholine; azetidine; tetrahydropyran; tetrahydrofuran; and dioxane.

[00238] In a further aspect, a compound is provided wherein R^1 is mono- or di-substituted with substituents selected from hydroxy, oxo, halo, C1-C6 alkyl, $-\text{CF}_3$, $-\text{CHF}_2$, $-\text{CH}_2\text{F}$, C1-C4 alkyl- CF_3 , C1-C4alkyl- CHF_2 , C1-C4alkyl- CH_2F , C1-C6 alkoxy, $-\text{OCF}_3$, $-\text{OCHF}_2$, $-\text{OCH}_2\text{F}$, C1-C4 alkoxy- CF_3 , C1-C4 alkoxy- CHF_2 , C1-C4 alkoxy- CH_2F , -hydroxy-C1-C4 alkyl, $-\text{S}(\text{O})_2-\text{R}^9$, $-\text{C}(\text{O})-\text{C1-C6 alkoxy}$, $-\text{C}(\text{O})-\text{NR}^9\text{R}^{10}$, $-\text{C}(\text{O})-\text{O}-\text{C}(\text{CH}_3)_3$, C3-C6 cycloalkyl, $-\text{NR}^9\text{R}^{10}$, $-\text{NH}-\text{C}(\text{O})-\text{R}^9$, $-\text{NH}-\text{C}(\text{O})-\text{NR}^9\text{R}^{10}$, and $-\text{NH}-\text{S}(\text{O})_2-\text{R}^9$; wherein R^9 is selected from hydrogen, $-\text{CF}_3$, C1-C4 alkyl, C3-C6 cycloalkyl, aryl, and heterocycle; and wherein R^{10} is selected from hydrogen and C1-C4 alkyl.

[00239] In a further aspect, R¹ is selected from 2-(4-hydroxypiperidin-1-yl)-2-oxoethyl, 2-(4-hydroxypiperidin-1-yl)ethyl, 2-(azetidin-1-yl), 2-acetamide, 2-morpholino-2-oxoethyl, 2-morpholinoethyl, benzyl, benzyl 2-acetate, cyclobutylmethyl, cyclopropylmethyl, ethyl 2-propanoate, hydrogen, methyl, N-(2-(dimethylamino)ethyl) acetamide, N-2-methoxyethyl acetamide, N-cyclopropyl-2-acetamide, and N-cyclopropylmethyl acetamide.

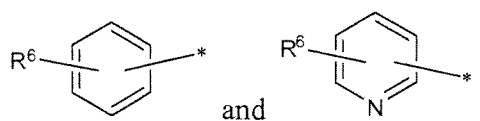
[00240] In a further aspect, a compound is provided wherein R⁵ is selected from:



wherein Z¹, Z², Z³, Z⁴, Z⁵, and Z⁶ are independently selected from C and N; and wherein R⁶ comprises one, two, three, four, five, six, or seven substituents independently selected from hydrogen, halogen, hydroxyl, cyano, nitro, thiol, amino, and an organic radical comprising 1 to 10 carbon atoms selected from optionally substituted C1-C6 alkyl or C2-C6 alkenyl or C2-C6 alkynyl, optionally substituted C1-C6 heteroalkyl or C2-C6 heteroalkenyl or C2-C6 heteroalkynyl, optionally substituted C3-C8 cycloalkyl or C3-C8 cycloalkenyl or C6-C8 cycloalkynyl, optionally substituted C3-C8 heterocycloalkyl or C3-C8 heterocycloalkenyl or C6-C8 heterocycloalkynyl, optionally substituted aryl, optionally substituted heteroaryl, optionally substituted alkoxy, optionally substituted thioalkyl, optionally substituted alkylsulfinyl, optionally substituted alkylsulfonyl, and optionally substituted amino, thioamido, amidosulfonyl, alkoxycarbonyl, carboxamide, amino-carbonyl, and alkylamine-carbonyl.

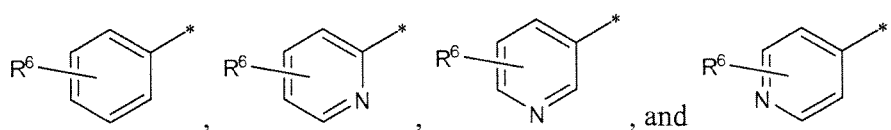
[00241] In a further aspect, R⁶ is selected from chloro, dimethylamino, fluoro, methoxy, methyl, and trifluoromethyl.

[00242] In a further aspect, a compound is provided wherein R⁵ is selected from:

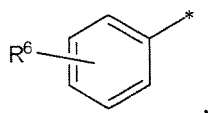


wherein R^6 comprises one, two, three, four, or five substituents independently selected from hydrogen, halogen, hydroxyl, cyano, nitro, thiol, amino, and an organic radical comprising 1 to 8 carbon atoms selected from optionally substituted C1-C6 alkyl or C2-C6 alkenyl or C2-C6 alkynyl, optionally substituted C1-C6 heteroalkyl or C2-C6 heteroalkenyl or C2-C6 heteroalkynyl, optionally substituted C3-C8 cycloalkyl or C3-C8 cycloalkenyl or C6-C8 cycloalkynyl, optionally substituted C3-C8 heterocycloalkyl or C3-C8 heterocycloalkenyl or C6-C8 heterocycloalkynyl, optionally substituted aryl, optionally substituted heteroaryl, optionally substituted alkoxy, optionally substituted thioalkyl, optionally substituted alkylsulfinyl, optionally substituted alkylsulfonyl, and optionally substituted amino, thioamido, amidosulfonyl, alkoxy-carbonyl, carboxamide, amino-carbonyl, and alkylamine-carbonyl.

[00243] In a further aspect, R^5 is selected from:



[00244] In a further aspect, a compound is provided wherein R^5 comprises a structure having a formula:



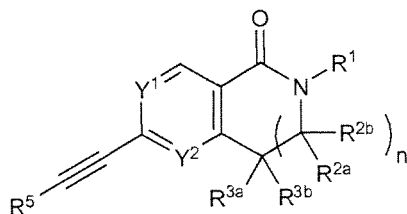
wherein R^6 comprises one or two substituents independently selected from hydrogen, halogen, hydroxyl, cyano, nitro, thiol, amino, and an organic radical comprising 1 to 8 carbon atoms selected from optionally substituted C1-C6 alkyl or C2-C6 alkenyl or C2-C6 alkynyl, optionally substituted C1-C6 heteroalkyl or C2-C6 heteroalkenyl or C2-C6 heteroalkynyl, optionally substituted C3-C8 cycloalkyl or C3-C8 cycloalkenyl or C6-C8 cycloalkynyl, optionally substituted C3-C8 heterocycloalkyl or C3-C8 heterocycloalkenyl or C6-C8 heterocycloalkynyl, optionally substituted aryl, optionally substituted heteroaryl, optionally substituted alkoxy, optionally substituted thioalkyl, optionally substituted alkylsulfinyl,

optionally substituted alkylsulfonyl, and optionally substituted amino, thioamido, amidosulfonyl, alkoxy-carbonyl, carboxamide, amino-carbonyl, and alkylamine-carbonyl.

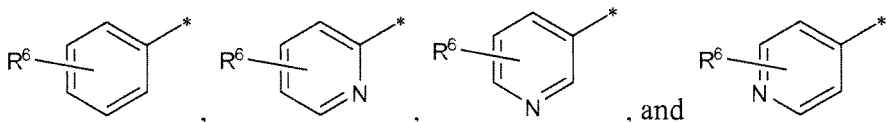
[00245] In certain aspects, the compounds can be alkyne derivatives, alkene derivatives, 1,2,4-oxadiazole derivatives, or amide derivatives. That is, in certain aspects, L can be an alkyne residue, and alkene residue, an 1,2,4-oxadiazole residue, or an amide residue. It is understood that the alkyne, alkene, 1,2,4-oxadiazole, and amide residues can be further substituted. It is also contemplated that any one or more alkyne, alkene, 1,2,4-oxadiazole, or amide residue can be optionally omitted from the invention.

g. ALKYNE DERIVATIVES

[00246] In one aspect, a compound has a structure having a formula:



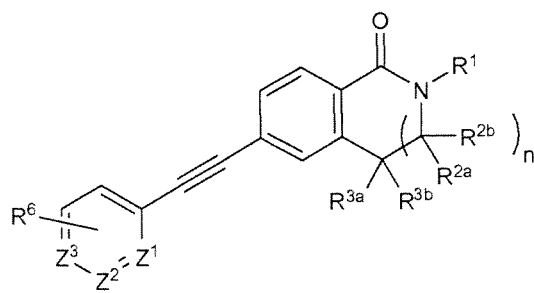
[00247] In a further aspect, a compound is provided wherein R^5 is selected from:



wherein R^6 comprises one, two, three, four, or five substituents independently selected from hydrogen, halogen, hydroxyl, cyano, nitro, thiol, amino, and an organic radical comprising 1 to 10 carbon atoms selected from optionally substituted C1-C6 alkyl or C2-C6 alkenyl or C2-C6 alkynyl, optionally substituted C1-C6 heteroalkyl or C2-C6 heteroalkenyl or C2-C6 heteroalkynyl, optionally substituted C3-C8 cycloalkyl or C3-C8 cycloalkenyl or C6-C8 cycloalkynyl, optionally substituted C3-C8 heterocycloalkyl or C3-C8 heterocycloalkenyl or C6-C8 heterocycloalkynyl, optionally substituted aryl, optionally substituted heteroaryl, optionally substituted alkoxy, optionally substituted thioalkyl, optionally substituted alkylsulfinyl, optionally substituted alkylsulfonyl, and optionally substituted amino,

thioamido, amidosulfonyl, alkoxycarbonyl, carboxamide, amino-carbonyl, and alkylamine-carbonyl.

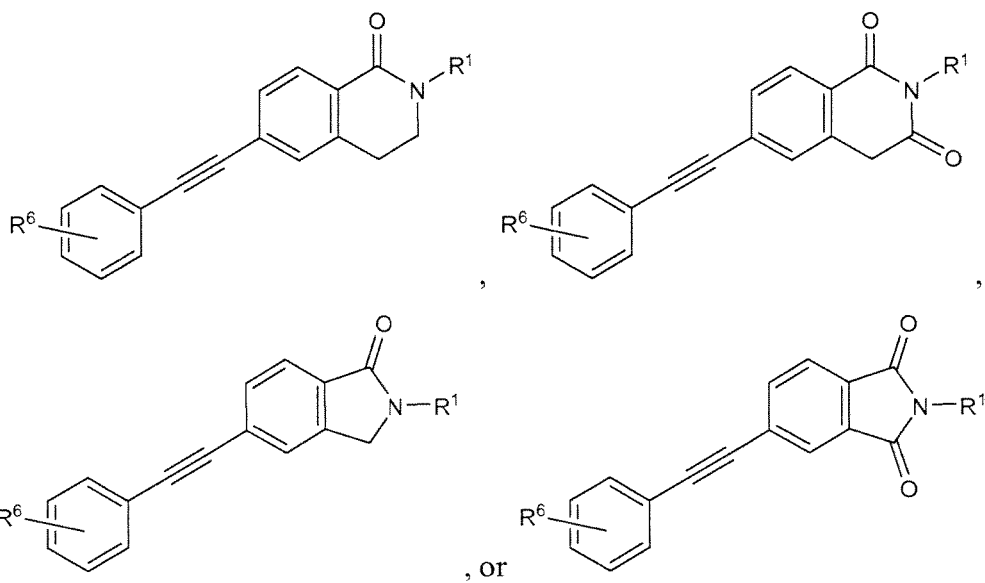
[00248] In a further aspect, a compound is provided as a structure having a formula:



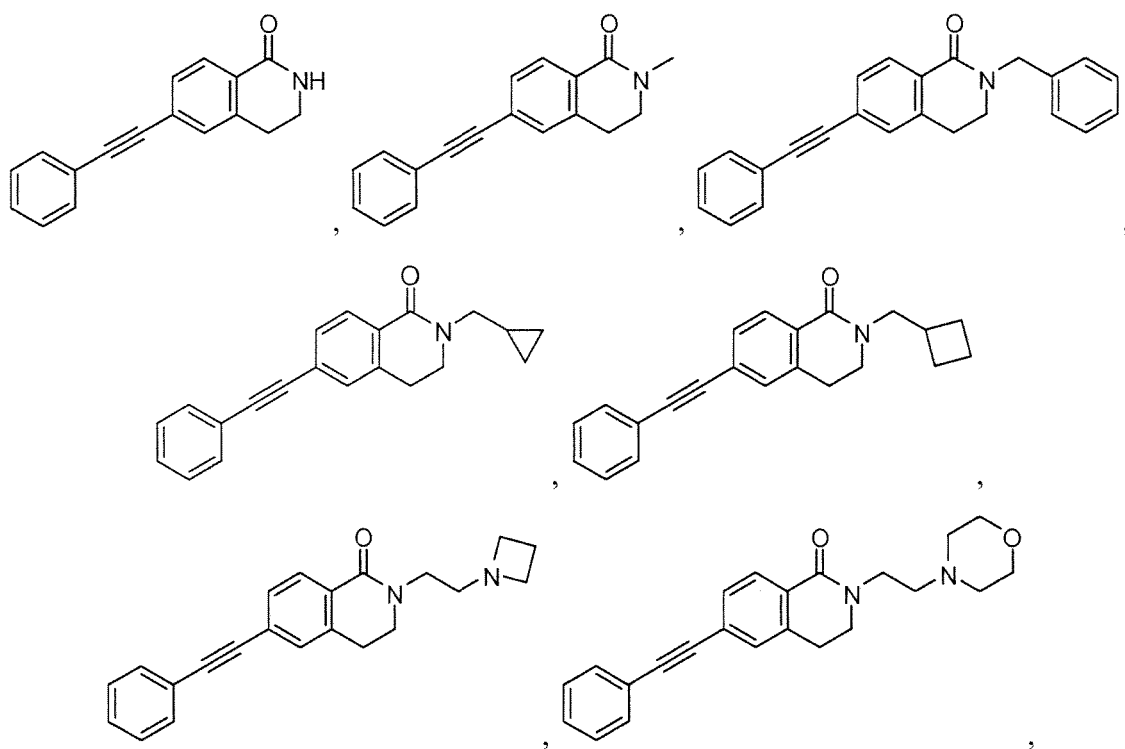
- 5 wherein n is 0 or 1; wherein R¹ is hydrogen or an organic radical comprising 1 to 12 carbon atoms selected from optionally substituted C1-C6 alkyl or C2-C6 alkenyl or C2-C6 alkynyl, optionally substituted C1-C6 heteroalkyl or C2-C6 heteroalkenyl or C2-C6 heteroalkynyl, optionally substituted C3-C8 cycloalkyl or C3-C8 cycloalkenyl or C6-C8 cycloalkynyl, optionally substituted C3-C8 heterocycloalkyl or C3-C8 heterocycloalkenyl or C6-C8
- 10 heterocycloalkynyl, optionally substituted aryl, optionally substituted heteroaryl, and -(CH₂)_m-aryl or -(CH₂)_m-heterocycle, wherein m is 1, 2, 3 or 4; wherein R^{2a} and R^{2b}, when present, together comprise =O or =S or each R^{2a} and R^{2b} is independently selected from hydrogen and an organic radical comprising 1 to 6 carbon atoms selected from optionally substituted C1-C6
- 15 alkyl or C2-C6 alkenyl or C2-C6 alkynyl, optionally substituted C1-C6 heteroalkyl or C2-C6 heteroalkenyl or C2-C6 heteroalkynyl, optionally substituted C3-C8 cycloalkyl or C3-C8 cycloalkenyl or C6-C8 cycloalkynyl, optionally substituted C3-C8 heterocycloalkyl or C3-C8 heterocycloalkenyl or C6-C8 heterocycloalkynyl, optionally substituted aryl, optionally substituted heteroaryl, optionally substituted alkoxy, optionally substituted thioalkyl, optionally substituted alkylsulfinyl, optionally substituted alkylsulfonyl, optionally substituted
- 20 amino, thioamido, amidosulfonyl, alkoxycarbonyl, carboxamide, amino-carbonyl, and alkylamine-carbonyl; wherein R^{3a} and R^{3b} together comprise =O or =S or each R^{3a} and R^{3b} is independently selected from hydrogen and an organic radical comprising 1 to 6 carbon atoms selected from optionally substituted C1-C6 alkyl or C2-C6 alkenyl or C2-C6 alkynyl, optionally substituted C1-C6 heteroalkyl or C2-C6 heteroalkenyl or C2-C6 heteroalkynyl,
- 25 optionally substituted C3-C8 cycloalkyl or C3-C8 cycloalkenyl or C6-C8 cycloalkynyl,

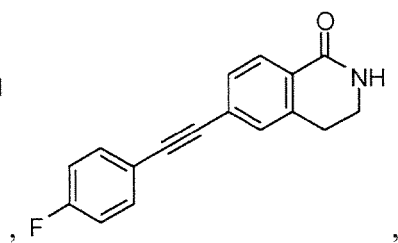
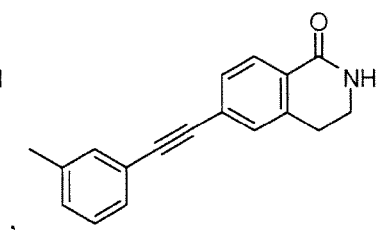
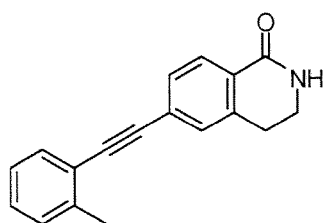
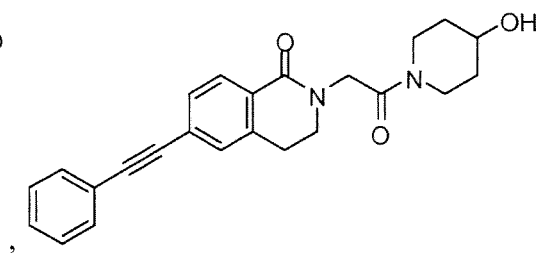
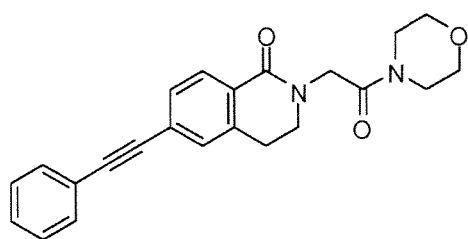
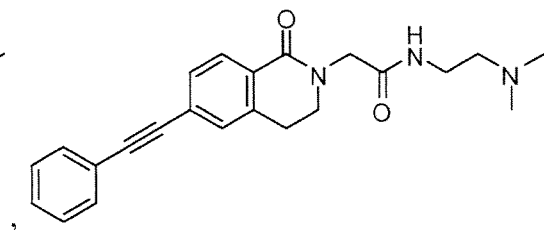
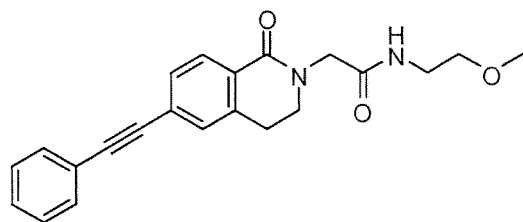
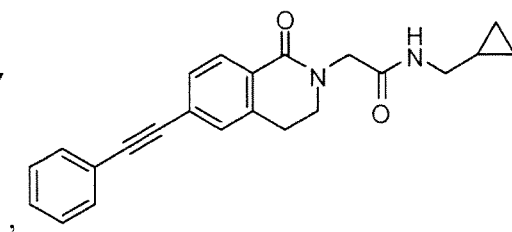
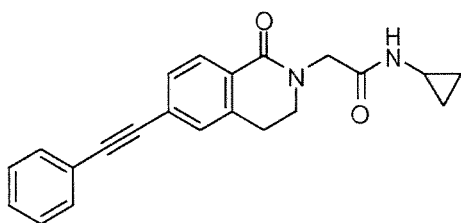
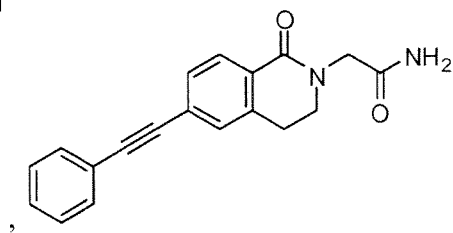
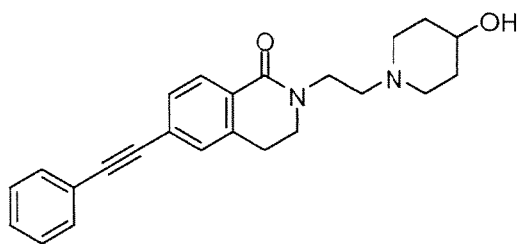
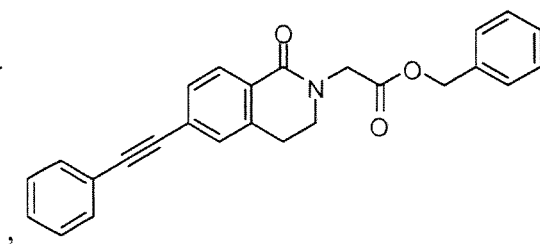
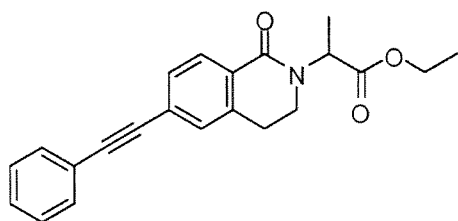
optionally substituted C3-C8 heterocycloalkyl or C3-C8 heterocycloalkenyl or C6-C8 heterocycloalkynyl, optionally substituted aryl, optionally substituted heteroaryl, optionally substituted alkoxyl, optionally substituted thioalkyl, optionally substituted alkylsulfinyl, optionally substituted alkylsulfonyl, and optionally substituted amino, thioamido, amidosulfonyl, alkoxycarbonyl, carboxamide, amino-carbonyl, and alkylamine-carbonyl; wherein R^4 comprises one, two, or three substituents independently selected from hydrogen and an organic radical comprising 1 to 12 carbon atoms selected from optionally substituted C1-C6 alkyl or C2-C6 alkenyl or C2-C6 alkynyl, optionally substituted C1-C6 heteroalkyl or C2-C6 heteroalkenyl or C2-C6 heteroalkynyl, optionally substituted C3-C8 cycloalkyl or C3-C8 cycloalkenyl or C6-C8 cycloalkynyl, optionally substituted C3-C8 heterocycloalkyl or C3-C8 heterocycloalkenyl or C6-C8 heterocycloalkynyl, optionally substituted aryl, optionally substituted heteroaryl, optionally substituted alkoxyl, optionally substituted thioalkyl, optionally substituted alkylsulfinyl, optionally substituted alkylsulfonyl, and optionally substituted amino, thioamido, amidosulfonyl, alkoxycarbonyl, carboxamide, amino-carbonyl, and alkylamine-carbonyl; wherein Z^1 , Z^2 , and Z^3 are independently selected from C and N; and wherein R^6 comprises one or two substituents independently selected from hydrogen, halogen, hydroxyl, cyano, nitro, thiol, amino, and an organic radical comprising 1 to 10 carbon atoms selected from optionally substituted C1-C6 alkyl or C2-C6 alkenyl or C2-C6 alkynyl, optionally substituted C1-C6 heteroalkyl or C2-C6 heteroalkenyl or C2-C6 heteroalkynyl, optionally substituted C3-C8 cycloalkyl or C3-C8 cycloalkenyl or C6-C8 cycloalkynyl, optionally substituted C3-C8 heterocycloalkyl or C3-C8 heterocycloalkenyl or C6-C8 heterocycloalkynyl, optionally substituted aryl, optionally substituted heteroaryl, optionally substituted alkoxyl, optionally substituted thioalkyl, optionally substituted alkylsulfinyl, optionally substituted alkylsulfonyl, and optionally substituted amino, thioamido, amidosulfonyl, alkoxycarbonyl, carboxamide, amino-carbonyl, and alkylamine-carbonyl.

[00249] In a further aspect, a compound comprises a structure having a formula:



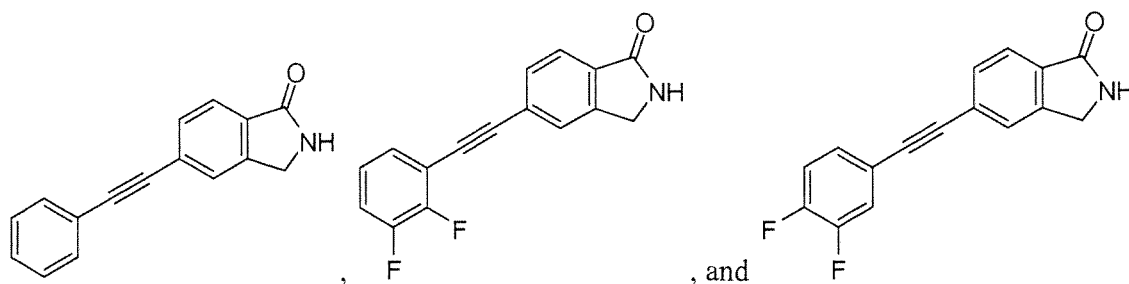
[00250] In a further aspect, a compound is selected from:



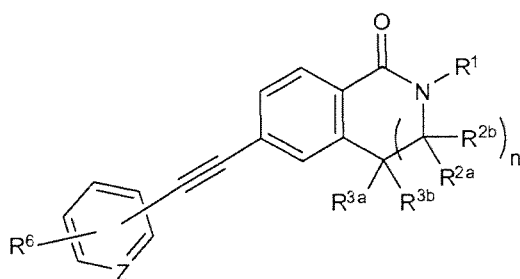


5

[00252] In a further aspect, a compound is selected from:



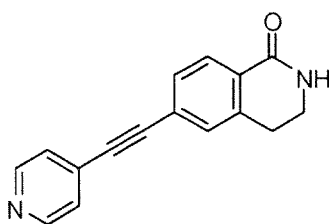
[00253] In a further aspect, a compound comprises a structure having a formula:



- 5 wherein R^1 is selected from hydrogen and an organic radical comprising 1 to 12 carbon atoms selected from optionally substituted C1-C6 alkyl or C2-C6 alkenyl or C2-C6 alkynyl, optionally substituted C1-C6 heteroalkyl or C2-C6 heteroalkenyl or C2-C6 heteroalkynyl, optionally substituted C3-C8 cycloalkyl or C3-C8 cycloalkenyl or C6-C8 cycloalkynyl, optionally substituted C3-C8 heterocycloalkyl or C3-C8 heterocycloalkenyl or C6-C8
- 10 heterocycloalkynyl, optionally substituted aryl, optionally substituted heteroaryl, and $-(CH_2)_m$ -aryl or $-(CH_2)_m$ -heterocycle, wherein m is 1, 2, 3 or 4; wherein n is 0 or 1; wherein if n is 0, then R^{3a} and R^{3b} are hydrogen or together comprise $=O$; wherein if n is 1, then R^{2a} and R^{2b} are hydrogen or together comprise $=O$ and R^{3a} and R^{3b} are hydrogen; wherein Z is selected from C and N; and wherein R^6 comprises one or two substituents independently selected from
- 15 hydrogen, halogen, hydroxyl, cyano, nitro, thiol, amino, and an organic radical comprising 1 to 10 carbon atoms selected from optionally substituted C1-C6 alkyl or C2-C6 alkenyl or C2-C6 alkynyl, optionally substituted C1-C6 heteroalkyl or C2-C6 heteroalkenyl or C2-C6 heteroalkynyl, optionally substituted C3-C8 cycloalkyl or C3-C8 cycloalkenyl or C6-C8 cycloalkynyl, optionally substituted C3-C8 heterocycloalkyl or C3-C8 heterocycloalkenyl or
- 20 C6-C8 heterocycloalkynyl, optionally substituted aryl, optionally substituted heteroaryl,

optionally substituted alkoxyl, optionally substituted thioalkyl, optionally substituted alkylsulfinyl, optionally substituted alkylsulfonyl, and optionally substituted amino, thioamido, amidosulfonyl, alkoxycarbonyl, carboxamide, amino-carbonyl, and alkylamine-carbonyl.

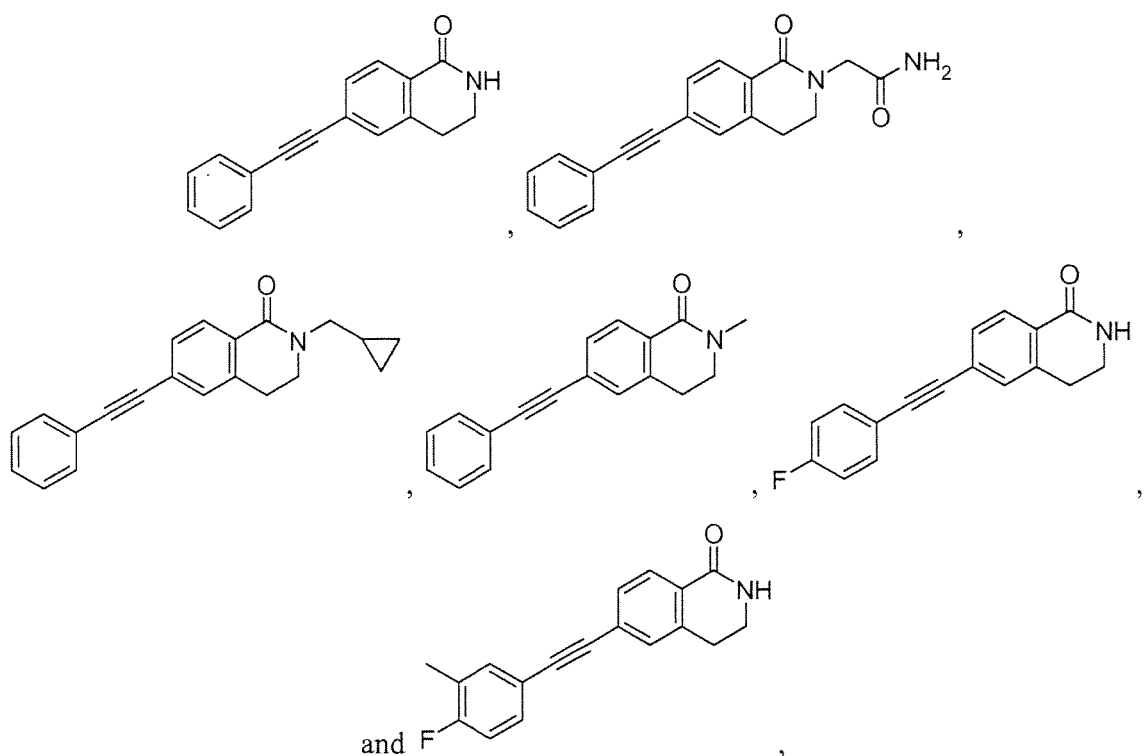
5 **[00254]** In a further aspect, a compound comprises a structure having a formula



[00255] In a further aspect, a compound is provided wherein R^1 is selected from 2-(4-hydroxypiperidin-1-yl)-2-oxoethyl, 2-(4-hydroxypiperidin-1-yl)ethyl, 2-(azetidin-1-yl), 2-acetamide, 2-morpholino-2-oxoethyl, 2-morpholinoethyl, benzyl, benzyl 2-acetate, cyclobutylmethyl, cyclopropylmethyl, ethyl 2-propanoate, hydrogen, methyl, N-(2-(dimethylamino)ethyl acetamide, N-2-methoxyethyl acetamide, N-cyclopropyl-2-acetamide, and N-cyclopropylmethyl acetamide; wherein R^6 comprises one or two substituents selected from chloro, dimethylamino, fluoro, methoxy, methyl, and trifluoromethyl; and wherein Z is C.

10

15 **[00256]** In a further aspect, a compound is selected from:



or a pharmaceutically acceptable salt or N-oxide thereof.

5 [00257] In a further aspect, a compound is selected from:

2-(1-oxo-6-(phenylethynyl)-3,4-dihydroisoquinolin-2(1H)-yl)acetamide,

2-(2-(4-hydroxypiperidin-1-yl)-2-oxoethyl)-6-(phenylethynyl)-3,4-dihydroisoquinolin-1(2H)-one,

2-(2-(4-hydroxypiperidin-1-yl)ethyl)-6-(phenylethynyl)-3,4-dihydroisoquinolin-1(2H)-one,

2-(2-(azetidin-1-yl)ethyl)-6-(phenylethynyl)-3,4-dihydroisoquinolin-1(2H)-one,

2-(2-morpholino-2-oxoethyl)-6-(phenylethynyl)-3,4-dihydroisoquinolin-1(2H)-one,

2-(2-morpholinoethyl)-6-(phenylethynyl)-3,4-dihydroisoquinolin-1(2H)-one,

2-(cyclobutylmethyl)-6-(phenylethynyl)-3,4-dihydroisoquinolin-1(2H)-one,

10

2-(cyclopropylmethyl)-6-(phenylethynyl)-3,4-dihydroisoquinolin-1(2H)-one,
 2-benzyl-6-(phenylethynyl)-3,4-dihydroisoquinolin-1(2H)-one,
 2-methyl-5-(phenylethynyl)isoindoline-1,3-dione,
 2-methyl-6-(phenylethynyl)-3,4-dihydroisoquinolin-1(2H)-one,
 5 5-((2,3-difluorophenyl)ethynyl)isoindolin-1-one,
 5-((3,4-difluorophenyl)ethynyl)isoindolin-1-one,
 5-(phenylethynyl)isoindolin-1-one,
 5-(phenylethynyl)isoindoline-1,3-dione,
 6-((2,4-difluorophenyl)ethynyl)-3,4-dihydroisoquinolin-1(2H)-one,
 10 6-((2-chlorophenyl)ethynyl)-3,4-dihydroisoquinolin-1(2H)-one,
 6-((2-fluorophenyl)ethynyl)-3,4-dihydroisoquinolin-1(2H)-one,
 6-((3-(trifluoromethyl)phenyl)ethynyl)-3,4-dihydroisoquinolin-1(2H)-one,
 6-((3,5-difluorophenyl)ethynyl)-3,4-dihydroisoquinolin-1(2H)-one,
 6-((3-chlorophenyl)ethynyl)-3,4-dihydroisoquinolin-1(2H)-one,
 15 6-((3-methoxyphenyl)ethynyl)-3,4-dihydroisoquinolin-1(2H)-one,
 6-((4-(dimethylamino)phenyl)ethynyl)-3,4-dihydroisoquinolin-1(2H)-one,
 6-((4-chlorophenyl)ethynyl)-3,4-dihydroisoquinolin-1(2H)-one,
 6-((4-fluoro-3-methylphenyl)ethynyl)-3,4-dihydroisoquinolin-1(2H)-one,
 6-((4-fluorophenyl)ethynyl)-3,4-dihydroisoquinolin-1(2H)-one,
 20 6-((4-methoxyphenyl)ethynyl)-3,4-dihydroisoquinolin-1(2H)-one,

6-(m-tolylethynyl)-3,4-dihydroisoquinolin-1(2H)-one,

6-(o-tolylethynyl)-3,4-dihydroisoquinolin-1(2H)-one,

6-(phenylethynyl)-3,4-dihydroisoquinolin-1(2H)-one,

6-(pyridin-4-ylethynyl)-3,4-dihydroisoquinolin-1(2H)-one,

5 benzyl 2-(1-oxo-6-(phenylethynyl)-3,4-dihydroisoquinolin-2(1H)-yl)acetate,

ethyl 2-(1-oxo-6-(phenylethynyl)-3,4-dihydroisoquinolin-2(1H)-yl)propanoate,

N-(2-(dimethylamino)ethyl)-2-(1-oxo-6-(phenylethynyl)-3,4-dihydroisoquinolin-2(1H)-yl)acetamide,

10 N-(2-methoxyethyl)-2-(1-oxo-6-(phenylethynyl)-3,4-dihydroisoquinolin-2(1H)-yl)acetamide,

N-(cyclopropylmethyl)-2-(1-oxo-6-(phenylethynyl)-3,4-dihydroisoquinolin-2(1H)-yl)acetamide, and

N-cyclopropyl-2-(1-oxo-6-(phenylethynyl)-3,4-dihydroisoquinolin-2(1H)-yl)acetamide,

15 or a pharmaceutically acceptable salt or N-oxide thereof.

[00258] In a further aspect, a compound is selected from:

2-(1-oxo-6-(phenylethynyl)-3,4-dihydroisoquinolin-2(1H)-yl)acetamide,

2-(2-(4-hydroxypiperidin-1-yl)-2-oxoethyl)-6-(phenylethynyl)-3,4-dihydroisoquinolin-1(2H)-one,

20 2-(2-(4-hydroxypiperidin-1-yl)ethyl)-6-(phenylethynyl)-3,4-dihydroisoquinolin-1(2H)-one,

2-(2-(azetidin-1-yl)ethyl)-6-(phenylethynyl)-3,4-dihydroisoquinolin-1(2H)-one,

2-(2-morpholino-2-oxoethyl)-6-(phenylethynyl)-3,4-dihydroisoquinolin-1(2H)-one,
 2-(2-morpholinoethyl)-6-(phenylethynyl)-3,4-dihydroisoquinolin-1(2H)-one,
 2-(cyclobutylmethyl)-6-(phenylethynyl)-3,4-dihydroisoquinolin-1(2H)-one,
 2-(cyclopropylmethyl)-6-(phenylethynyl)-3,4-dihydroisoquinolin-1(2H)-one,
 5 2-benzyl-6-(phenylethynyl)-3,4-dihydroisoquinolin-1(2H)-one,
 2-methyl-6-(phenylethynyl)-3,4-dihydroisoquinolin-1(2H)-one,
 6-((2,4-difluorophenyl)ethynyl)-3,4-dihydroisoquinolin-1(2H)-one,
 6-((2-chlorophenyl)ethynyl)-3,4-dihydroisoquinolin-1(2H)-one,
 6-((2-fluorophenyl)ethynyl)-3,4-dihydroisoquinolin-1(2H)-one,
 10 6-((3-(trifluoromethyl)phenyl)ethynyl)-3,4-dihydroisoquinolin-1(2H)-one,
 6-((3,5-difluorophenyl)ethynyl)-3,4-dihydroisoquinolin-1(2H)-one,
 6-((3-chlorophenyl)ethynyl)-3,4-dihydroisoquinolin-1(2H)-one,
 6-((3-methoxyphenyl)ethynyl)-3,4-dihydroisoquinolin-1(2H)-one,
 6-((4-(dimethylamino)phenyl)ethynyl)-3,4-dihydroisoquinolin-1(2H)-one,
 15 6-((4-chlorophenyl)ethynyl)-3,4-dihydroisoquinolin-1(2H)-one,
 6-((4-fluoro-3-methylphenyl)ethynyl)-3,4-dihydroisoquinolin-1(2H)-one,
 6-((4-fluorophenyl)ethynyl)-3,4-dihydroisoquinolin-1(2H)-one,
 6-((4-methoxyphenyl)ethynyl)-3,4-dihydroisoquinolin-1(2H)-one,
 6-(m-tolyethynyl)-3,4-dihydroisoquinolin-1(2H)-one,
 20 6-(o-tolyethynyl)-3,4-dihydroisoquinolin-1(2H)-one,

6-(phenylethynyl)-3,4-dihydroisoquinolin-1(2H)-one,
 benzyl 2-(1-oxo-6-(phenylethynyl)-3,4-dihydroisoquinolin-2(1H)-yl)acetate,
 ethyl 2-(1-oxo-6-(phenylethynyl)-3,4-dihydroisoquinolin-2(1H)-yl)propanoate,
 N-(2-(dimethylamino)ethyl)-2-(1-oxo-6-(phenylethynyl)-3,4-dihydroisoquinolin-
 2(1H)-yl)acetamide,
 N-(2-methoxyethyl)-2-(1-oxo-6-(phenylethynyl)-3,4-dihydroisoquinolin-2(1H)-
 yl)acetamide,
 N-(cyclopropylmethyl)-2-(1-oxo-6-(phenylethynyl)-3,4-dihydroisoquinolin-2(1H)-
 yl)acetamide, and
 N-cyclopropyl-2-(1-oxo-6-(phenylethynyl)-3,4-dihydroisoquinolin-2(1H)-
 yl)acetamide.

[00259] In a further aspect, a compound is selected from:

6-(phenylethynyl)-3,4-dihydroisoquinolin-1(2H)-one,
 2-(1-oxo-6-(phenylethynyl)-3,4-dihydroisoquinolin-2(1H)-yl)acetamide,
 2-(cyclopropylmethyl)-6-(phenylethynyl)-3,4-dihydroisoquinolin-1(2H)-one,
 2-methyl-6-(phenylethynyl)-3,4-dihydroisoquinolin-1(2H)-one,
 6-((4-fluorophenyl)ethynyl)-3,4-dihydroisoquinolin-1(2H)-one, and
 6-((4-fluoro-3-methylphenyl)ethynyl)-3,4-dihydroisoquinolin-1(2H)-one.

[00260] In a further aspect, a compound is selected from:

5-(phenylethynyl)isoindoline-1,3-dione and
 2-methyl-5-(phenylethynyl)isoindoline-1,3-dione.

[00261] In a further aspect, a compound is selected from:

5-(phenylethynyl)isoindolin-1-one,

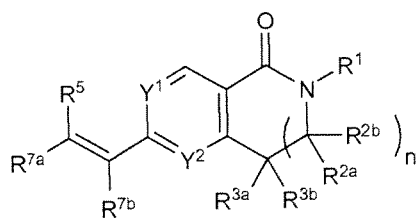
5-((2,3-difluorophenyl)ethynyl)isoindolin-1-one, and

5-((3,4-difluorophenyl)ethynyl)isoindolin-1-one.

5 [00262] In a further aspect, a compound is present as 6-(pyridin-4-ylethynyl)-3,4-dihydroisoquinolin-1(2H)-one.

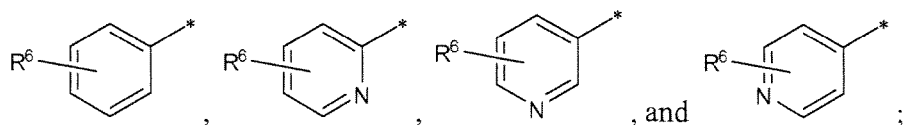
h. ALKENE DERIVATIVES

[00263] In one aspect, a compound has a structure having a formula:



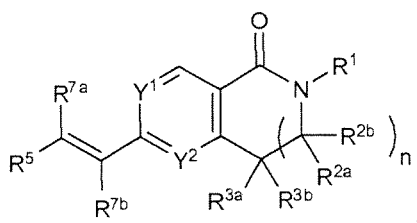
10 wherein R^{7a} and R^{7b} together form an optionally substituted carbocyclic or heterocyclic ring having from two to five carbons or are independently selected from hydrogen, halogen, hydroxyl, cyano, nitro, thiol, amino, and an organic radical comprising 1 to 5 carbon atoms selected from optionally substituted C1-C6 alkyl or C2-C6 alkenyl or C2-C6 alkynyl, optionally substituted C1-C6 heteroalkyl or C2-C6 heteroalkenyl or C2-C6 heteroalkynyl, 15 optionally substituted C3-C8 cycloalkyl or C3-C8 cycloalkenyl or C6-C8 cycloalkynyl, optionally substituted C3-C8 heterocycloalkyl or C3-C8 heterocycloalkenyl or C6-C8 heterocycloalkynyl, optionally substituted aryl, optionally substituted heteroaryl, optionally substituted alkoxy, optionally substituted thioalkyl, optionally substituted alkylsulfinyl, optionally substituted alkylsulfonyl, and optionally substituted amino, thioamido, 20 amidosulfonyl, alkoxy-carbonyl, carboxamide, amino-carbonyl, and alkylamine-carbonyl.

[00264] In a further aspect, a compound is provided wherein R^5 is selected from:



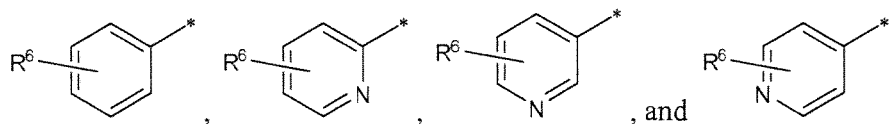
wherein R^6 comprises one, two, three, four, or five substituents independently selected from hydrogen, halogen, hydroxyl, cyano, nitro, thiol, amino, and an organic radical comprising 1 to 10 carbon atoms selected from optionally substituted C1-C6 alkyl or C2-C6 alkenyl or C2-C6 alkynyl, optionally substituted C1-C6 heteroalkyl or C2-C6 heteroalkenyl or C2-C6 heteroalkynyl, optionally substituted C3-C8 cycloalkyl or C3-C8 cycloalkenyl or C6-C8 cycloalkynyl, optionally substituted C3-C8 heterocycloalkyl or C3-C8 heterocycloalkenyl or C6-C8 heterocycloalkynyl, optionally substituted aryl, optionally substituted heteroaryl, optionally substituted alkoxy, optionally substituted thioalkyl, optionally substituted alkylsulfinyl, optionally substituted alkylsulfonyl, and optionally substituted amino, thioamido, amidosulfonyl, alkoxycarbonyl, carboxamide, amino-carbonyl, and alkylamine-carbonyl.

[00265] In a further aspect, a compound is comprises a structure having a formula:



wherein R^{7a} and R^{7b} are independently selected from hydrogen, halogen, hydroxyl, cyano, nitro, thiol, amino, and an organic radical comprising 1 to 5 carbon atoms selected from optionally substituted C1-C6 alkyl or C2-C6 alkenyl or C2-C6 alkynyl, optionally substituted C1-C6 heteroalkyl or C2-C6 heteroalkenyl or C2-C6 heteroalkynyl, optionally substituted C3-C8 cycloalkyl or C3-C8 cycloalkenyl or C6-C8 cycloalkynyl, optionally substituted C3-C8 heterocycloalkyl or C3-C8 heterocycloalkenyl or C6-C8 heterocycloalkynyl, optionally substituted aryl, optionally substituted heteroaryl, optionally substituted alkoxy, optionally substituted thioalkyl, optionally substituted alkylsulfinyl, optionally substituted alkylsulfonyl, and optionally substituted amino, thioamido, amidosulfonyl, alkoxycarbonyl, carboxamide, amino-carbonyl, and alkylamine-carbonyl.

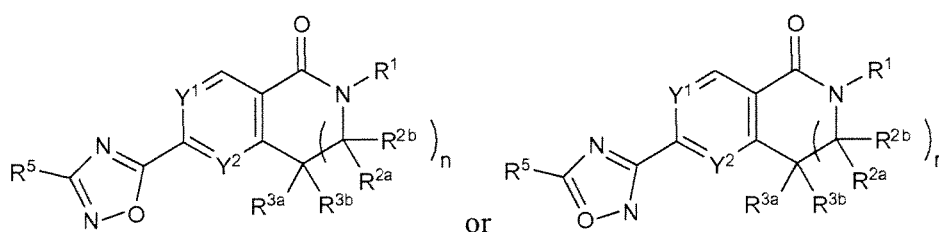
[00266] In a further aspect, a compound is selected from:



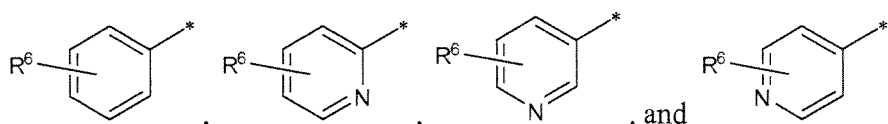
wherein R^6 comprises one, two, three, four, or five substituents independently selected from hydrogen, halogen, hydroxyl, cyano, nitro, thiol, amino, and an organic radical comprising 1 to 10 carbon atoms selected from optionally substituted C1-C6 alkyl or C2-C6 alkenyl or C2-C6 alkynyl, optionally substituted C1-C6 heteroalkyl or C2-C6 heteroalkenyl or C2-C6 heteroalkynyl, optionally substituted C3-C8 cycloalkyl or C3-C8 cycloalkenyl or C6-C8 cycloalkynyl, optionally substituted C3-C8 heterocycloalkyl or C3-C8 heterocycloalkenyl or C6-C8 heterocycloalkynyl, optionally substituted aryl, optionally substituted heteroaryl, optionally substituted alkoxyl, optionally substituted thioalkyl, optionally substituted alkylsulfinyl, optionally substituted alkylsulfonyl, and optionally substituted amino, thioamido, amidosulfonyl, alkoxycarbonyl, carboxamide, amino-carbonyl, and alkylamine-carbonyl.

i. 1,2,4-OXADIAZOLE DERIVATIVES

[00267] In one aspect, a compound has a structure having a formula:



[00268] In a further aspect, a compound is provided wherein R^5 is selected from:

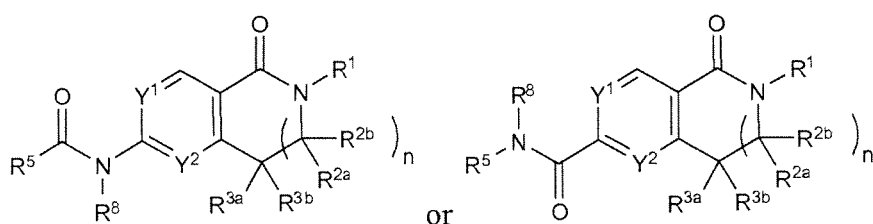


wherein R^6 comprises one, two, three, four, or five substituents independently selected from hydrogen, halogen, hydroxyl, cyano, nitro, thiol, amino, and an organic radical comprising 1

to 10 carbon atoms selected from optionally substituted C1-C6 alkyl or C2-C6 alkenyl or C2-C6 alkynyl, optionally substituted C1-C6 heteroalkyl or C2-C6 heteroalkenyl or C2-C6 heteroalkynyl, optionally substituted C3-C8 cycloalkyl or C3-C8 cycloalkenyl or C6-C8 cycloalkynyl, optionally substituted C3-C8 heterocycloalkyl or C3-C8 heterocycloalkenyl or C6-C8 heterocycloalkynyl, optionally substituted aryl, optionally substituted heteroaryl, optionally substituted alkoxy, optionally substituted thioalkyl, optionally substituted alkylsulfinyl, optionally substituted alkylsulfonyl, and optionally substituted amino, thioamido, amidosulfonyl, alkoxycarbonyl, carboxamide, amino-carbonyl, and alkylamine-carbonyl.

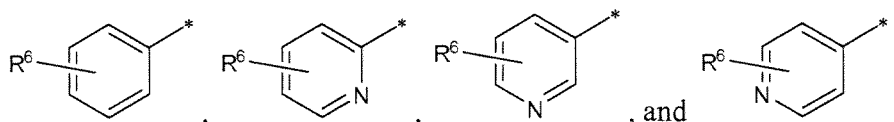
j. AMIDE DERIVATIVES

[00269] In one aspect, a compound has a structure having a formula:



wherein R^8 is selected from hydrogen and an organic radical comprising 1 to 6 carbon atoms selected from optionally substituted C1-C6 alkyl or C2-C6 alkenyl or C2-C6 alkynyl, optionally substituted C1-C6 heteroalkyl or C2-C6 heteroalkenyl or C2-C6 heteroalkynyl, optionally substituted C3-C8 cycloalkyl or C3-C8 cycloalkenyl or C6-C8 cycloalkynyl, optionally substituted C3-C8 heterocycloalkyl or C3-C8 heterocycloalkenyl or C6-C8 heterocycloalkynyl, optionally substituted aryl, and optionally substituted heteroaryl.

[00270] In a further aspect, a compound is provided wherein R^5 is selected from:



wherein R^6 comprises one, two, three, four, or five substituents independently selected from hydrogen, halogen, hydroxyl, cyano, nitro, thiol, amino, and an organic radical comprising 1

to 10 carbon atoms selected from optionally substituted C1-C6 alkyl or C2-C6 alkenyl or C2-C6 alkynyl, optionally substituted C1-C6 heteroalkyl or C2-C6 heteroalkenyl or C2-C6 heteroalkynyl, optionally substituted C3-C8 cycloalkyl or C3-C8 cycloalkenyl or C6-C8 cycloalkynyl, optionally substituted C3-C8 heterocycloalkyl or C3-C8 heterocycloalkenyl or C6-C8 heterocycloalkynyl, optionally substituted aryl, optionally substituted heteroaryl, optionally substituted alkoxyl, optionally substituted thioalkyl, optionally substituted alkylsulfinyl, optionally substituted alkylsulfonyl, and optionally substituted amino, thioamido, amidosulfonyl, alkoxycarbonyl, carboxamide, amino-carbonyl, and alkylamine-carbonyl.

k. POTENTIATION OF mGluR5 RESPONSE

[00271] In one aspect the compound exhibits potentiation of mGluR5 response to glutamate as an increase in response to non-maximal concentrations of glutamate in human embryonic kidney cells transfected with rat mGluR5 in the presence of the compound, compared to the response to glutamate in the absence of the compound, compared to the response to glutamate in the absence of the compound, having an EC₅₀ of less than about 1.0×10⁻⁶, for example, less than about 5.0×10⁻⁷, less than about 1.0×10⁻⁷, less than about 5.0×10⁻⁸, or less than about 1.0×10⁻⁸.

D. METABOTROPIC GLUTAMATE RECEPTOR ACTIVITY

[00272] The utility of the compounds in accordance with the present invention as potentiators of metabotropic glutamate receptor activity, in particular mGluR5 activity, can be demonstrated by methodology known in the art. Human embryonic kidney (HEK) cells transfected with rat mGluR5 were plated in clear bottom assay plates for assay in a Functional Drug Screening System (FDSS). The cells were loaded with a Ca²⁺-sensitive fluorescent dye (*e.g.*, Fluo-4), and the plates were washed and placed in the FDSS instrument. After establishment of a fluorescence baseline for twelve seconds, the compounds of the present invention were added to the cells, and the response in cells was measured. Five minutes later, an mGluR5 agonist (*e.g.*, glutamate, 3,5-dihydroxyphenylglycine, or quisqualate) was added to the cells, and the response of the cells was measured. Potentiation of the agonist response of mGluR5 by the compounds in the present invention was observed as an increase

in response to non-maximal concentrations of agonist (here, glutamate) in the presence of compound compared to the response to agonist in the absence of compound.

[00273] The above described assay operated in two modes. In the first mode, a range of concentrations of the present compounds were added to cells, followed by a single fixed concentration of agonist. If a compound acted as a potentiator, an EC₅₀ value for potentiation and a maximum extent of potentiation by the compound at this concentration of agonist was determined by non-linear curve fitting. In the second mode, several fixed concentrations of the present compounds were added to various wells on a plate, followed by a range of concentrations of agonist for each concentration of present compound; the EC₅₀ values for the agonist at each concentration of compound were determined by non-linear curve fitting. A decrease in the EC₅₀ value of the agonist with increasing concentrations of the present compounds (a leftward shift of the agonist concentration-response curve) is an indication of the degree of mGluR5 potentiation at a given concentration of the present compound. An increase in the EC₅₀ value of the agonist with increasing concentrations of the present compounds (a rightward shift of the agonist concentration-response curve) is an indication of the degree of mGluR5 antagonism at a given concentration of the present compound. The second mode also indicates whether the present compounds also affect the maximum response to mGluR5 to agonists.

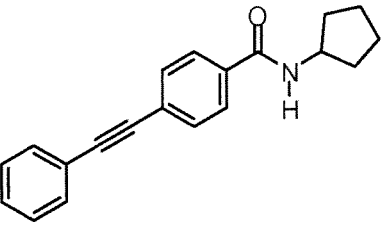
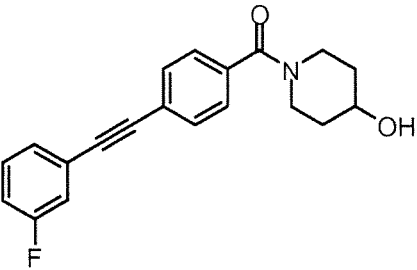
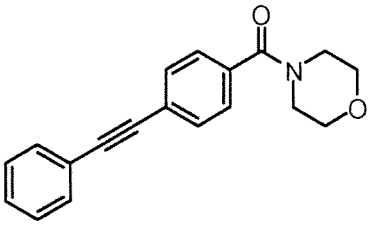
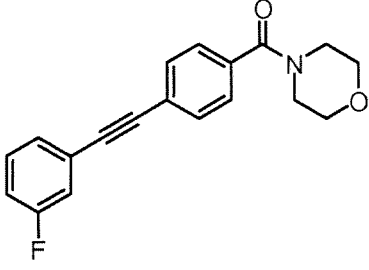
[00274] In particular, the disclosed compounds had activity in potentiating the mGluR5 receptor in the aforementioned assays, generally with an EC₅₀ for potentiation of less than about 10 μ M. In a further aspect, certain compounds had activity in potentiating the mGluR5 receptor with an EC₅₀ for potentiation of less than about 500 nM. Preferred compounds further caused a leftward shift of the agonist EC₅₀ by greater than 3-fold. These compounds did not cause mGluR5 to respond in the absence of agonist, and they did not elicit a significant increase in the maximal response of mGluR5 to agonists. These compounds are positive allosteric modulators (potentiators) of human and rat mGluR5 and were selective for mGluR5 compared to the other seven subtypes of metabotropic glutamate receptors.

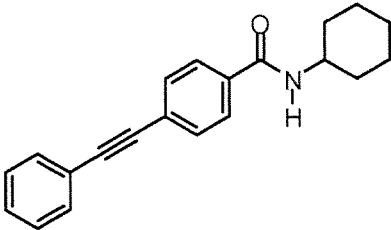
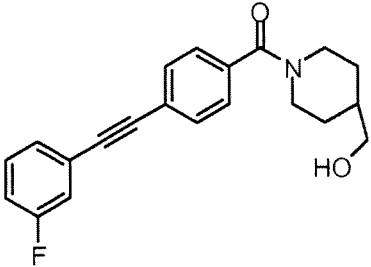
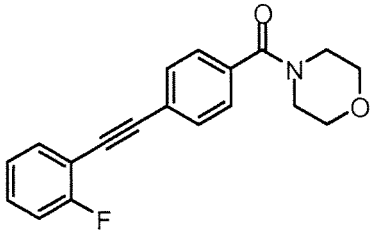
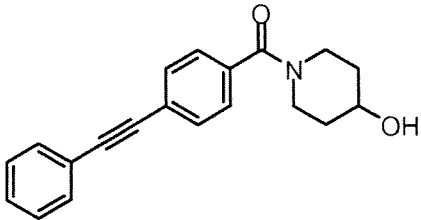
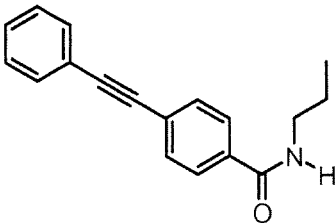
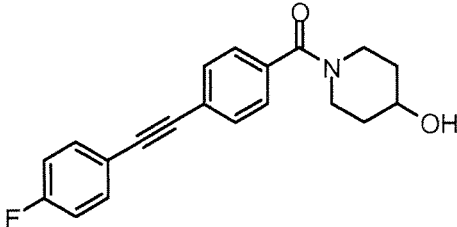
[00275] In certain aspects, compounds also showed in vivo efficacy in a number of preclinical rat behavioral model where known, clinically useful antipsychotics display similar

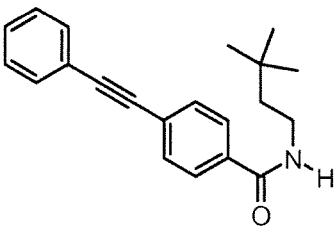
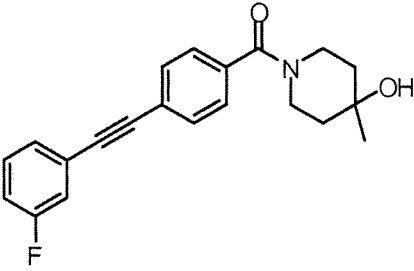
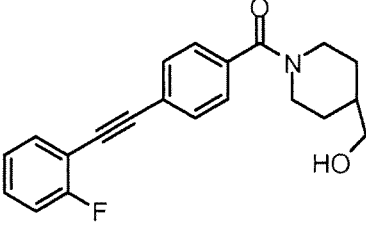
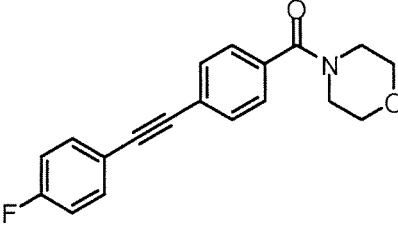
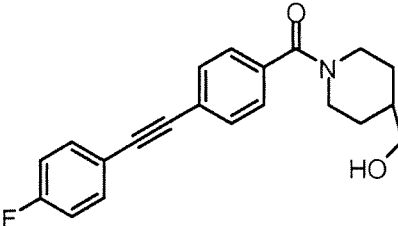
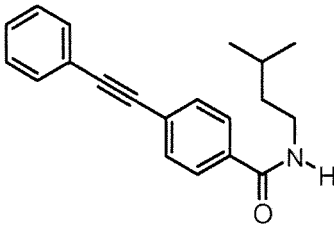
positive responses. For example, compounds of the present invention reverse amphetamine-induced hyperlocomotion in male Sprague-Dawley rats at doses ranging from 1 to 100 mg/kg i.p. With respect to the disclosed compounds, EC₅₀ for potentiating the mGluR5 receptor are listed in Table 1 below:

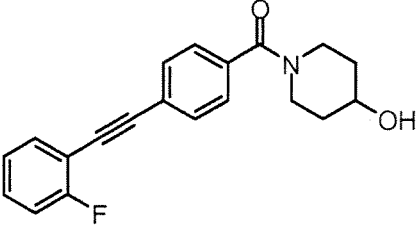
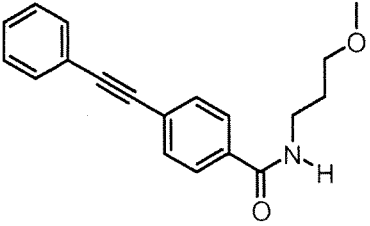
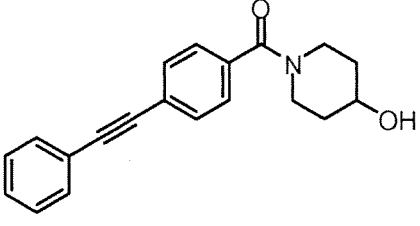
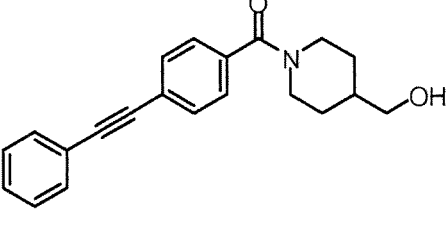
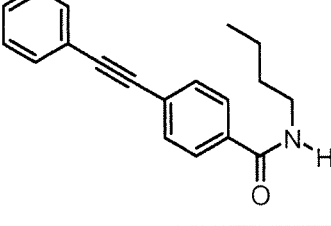
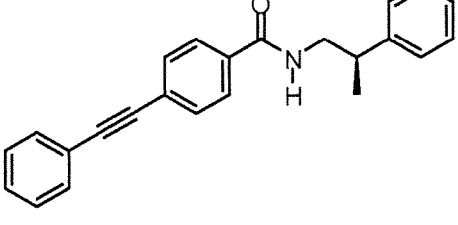
5

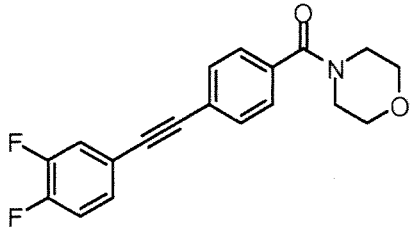
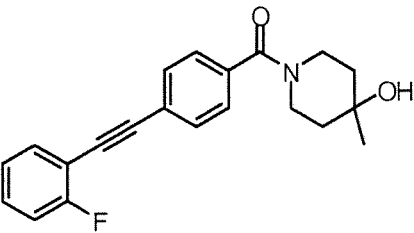
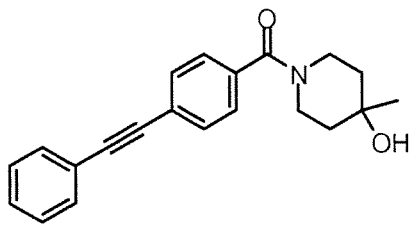
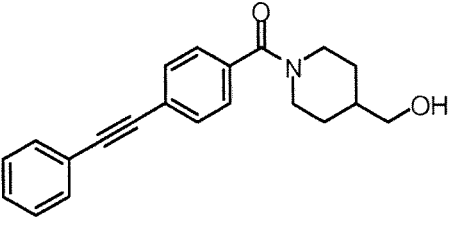
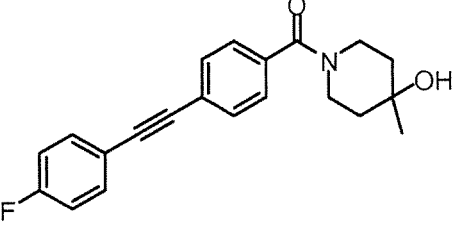
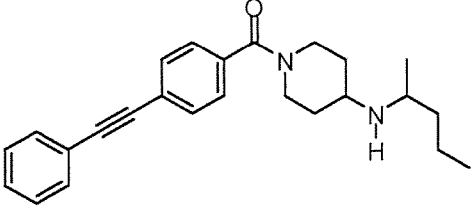
Table 1

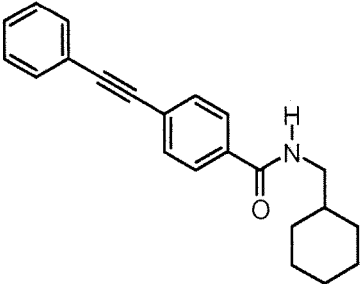
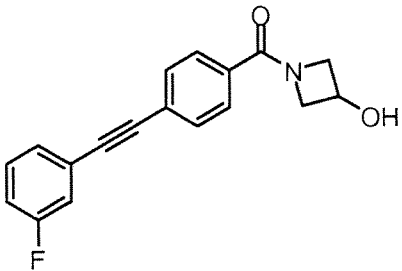
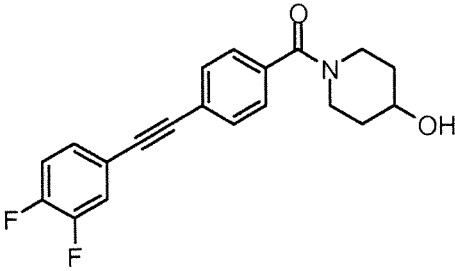
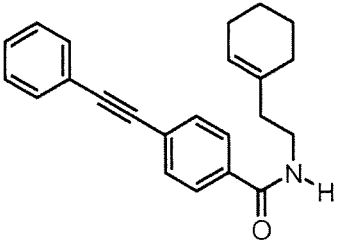
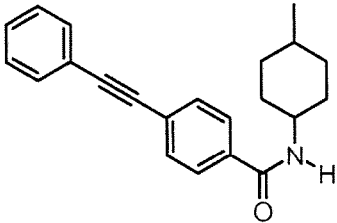
mGluR5 Potentiator	EC ₅₀	Nomenclature
	2.78E-09	N-cyclopentyl-4-(phenylethynyl)benzamide
	3.25E-09	(4-((3-fluorophenyl)ethynyl)phenyl)(4-hydroxypiperidin-1-yl)methanone
	5.28E-09	morpholino(4-(phenylethynyl)phenyl)methanone
	5.32E-09	(4-((3-fluorophenyl)ethynyl)phenyl)(morpholino)methanone

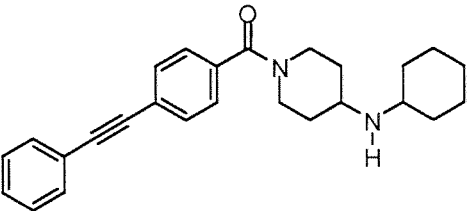
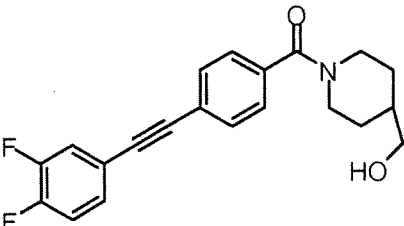
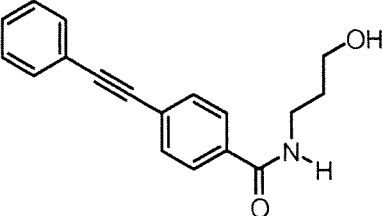
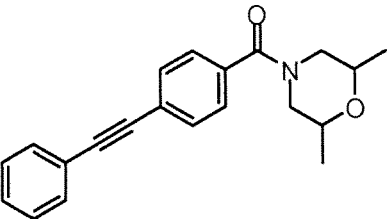
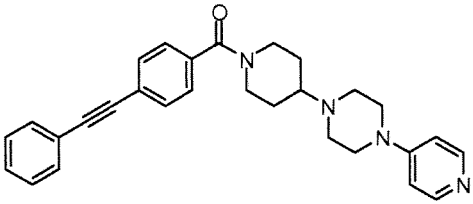
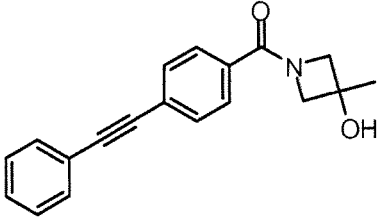
	6.22E-09	N-cyclohexyl-4-(phenylethynyl)benzamide
	1.19E-08	(4-((3-fluorophenyl)ethynyl)phenyl)(4-(hydroxymethyl)piperidin-1-yl)methanone
	1.20E-08	(4-((2-fluorophenyl)ethynyl)phenyl)(morpholino)methanone
	1.43E-08	(4-hydroxypiperidin-1-yl)(4-(phenylethynyl)phenyl)methanone
	1.47E-08	4-(phenylethynyl)-N-propylbenzamide
	1.52E-08	(4-((4-fluorophenyl)ethynyl)phenyl)(4-hydroxypiperidin-1-yl)methanone

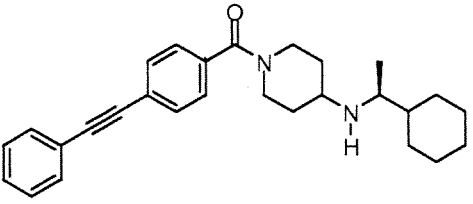
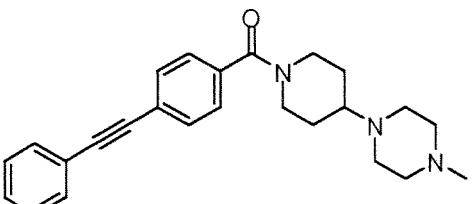
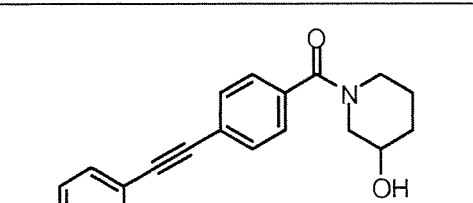
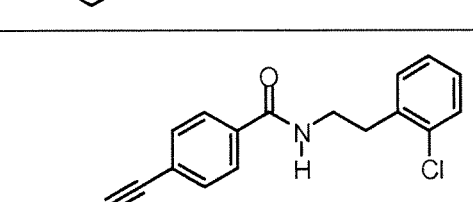
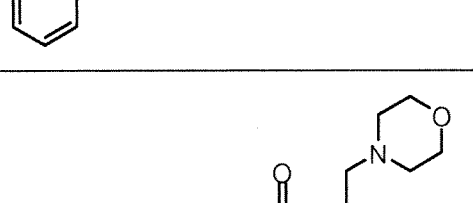
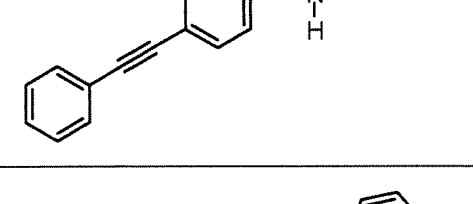
	1.94E-08	N-(3,3-dimethylbutyl)-4-(phenylethynyl)benzamide
	2.06E-08	(4-((3-fluorophenyl)ethynyl)phenyl)(4-hydroxy-4-methylpiperidin-1-yl)methanone
	2.36E-08	(4-((2-fluorophenyl)ethynyl)phenyl)(4-(hydroxymethyl)piperidin-1-yl)methanone
	2.47E-08	(4-((4-fluorophenyl)ethynyl)phenyl)(morpholino)methanone
	2.61E-08	(4-((4-fluorophenyl)ethynyl)phenyl)(4-(hydroxymethyl)piperidin-1-yl)methanone
	2.73E-08	N-isopentyl-4-(phenylethynyl)benzamide

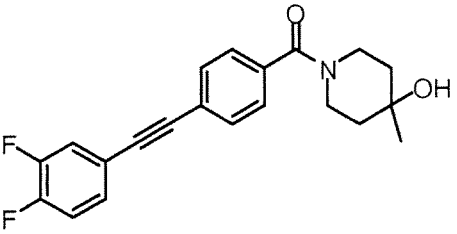
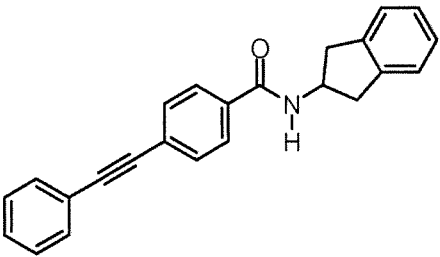
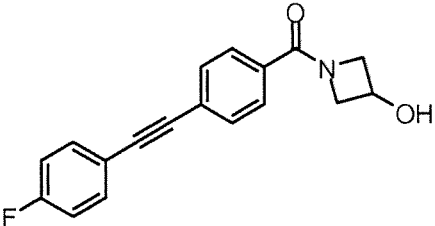
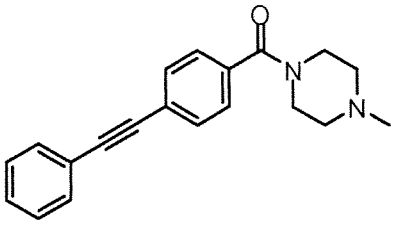
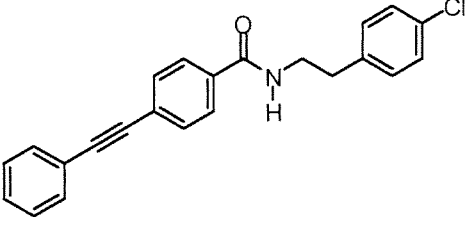
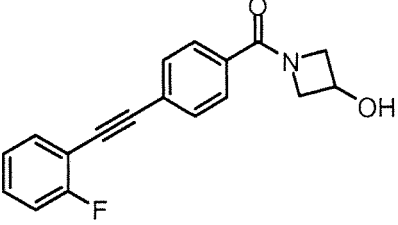
	2.81E-08	(4-((2-fluorophenyl)ethynyl)phenyl)(4-hydroxypiperidin-1-yl)methanone
	2.83E-08	(4-hydroxypiperidin-1-yl)(4-(phenylethynyl)phenyl)methanone
	3.22E-08	N-(3-methoxypropyl)-4-(phenylethynyl)benzamide
	3.27E-08	(4-(hydroxymethyl)piperidin-1-yl)(4-(phenylethynyl)phenyl)methanone
	3.35E-08	N-butyl-4-(phenylethynyl)benzamide
	3.49E-08	(R)-4-(phenylethynyl)-N-(2-phenylpropyl)benzamide

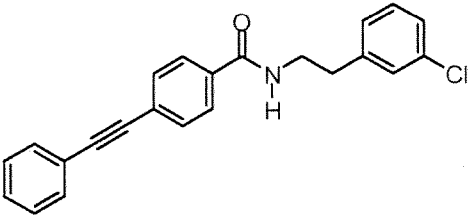
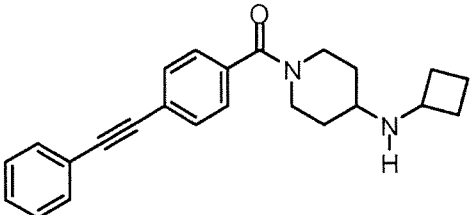
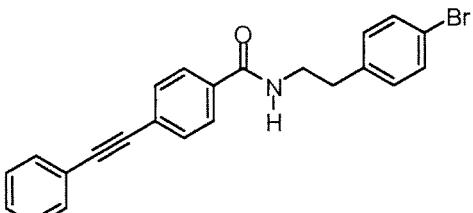
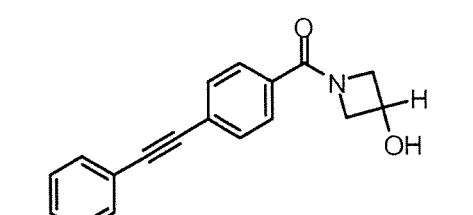
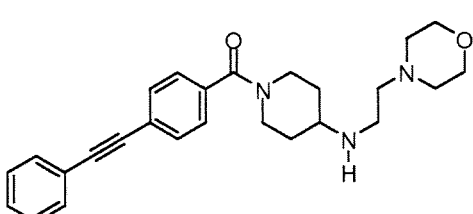
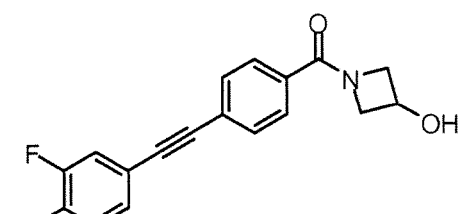
	3.51E-08	(4-((3,4-difluorophenyl)ethynyl)phenyl)(morpholino)methanone
	3.79E-08	(4-((2-fluorophenyl)ethynyl)phenyl)(4-hydroxy-4-methylpiperidin-1-yl)methanone
	3.94E-08	(4-hydroxy-4-methylpiperidin-1-yl)(4-phenylethynyl)phenyl)methanone
	4.34E-08	(4-(hydroxymethyl)piperidin-1-yl)(4-phenylethynyl)phenyl)methanone
	5.42E-08	(4-((4-fluorophenyl)ethynyl)phenyl)(4-hydroxy-4-methylpiperidin-1-yl)methanone
	5.95E-08	(4-(pentan-2-ylamino)piperidin-1-yl)(4-phenylethynyl)phenyl)methanone

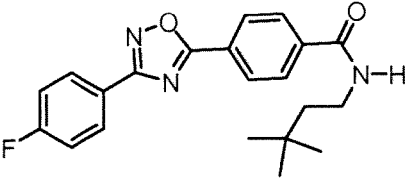
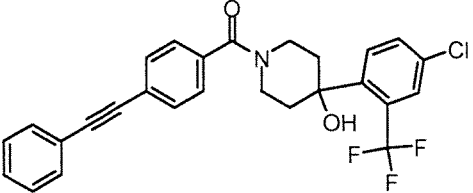
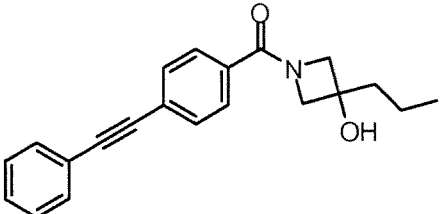
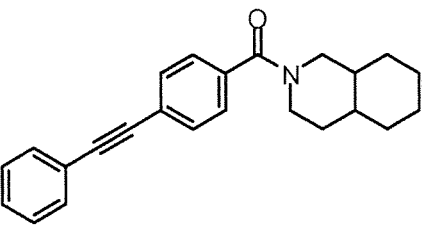
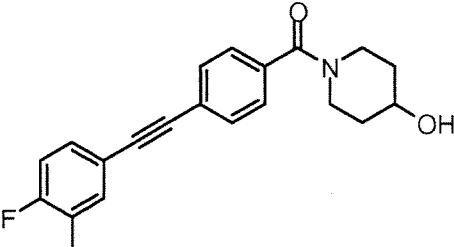
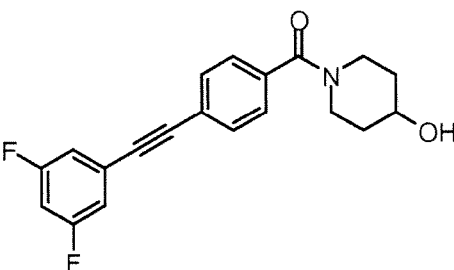
	6.87E-08	N-(cyclohexylmethyl)-4-(phenylethynyl)benzamide
	7.30E-08	(4-((3-fluorophenyl)ethynyl)phenyl)(3-hydroxyazetidin-1-yl)methanone
	7.39E-08	(4-((3,4-difluorophenyl)ethynyl)phenyl)(4-hydroxypiperidin-1-yl)methanone
	7.53E-08	N-(2-cyclohexenylethyl)-4-(phenylethynyl)benzamide
	7.63E-08	N-(4-methylcyclohexyl)-4-(phenylethynyl)benzamide

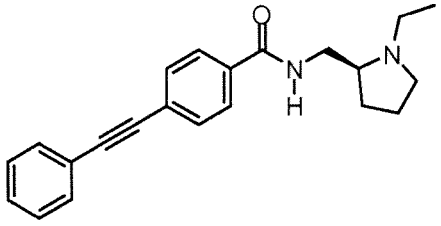
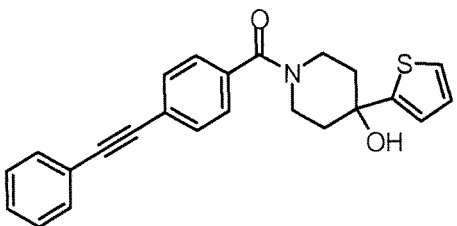
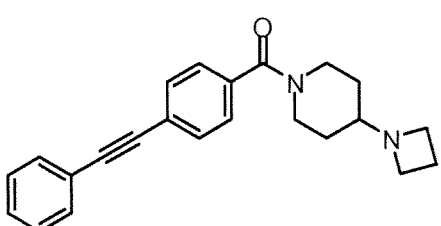
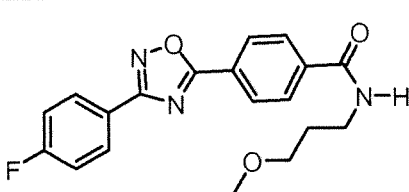
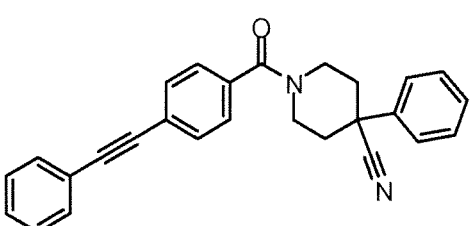
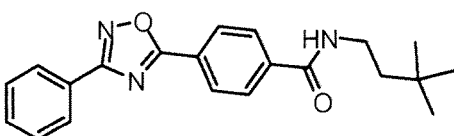
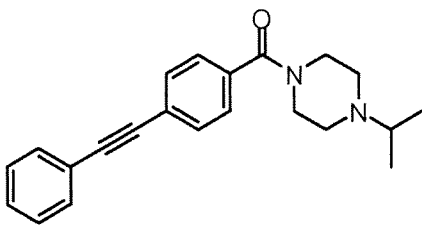
	7.80E-08	(4-(cyclohexylamino)piperidin-1-yl)(4-(phenylethynyl)phenyl)methanone
	8.17E-08	(4-((3,4-difluorophenyl)ethynyl)phenyl)(4-(hydroxymethyl)piperidin-1-yl)methanone
	8.62E-08	N-(3-hydroxypropyl)-4-(phenylethynyl)benzamide
	8.89E-08	(2,6-dimethylmorpholino)(4-(phenylethynyl)phenyl)methanone
	1.13E-07	(4-(phenylethynyl)phenyl)(4-(4-(pyridin-4-yl)piperazin-1-yl)piperidin-1-yl)methanone
	1.19E-07	(3-hydroxy-3-methylazetidin-1-yl)(4-(phenylethynyl)phenyl)methanone

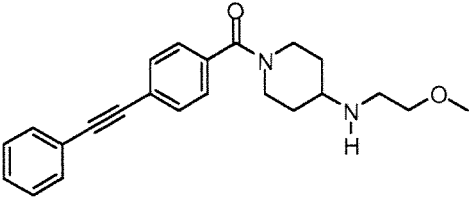
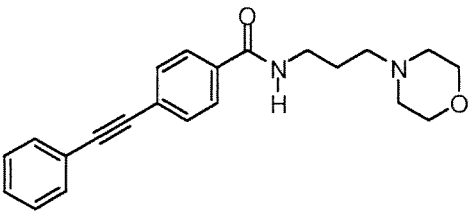
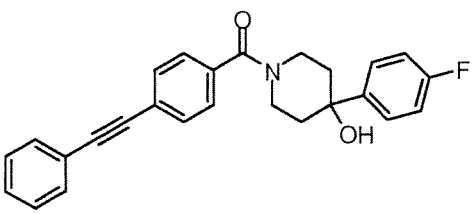
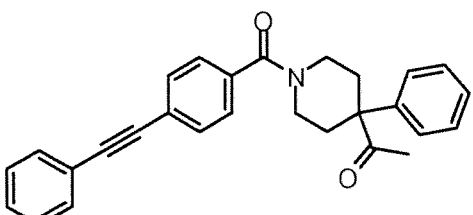
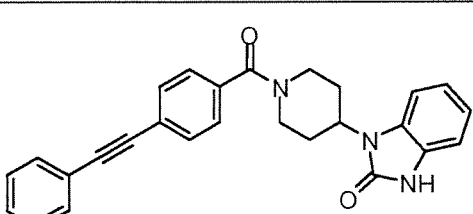
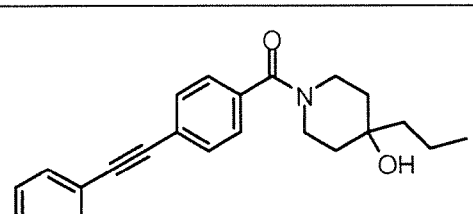
	1.29E-07	(S)-4-(1-cyclohexylethylamino)piperidin-1-yl(4-(phenylethynyl)phenyl)methanone
	1.32E-07	4-(4-methylpiperazin-1-yl)piperidin-1-yl(4-(phenylethynyl)phenyl)methanone
	1.34E-07	(3-hydroxypiperidin-1-yl)(4-(phenylethynyl)phenyl)methanone
	1.35E-07	N-(2-chlorophenethyl)-4-(phenylethynyl)benzamide
	1.37E-07	N-(2-morpholinoethyl)-4-(phenylethynyl)benzamide
	1.46E-07	N-(2,3-dihydro-1H-inden-1-yl)-4-(phenylethynyl)benzamide

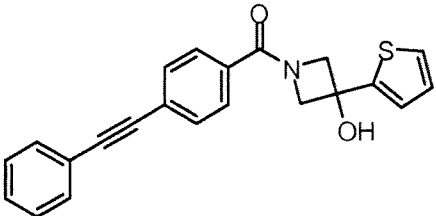
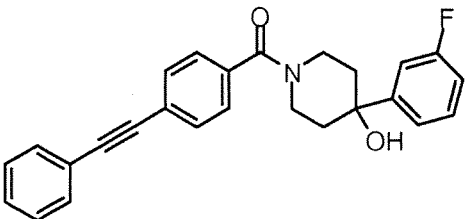
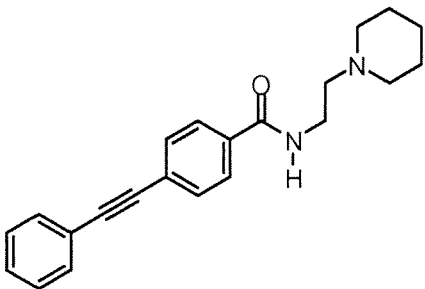
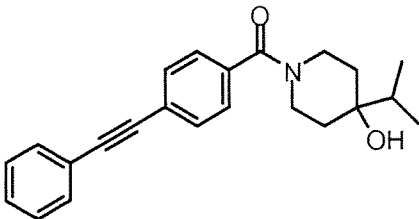
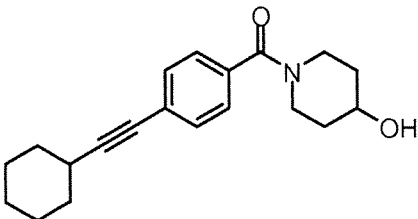
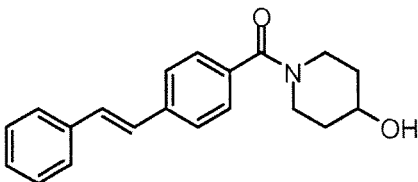
	1.56E-07	4-((3,4-difluorophenyl)ethynyl)phenyl(4-hydroxy-4-methylpiperidin-1-yl)methanone
	1.59E-07	N-(2,3-dihydro-1H-inden-2-yl)-4-(phenylethynyl)benzamide
	1.62E-07	4-((4-fluorophenyl)ethynyl)phenyl(3-hydroxyazetidin-1-yl)methanone
	1.66E-07	(4-methylpiperazin-1-yl)(4-(phenylethynyl)phenyl)methanone
	1.77E-07	N-(4-chlorophenethyl)-4-(phenylethynyl)benzamide
	1.87E-07	4-((2-fluorophenyl)ethynyl)phenyl(3-hydroxyazetidin-1-yl)methanone

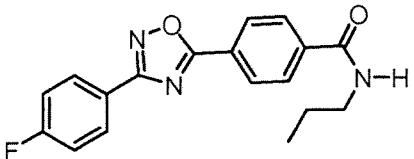
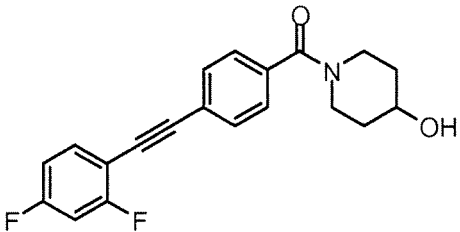
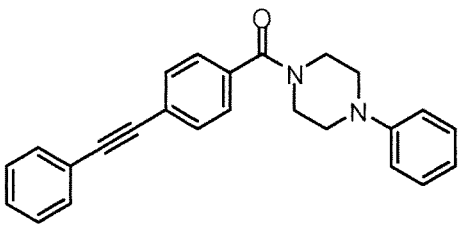
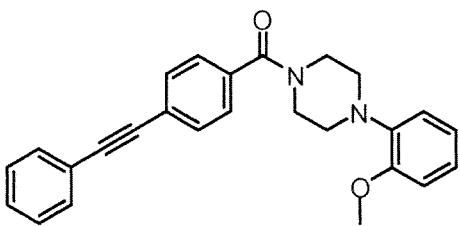
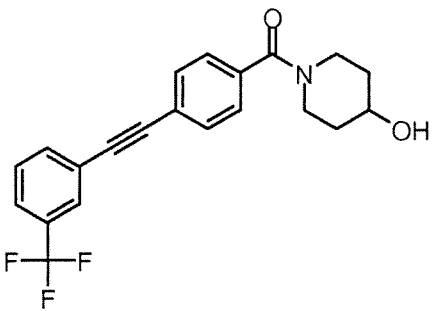
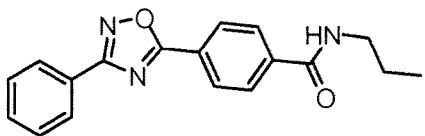
	2.06E-07	N-(3-chlorophenethyl)-4-(phenylethynyl)benzamide
	2.12E-07	(4-(cyclobutylamino)piperidin-1-yl)(4-(phenylethynyl)phenyl)methanone
	2.37E-07	N-(4-bromophenethyl)-4-(phenylethynyl)benzamide
	3.14E-07	(3-hydroxyazetidin-1-yl)(4-(phenylethynyl)phenyl)methanone
	3.83E-07	(4-(2-morpholinoethylamino)piperidin-1-yl)(4-(phenylethynyl)phenyl)methanone
	3.87E-07	(4-((3,4-difluorophenyl)ethynyl)phenyl)(3-hydroxyazetidin-1-yl)methanone

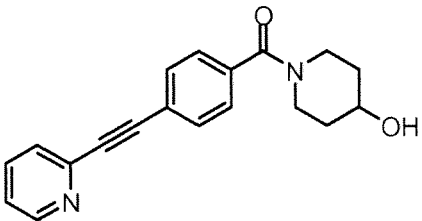
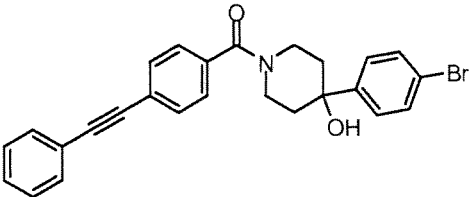
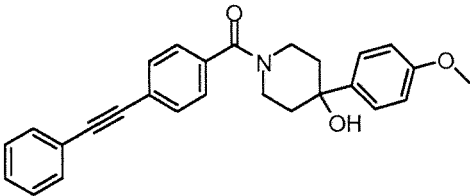
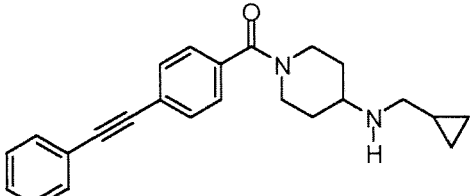
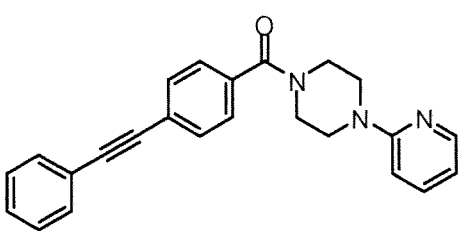
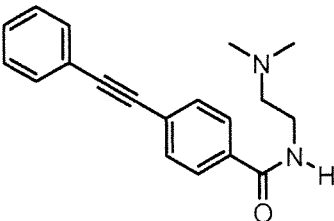
	4.23E-07	N-(3,3-dimethylbutyl)-4-(3-(4-fluorophenyl)-1,2,4-oxadiazol-5-yl)benzamide
	4.77E-07	(4-(4-chloro-2-(trifluoromethyl)phenyl)-4-hydroxypiperidin-1-yl)(4-(phenylethynyl)phenyl)methanone
	5.00E-07	(3-hydroxy-3-propylazetidin-1-yl)(4-(phenylethynyl)phenyl)methanone
	5.93E-07	(octahydroisoquinolin-2(1H)-yl)(4-(phenylethynyl)phenyl)methanone
	8.32E-07	(4-((4-fluoro-3-methylphenyl)ethynyl)phenyl)(4-hydroxypiperidin-1-yl)methanone
	1.00E-06	(4-((3,5-difluorophenyl)ethynyl)phenyl)(4-hydroxypiperidin-1-yl)methanone

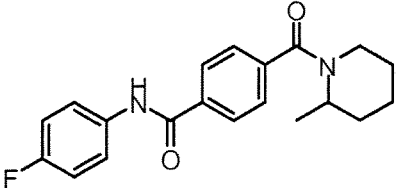
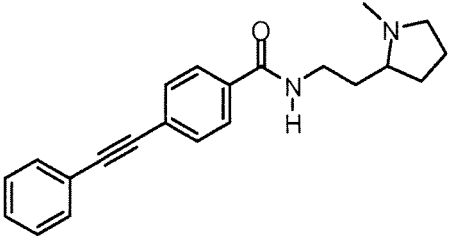
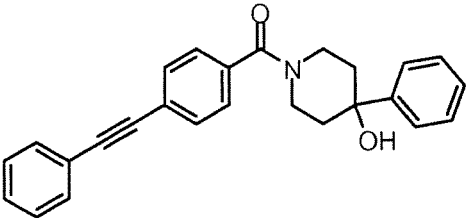
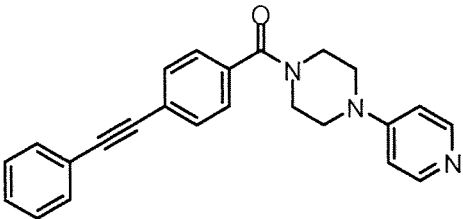
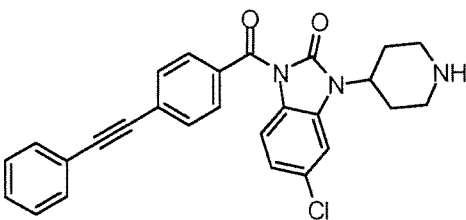
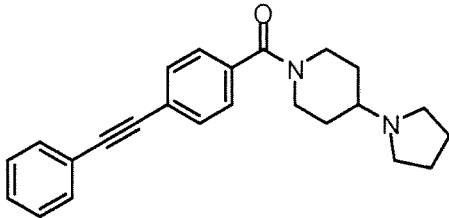
	1.03E-06	(S)-N-((1-ethylpyrrolidin-2-yl)methyl)-4-(phenylethynyl)benzamide
	1.07E-06	(4-hydroxy-4-(thiophen-2-yl)piperidin-1-yl)(4-(phenylethynyl)phenyl)methanone
	1.11E-06	(4-(azetidin-1-yl)piperidin-1-yl)(4-(phenylethynyl)phenyl)methanone
	1.12E-06	4-(3-(4-fluorophenyl)-1,2,4-oxadiazol-5-yl)-N-(3-methoxypropyl)benzamide
	1.14E-06	4-phenyl-1-(4-(phenylethynyl)benzoyl)piperidine-4-carbonitrile
	1.16E-06	N-(3,3-dimethylbutyl)-4-(3-phenyl-1,2,4-oxadiazol-5-yl)benzamide
	1.19E-06	(4-isopropylpiperazin-1-yl)(4-(phenylethynyl)phenyl)methanone

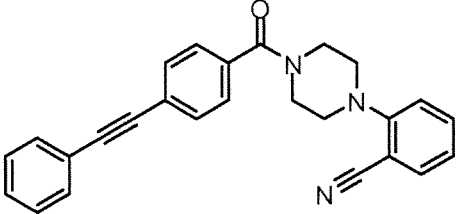
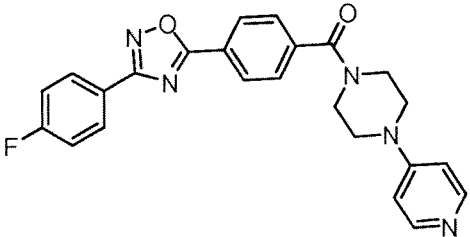
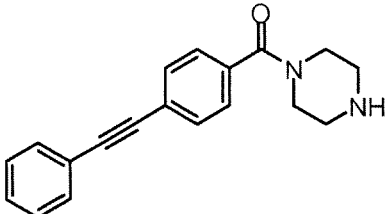
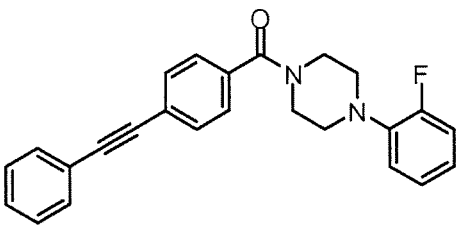
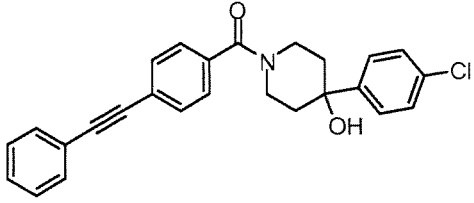
	1.19E-06	(4-(2-methoxyethylamino)piperidin-1-yl)(4-(phenylethynyl)phenyl)methanone
	1.23E-06	N-(3-morpholinopropyl)-4-(phenylethynyl)benzamide
	1.25E-06	(4-(4-fluorophenyl)-4-hydroxypiperidin-1-yl)(4-(phenylethynyl)phenyl)methanone
	1.25E-06	1-(4-phenyl-1-(4-(phenylethynyl)benzoyl)piperidin-4-yl)ethanone
	1.47E-06	1-(1-(4-(phenylethynyl)benzoyl)piperidin-4-yl)-1H-benzo[d]imidazol-2(3H)-one
	1.61E-06	(4-hydroxy-4-propylpiperidin-1-yl)(4-(phenylethynyl)phenyl)methanone

	1.71E-06	(3-hydroxy-3-(thiophen-2-yl)azetidin-1-yl)(4-(phenylethynyl)phenyl)methanone
	1.77E-06	(4-(3-fluorophenyl)-4-hydroxypiperidin-1-yl)(4-(phenylethynyl)phenyl)methanone
	1.79E-06	4-(phenylethynyl)-N-(2-(piperidin-1-yl)ethyl)benzamide
	1.80E-06	(4-hydroxy-4-isopropylpiperidin-1-yl)(4-(phenylethynyl)phenyl)methanone
	1.87E-06	(4-(cyclohexylethynyl)phenyl)(4-hydroxypiperidin-1-yl)methanone
	1.97E-06	(E)-(4-hydroxypiperidin-1-yl)(4-styrylphenyl)methanone

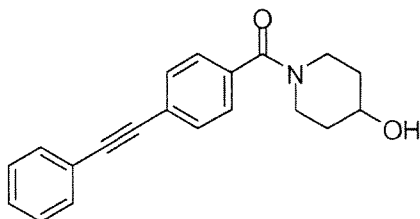
	2.03E-06	4-(3-(4-fluorophenyl)-1,2,4-oxadiazol-5-yl)-N-propylbenzamide
	2.03E-06	(4-((2,4-difluorophenyl)ethynyl)phenyl)(4-hydroxypiperidin-1-yl)methanone
	2.06E-06	(4-(phenylethynyl)phenyl)(4-phenylpiperazin-1-yl)methanone
	2.10E-06	(4-(2-methoxyphenyl)piperazin-1-yl)(4-(phenylethynyl)phenyl)methanone
	2.21E-06	(4-hydroxypiperidin-1-yl)(4-((3-(trifluoromethyl)phenyl)ethynyl)phenyl)methanone
	2.27E-06	4-(3-phenyl-1,2,4-oxadiazol-5-yl)-N-propylbenzamide

	2.45E-06	(4-hydroxypiperidin-1-yl)(4-(pyridin-2-ylethynyl)phenyl)methanone
	2.46E-06	(4-(4-bromophenyl)-4-hydroxypiperidin-1-yl)(4-(phenylethynyl)phenyl)methanone
	2.63E-06	(4-hydroxy-4-(4-methoxyphenyl)piperidin-1-yl)(4-(phenylethynyl)phenyl)methanone
	2.79E-06	(4-(cyclopropylmethylamino)piperidin-1-yl)(4-(phenylethynyl)phenyl)methanone
	2.92E-06	(4-(phenylethynyl)phenyl)(4-(pyridin-2-yl)piperazin-1-yl)methanone
	2.99E-06	N-(2-(dimethylamino)ethyl)-4-(phenylethynyl)benzamide

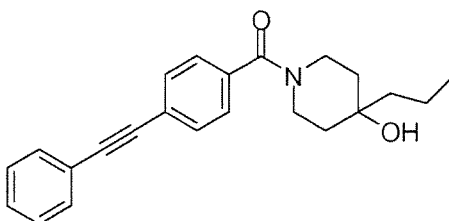
	3.33E-06	N-(4-fluorophenyl)-4-(2-methylpiperidine-1-carbonyl)benzamide
	3.53E-06	N-(2-(1-methylpyrrolidin-2-yl)ethyl)-4-(phenylethynyl)benzamide
	3.66E-06	(4-hydroxy-4-phenylpiperidin-1-yl)(4-(phenylethynyl)phenyl)methanone
	3.68E-06	(4-(phenylethynyl)phenyl)(4-(pyridin-4-yl)piperazin-1-yl)methanone
	3.72E-06	5-chloro-1-(4-(phenylethynyl)benzoyl)-3-(piperidin-4-yl)-1H-benzo[d]imidazol-2(3H)-one
	3.73E-06	(4-(phenylethynyl)phenyl)(4-(pyrrolidin-1-yl)piperidin-1-yl)methanone

	4.20E-06	2-(4-(4-(phenylethynyl)benzoyl)piperazin-1-yl)benzonitrile
	4.21E-06	(4-(3-(4-fluorophenyl)-1,2,4-oxadiazol-5-yl)phenyl)(4-(pyridin-4-yl)piperazin-1-yl)methanone
	4.79E-06	(4-(phenylethynyl)phenyl)(piperazin-1-yl)methanone
	5.14E-06	(4-(2-fluorophenyl)piperazin-1-yl)(4-(phenylethynyl)phenyl)methanone
	6.46E-06	(4-(4-chlorophenyl)-4-hydroxypiperidin-1-yl)(4-(phenylethynyl)phenyl)methanone

[00276] Preferred compounds of the present invention also showed in vivo efficacy in a number of preclinical rat behavioral model where known, clinically useful antipsychotics display similar positive responses. For example, compounds of the present invention reverse amphetamine-induced hyperlocomotion in male Sprague-Dawley rats at doses ranging from 1 to 100 mg/kg i.p. Data for three example compounds follow:

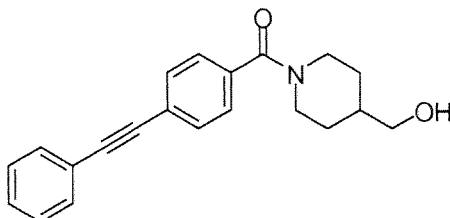


[00277] Figure 8 shows efficacy in reversing amphetamine-induced hyperlocomotion for (4-hydroxypiperidin-1-yl)(4-(phenylethynyl)phenyl)methanone (Compound VU13; In vitro: 13.6nm; 50% Glu Max).



5

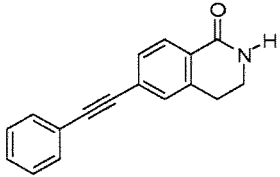
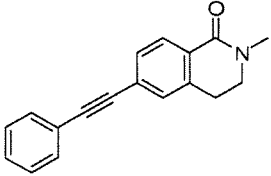
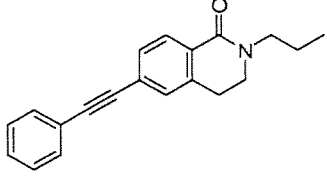
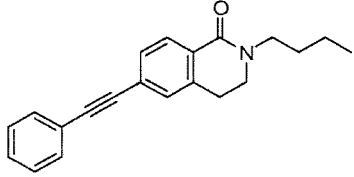
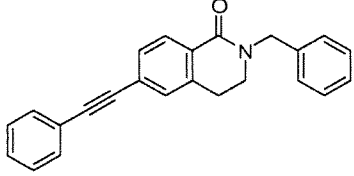
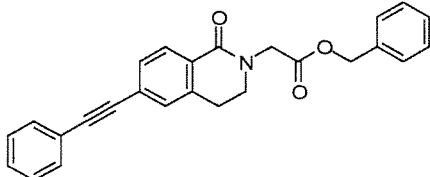
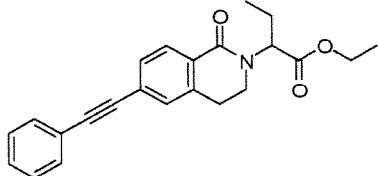
[00278] Figure 9 shows efficacy in reversing amphetamine-induced hyperlocomotion for (4-hydroxy-4-propylpiperidin-1-yl)(4-(phenylethynyl)phenyl)methanone (Compound VU60/C109B2; In vitro: 1250 nm; 90% Glu Max).

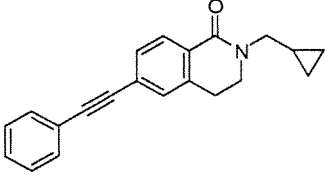
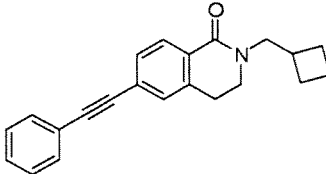
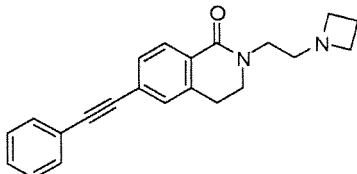
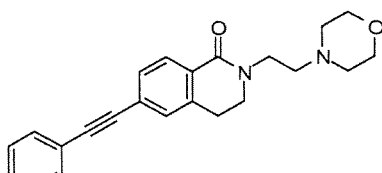
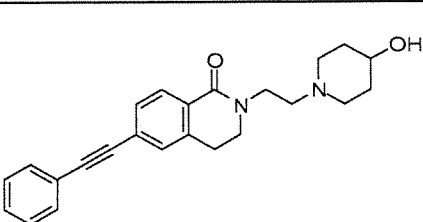
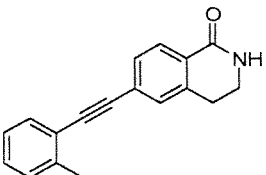
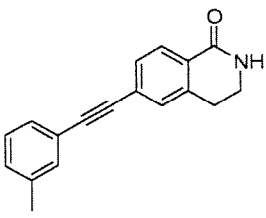


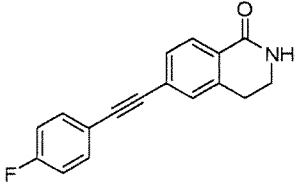
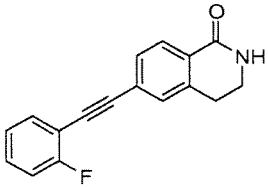
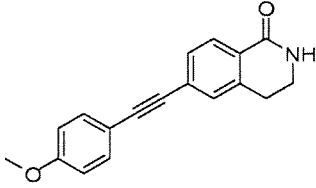
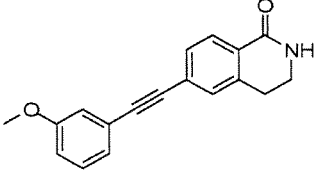
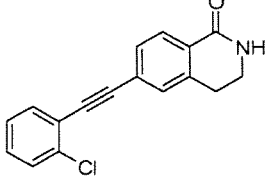
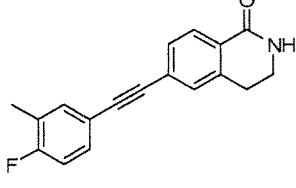
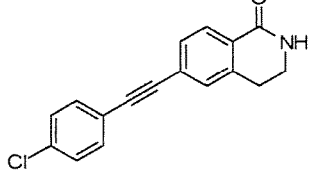
10 [00279] Figure 10 shows efficacy in reversing amphetamine-induced hyperlocomotion for (4-(hydroxymethyl)piperidin-1-yl)(4-(phenylethynyl)phenyl)methanone (Compound VU14/C104B2; In vitro: 29.6 nm; 41%Glu Max).

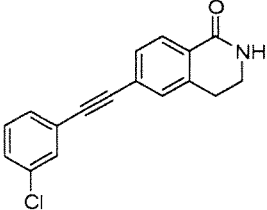
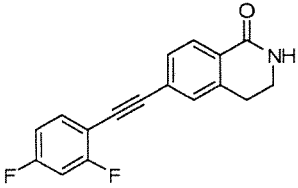
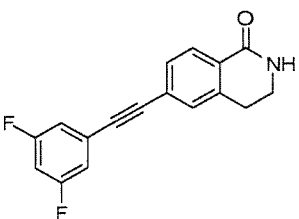
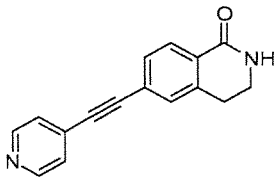
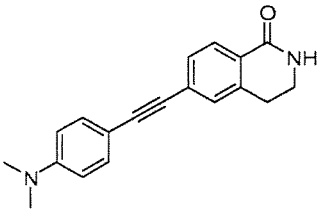
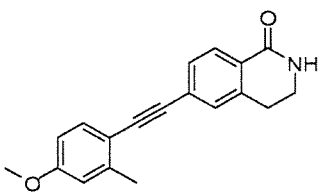
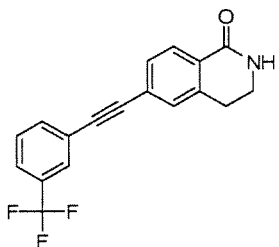
Table 2

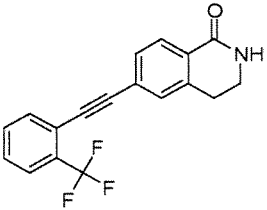
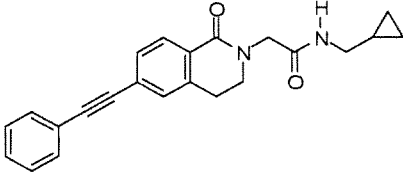
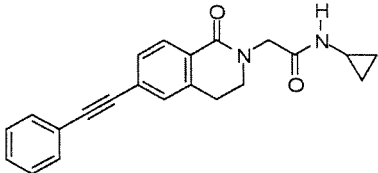
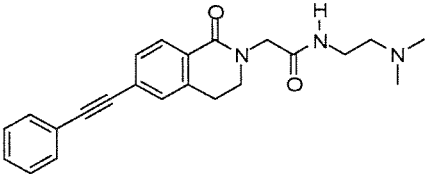
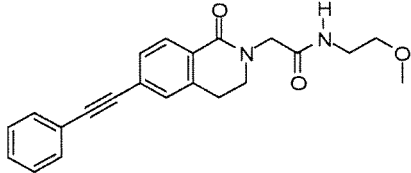
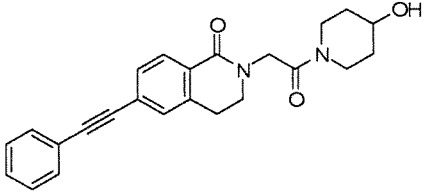
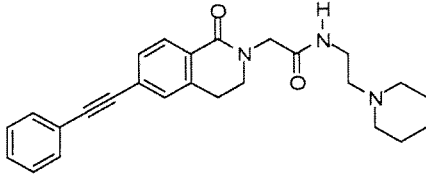
Compound	Reference Number	mGluR5 Potentiator EC50	mGluR5 Potentiator Max	mGluR5 Fold Shift
----------	------------------	-------------------------	------------------------	-------------------

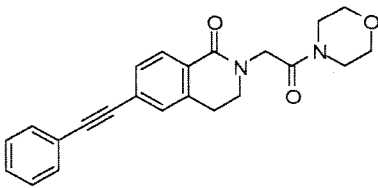
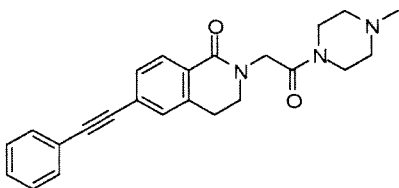
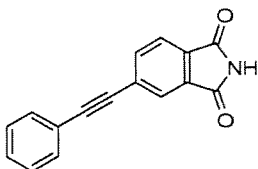
	VU000067	4.98E-08	112	10.8
	VU000068	2.54E-08	53.4	1.8
	VU000069	1.62E-08	96.5	11.8
	VU000070	0.000000096	96.7	9.6
	VU000071	0.000000546	89.9	5.7
	VU000072	7.73E-08	88.4	7.4
	VU000073	8.77E-08	85.4	5.7

	VU000098	1.75E-08	69.4	5.5
	VU000099	2.67E-08	90.7	ND
	VU000100	0.00000404	76.3	ND
	VU000101	0.00000357	84	ND
	VU000102	0.00000404	45.7	ND
	VU000105	0.000000612	53.4	ND
	VU000106	0.000000172	75.7	ND

	VU000107	0.000000259	81	ND
	VU000108	0.000000145	80.4	ND
	VU000109	0.001	28.2	ND
	VU000110	0.00000339	58.1	ND
	VU000111	0.00000489	53.2	ND
	VU000112	0.00000367	49.7	ND
	VU000113	0.001	28.6	ND

	VU000114	0.00000047	67.9	ND
	VU000115	0.000000853	58.7	ND
	VU000116	0.000003	35.6	ND
	VU000117	0.000000243	58	ND
	VU000118	0.001	28.9	ND
	VU000119	0.001	29.7	ND
	VU000120	0.001	33.5	ND

	VU000121	0.001	34.8	ND
	VU000124	0.000000953	53.7	ND
	VU000125	0.00000308	52.6	ND
	VU000126	1.66E-09	35.4	ND
	VU000127	0.00000306	52.3	ND
	VU000128	0.001	37.6	ND
	VU000129	0.001	30	ND

	VU000130	0.00000235	55.4	ND
	VU000131	0.0000072	35.4	ND
	VU000185	5.6E-09	103.92	ND

ND = not determined

[00280] Schizophrenic patients show decreased measures of sensorimotor gating, such as prepulse inhibition (PPI) of startle, and preclinical models of PPI in rats are routinely used to predict antipsychotic efficacy. In fact, PPI can be measured in humans and rats employing identical stimulus parameters yielding similar responses (Braff, D.L.; Geyer, M.A.; Swerdlow, N.R. 'Human studies of prepulse inhibition of startle: normal subjects, patient groups, and pharmacological studies.' *Psychopharmacology* **2001**, 156(2-3), 234-258; Braff, D.L.; Geyer, M.A. 'Sensorimotor gating and schizophrenia. Human and animal model studies.' *Archives of general psychiatry* **1990**, 47(2), 181-8; Braff, D.L.; Geyer, M.A.; Swerdlow, N.R. 'Human studies of prepulse inhibition of startle: normal subjects, patient groups, and pharmacological studies.' *Psychopharmacology* **2001**, 156(2-3), 234-258; Weiss, I.C.; Feldon, J. 'Environmental animal models for sensor motor gating deficiencies in schizophrenia: a review.' *Psychopharmacology* **2001**, 156(2-3), 305-326; Thomsen, M.; Woertwein, G.; Fink-Jensen, A.; Woldbye, D.P.D.; Wess, J.; Caine, S.B. 'Decreased prepulse inhibition and increased sensitivity to muscarinic, but not dopaminergic drugs in M5 muscarinic acetylcholine receptor knockout mice.' *Psychopharmacology* **2007**, 192(1), 97-110.). In addition, all clinically relevant antipsychotic agents (both typical and atypical) display efficacy in preclinical models of PPI and amphetamine-induced hyperlocomotion, and

these preclinical models are employed to guide the development of novel antipsychotic agents (Geyer, M. A. 'Behavioral studies of hallucinogenic drugs in animals: implications for schizophrenia research.' *Pharmacopsychiatry* **1998**, 31(Suppl. 2), 73-79; Geyer, M. A.; McIlwain, K.L.; Paylor, R. 'Mouse genetic models for prepulse inhibition: an early review.' *Molecular Psychiatry* **2002**, 7(10), 1039-1053; Powell, S.B.; Risbrough, V.B.; Geyer, M.A. 'Potential use of animal models to examine antipsychotic prophylaxis for schizophrenia.' *Clinical Neuroscience Research* **2003**, 3(4-5), 289-296.).

[00281] Positive allosteric modulators (PAMs) of mGluR5 from five distinct structural series (**Figure 15**) have displayed antipsychotic-like effects in rat behavioral models predictive of antipsychotic efficacy in humans (Lindsley, C.W.; Wisnoski, D.D.; Leister, W.H.; O'Brien, J.A.; Lemaire, W.; Williams, Jr., D.L.; Burno, M.; Sur, C.; Kinney, G.G.; Pettibone, D.J.; Miller, P.R.; Smith, S.; Duggan, M.E.; Hartman, G.D.; Conn, P.J.; Huff, J.R. 'Discovery of positive allosteric modulators for the metabotropic glutamate receptor subtype 5 from a series of *N*-(1,3-Diphenyl-1H-pyrazol-5-yl)benzamides that potentiate receptor function *in vivo*' *J. Med. Chem.* **2004**, 47, 5825; Kinney, G.G.; O'Brien, Lemaire, W.; Burno, M.' Bickel, D.J.; Clements, M.K.; Wisnoski, D.D.; Lindsley, C.W.; Tiller, P.R.; Smith, S.; Jacobson, M.A.; Sur, C.; Duggan, M.E.; Pettibone, D.J.; Williams, Jr., D.W. 'A novel selective allosteric modulator of metabotropic glutamate receptor subtype 5 (mGluR5) has an antipsychotic profile in rat behavioral models' *J. Pharmacol. Exp. Therapeut.* **2005**, 313(1), 199; Epping-Jordan M.P., Nayak, S., Derouet, F., Dominguez, H., Bessis A.S., Le Poul E., Ludwig B.L. Mutel V., , Poli S.M. and Rocher J.P. In Vivo Characterization of mGluR5 Positive Allosteric Modulators as Novel Treatments for Schizophrenia and Cognitive Dysfunction *Neuropharmacology* **2005**, 49, 243).

[00282] CDPPB (Lindsley, C.W.; Wisnoski, D.D.; Leister, W.H.; O'Brien, J.A.; Lemaire, W.; Williams, Jr., D.L.; Burno, M.; Sur, C.; Kinney, G.G.; Pettibone, D.J.; Miller, P.R.; Smith, S.; Duggan, M.E.; Hartman, G.D.; Conn, P.J.; Huff, J.R. 'Discovery of positive allosteric modulators for the metabotropic glutamate receptor subtype 5 from a series of *N*-(1,3-Diphenyl-1H-pyrazol-5-yl)benzamides that potentiate receptor function *in vivo*' *J. Med. Chem.* **2004**, 47, 5825; Kinney, G.G.; O'Brien, Lemaire, W.; Burno, M.' Bickel, D.J.; Clements, M.K.; Wisnoski, D.D.; Lindsley, C.W.; Tiller, P.R.; Smith, S.; Jacobson, M.A.;

Sur, C.; Duggan, M.E.; Pettibone, D.J.; Williams, Jr., D.W. 'A novel selective allosteric modulator of metabotropic glutamate receptor subtype 5 (mGluR5) has an antipsychotic profile in rat behavioral models' *J. Pharmacol. Exp. Therapeut.* **2005**, 313(1), 199) was the first centrally active mGluR5 PAM which reversed amphetamine-induced hyperlocomotion in rats, and recent data with the structurally distinct ADX47273 afforded similar results (**Figure 16**). Recently, similar data has been reported with DFB. Two new mGluR5 PAMS (**Figure 17**; VU000013 and VU000067) afford similar results as well, indicating positive allosteric modulation of mGluR5 provides antipsychotic-like efficacy in this preclinical model.

[00283] Both CDPPB and ADX47273 also demonstrated efficacy in PPI, a preclinical model with direct relevance to clinical efficacy, and a behavior identical in schizophrenic patients. As shown in Figure 18, CDPPB reverses PPI in a dose-dependent manner at four different prepulse intensities above background. ADX47273 affords similar results (**Figure 19**).

E. METHODS OF MAKING THE COMPOUNDS

[00284] In one aspect, the invention relates to methods of making compounds useful as positive allosteric modulators (potentiators) of the metabotropic glutamate receptor subtype 5 (mGluR5), which can be useful in the treatment neurological and psychiatric disorders associated with glutamate dysfunction and other diseases in which metabotropic glutamate receptors are involved.

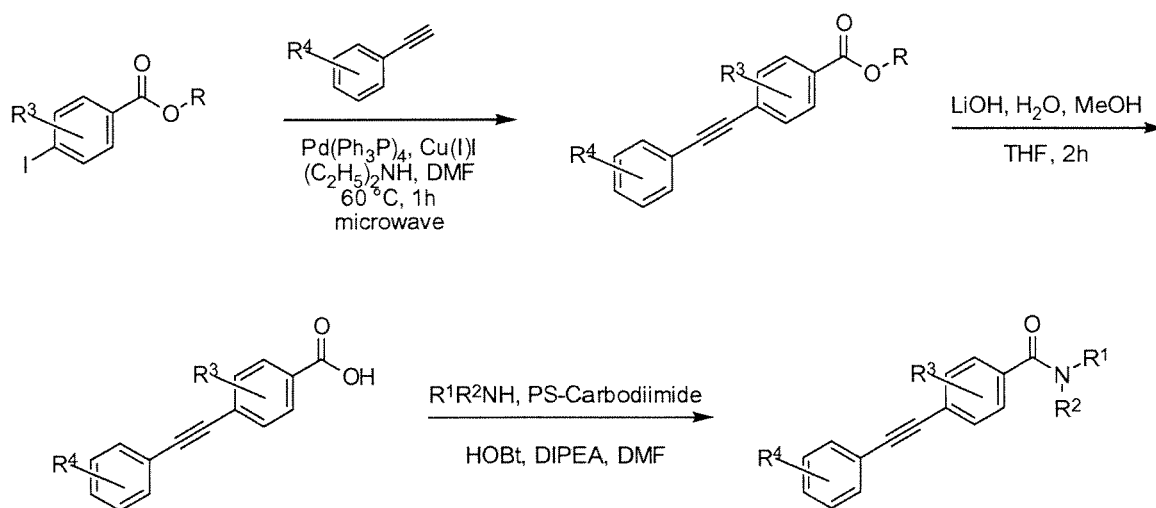
[00285] The compounds of this invention can be prepared by employing reactions as shown in the following schemes, in addition to other standard manipulations that are known in the literature, exemplified in the experimental sections or clear to one skilled in the art. Substituent numbering as shown in schemes does not necessarily correlate to that used in the claims and often, for clarity, a single substituent is shown to attach to the compound where multiple substituents are allowed under the definitions disclosed herein.

[00286] In one aspect, the invention relates to methods of making phenylethynylbenzamide derivatives, cycloalkylethynylbenzamide derivatives,

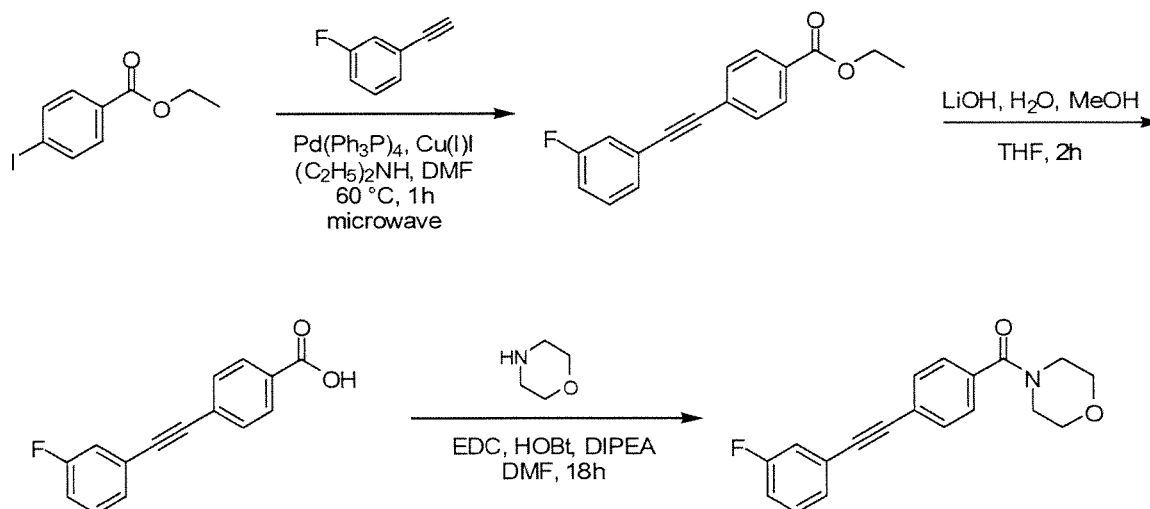
styrylbenzamide derivatives, 4-(3-phenyl-1,2,4-oxadiazol-5-yl)benzamide derivatives, 4-(pyridinylethynyl)benzamide derivatives, and N¹-phenylterephthalamide derivatives.

1. PHENYLETHYNYLBENZAMIDE DERIVATIVES

[00287] In one aspect, the invention relates to a method for preparing a phenylethynylbenzamide derivative comprising the steps of coupling an arylacetylene with an aryl halide, wherein one of the arylacetylene or the aryl halide bears a carboxyl functionality; and forming an amide derivative of the carboxyl functionality by reaction with an amine. Typically, a method involves a coupling reaction (*e.g.*, transition metal catalyzed cross coupling reaction) and a reaction forming an amide moiety. Such a method can be represented in the following schematic:



[00288] In a further aspect, the method can be represented in the following schematic, which illustrates a synthetic method useful for preparation of larger amounts of the disclosed compounds:



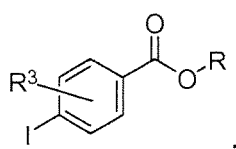
[00289] In one aspect, the coupling step is performed prior to the forming step. In a further aspect, the method further comprises the step of converting the carboxyl functionality to a carboxylic acid. In one aspect, the carboxyl functionality is an ester moiety. In one aspect, the aryl halide bears the carboxyl functionality. The halide can be Br or I. It is understood that a pseudohalide can be substituted for a halide.

[00290] In one aspect, the amine is an optionally substituted primary amine or an optionally substituted secondary amine. In a further aspect, the amine is an optionally substituted cyclic amine.

[00291] In one aspect, the coupling step is palladium-catalyzed cross-coupling.

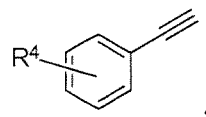
[00292] In one aspect, the forming step is performed with PS-carbodiimide and 1-hydroxybenzotriazole.

[00293] In one aspect, the aryl halide has a structure represented by a formula:



wherein R is optionally substituted alkyl; and wherein R^3 comprises four substituents independently selected from hydrogen, halogen, and optionally substituted alkyl.

[00294] In a further aspect, the arylacetylene has a structure represented by a formula:

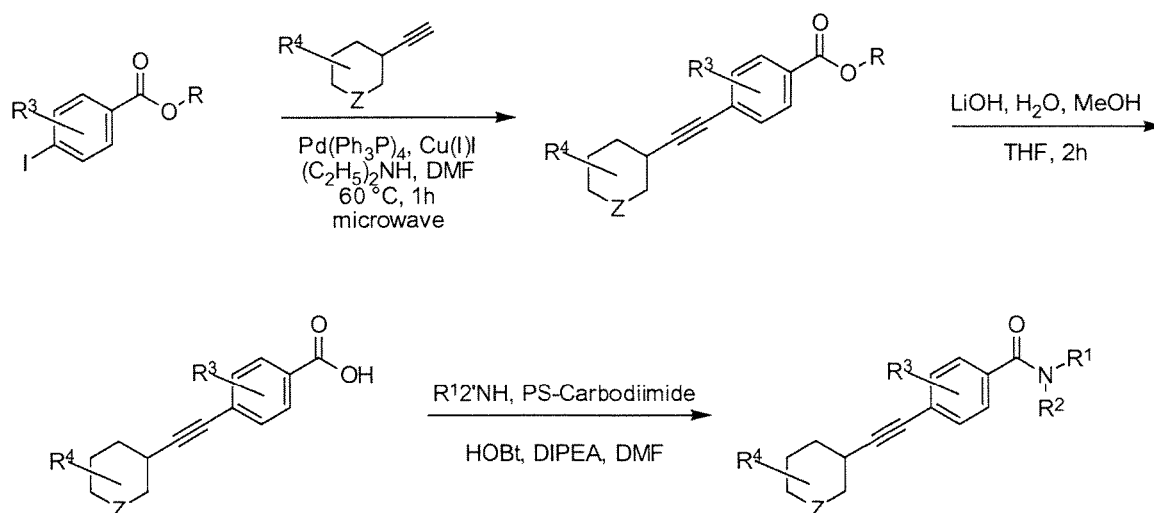


wherein R^4 comprises five substituents independently selected from hydrogen, halogen, and optionally substituted alkyl.

5 [00295] It is understood that the method can be used to provide the disclosed compounds.

2. CYCLOALKYLETHYNYLBENZAMIDE DERIVATIVES

[00296] In one aspect, the invention relates to a method for preparing a cycloalkylethynylbenzamide derivative comprising the steps of coupling an
10 cycloalkylacetylene with an aryl halide, wherein the aryl halide bears a carboxyl functionality; and forming an amide derivative of the carboxyl functionality by reaction with an amine. Typically, a method involves a coupling reaction (*e.g.*, transition metal catalyzed cross coupling reaction) and a reaction forming an amide moiety. Such a method can be represented in the following schematic:



15 [00297] In one aspect, the coupling step is performed prior to the forming step.

[00298] In one aspect, the method further comprises the step of converting the carboxyl functionality to a carboxylic acid. In a further aspect, the carboxyl functionality is an ester moiety.

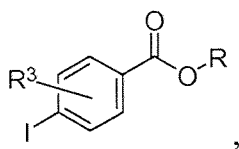
[00299] In one aspect, the halide is Br, I, or pseudohalide.

5 [00300] In one aspect, the amine is an optionally substituted primary amine or an optionally substituted secondary amine. In a further aspect, the amine is an optionally substituted cyclic amine.

[00301] In one aspect, the coupling step is palladium-catalyzed cross-coupling.

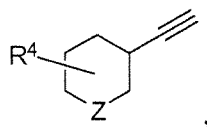
[00302] In one aspect, the forming step is performed with PS-carbodiimide and 1-
10 hydroxybenzotriazole.

[00303] In one aspect, the aryl halide has a structure represented by a formula:



wherein R is optionally substituted alkyl; and wherein R³ comprises four substituents independently selected from hydrogen, halogen, and optionally substituted alkyl.

15 [00304] In one aspect, the cycloalkylacetylene has a structure represented by a formula:

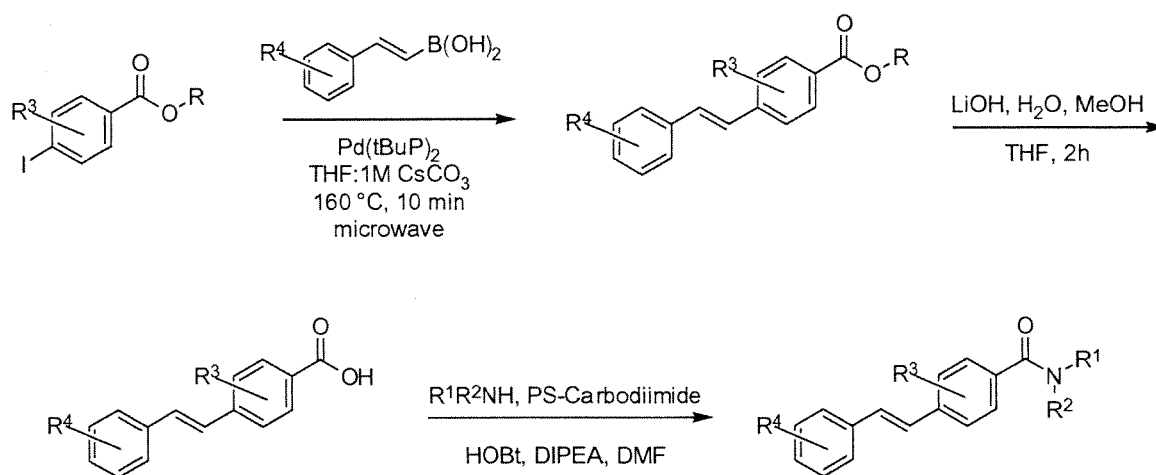


wherein Z comprises from zero to two carbons; and wherein R⁴ comprises nine to thirteen substituents independently selected from hydrogen, halogen, and optionally substituted alkyl.

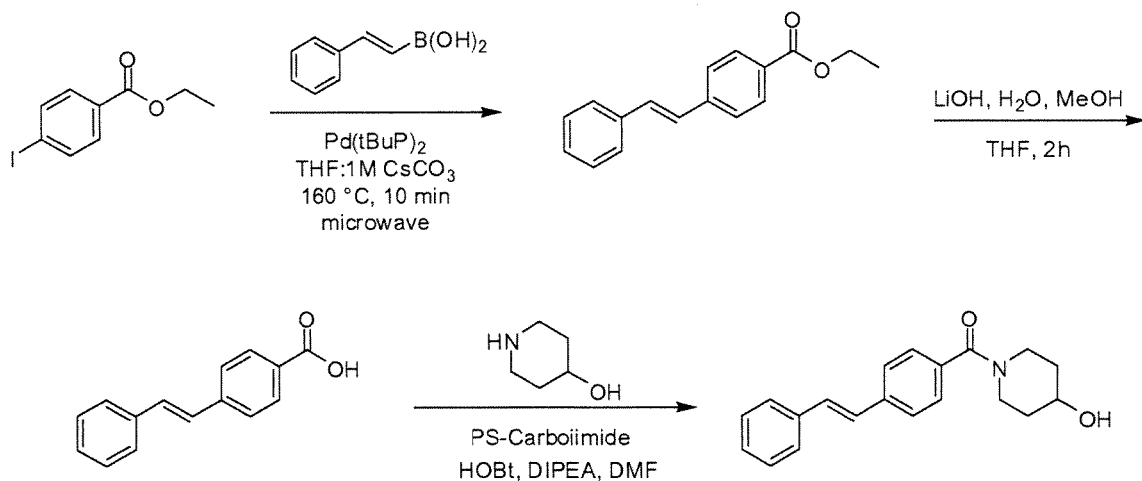
[00305] It is understood that the method can be used to provide the disclosed
20 compounds.

3. STYRYLBENZAMIDE DERIVATIVES

[00306] In one aspect, the invention relates to a method for preparing a styrylbenzamide derivative comprising the steps of coupling a styryl boronic acid or a styryl boronic ester with an aryl halide, wherein one of the styryl boronic acid or styryl boronic ester or the aryl halide bears a carboxyl functionality; and forming an amide derivative of the carboxyl functionality by reaction with an amine. Typically, a method involves a coupling reaction (*e.g.*, transition metal catalyzed cross coupling reaction) and a reaction forming an amide moiety. Such a method can be represented in the following schematic:



[00307] In a further aspect, the method can be represented in the following schematic, which illustrates a synthetic method useful for preparation of larger amounts of the disclosed compounds:



[00308] In one aspect, the coupling step is performed prior to the forming step.

[00309] In one aspect, the method further comprises the step of converting the carboxyl functionality to a carboxylic acid. In one aspect, the carboxyl functionality is an ester moiety.

5 In a further aspect, the aryl halide bears the carboxyl functionality.

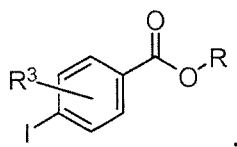
[00310] In one aspect, the halide is Br, I, or pseudohalide.

[00311] In one aspect, the amine is an optionally substituted primary amine or an optionally substituted secondary amine. In a further aspect, the amine is an optionally substituted cyclic amine.

10 [00312] In one aspect, the coupling step is palladium-catalyzed cross-coupling.

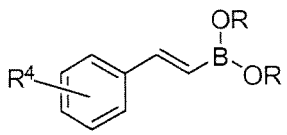
[00313] In one aspect, the forming step is performed with PS-carbodiimide and 1-hydroxybenzotriazole.

[00314] In one aspect, the aryl halide has a structure represented by a formula:



15 wherein R is optionally substituted alkyl; and wherein R³ comprises four substituents independently selected from hydrogen, halogen, and optionally substituted alkyl.

[00315] In one aspect, the styryl bornonic acid or styryl boronic ester has a structure represented by a formula:

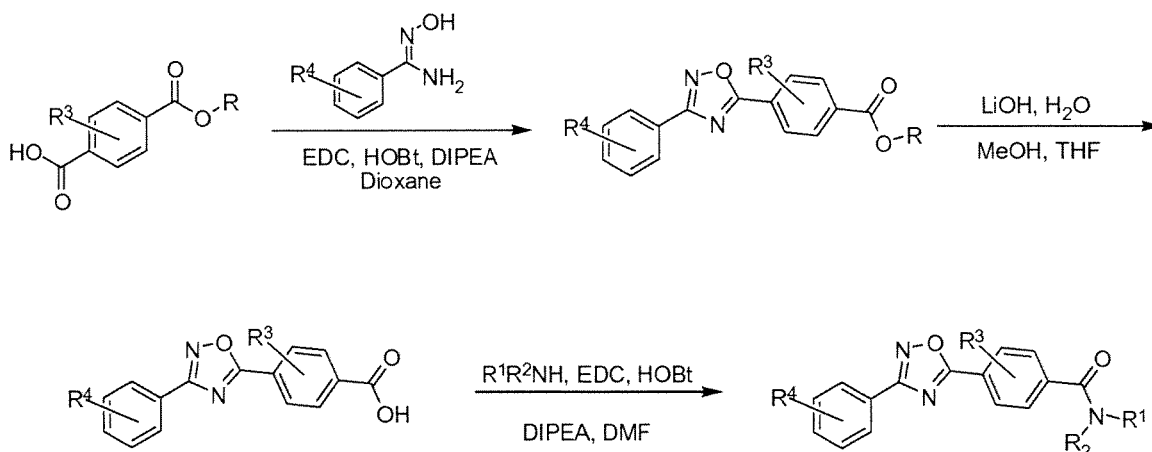


20 wherein R is H or optionally substituted alkyl; and wherein R⁴ comprises five substituents independently selected from hydrogen, halogen, and optionally substituted alkyl.

[00316] It is understood that the method can be used to provide the disclosed compounds.

4. 4-(3-PHENYL-1,2,4-OXADIAZOL-5-YL)BENZAMIDE DERIVATIVES

[00317] In one aspect, the invention relates to a method for preparing a 4-(3-phenyl-
5 1,2,4-oxadiazol-5-yl)benzamide derivative comprising the steps of condensing an N'-
hydroxybenzimidamide with an aryl carboxylic acid, wherein one of the N'-
hydroxybenzimidamide or the aryl carboxylic acid bears an ester functionality; and forming
an amide derivative of the ester functionality by reaction with an amine. Typically, a method
involves a condensing reaction (*e.g.*, formation of an oxadiazol) and a reaction forming an
10 amide moiety. Such a method can be represented in the following schematic:



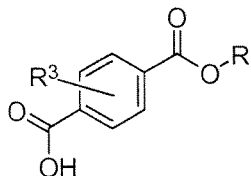
[00318] In one aspect, the condensing step is performed prior to the forming step.

[00319] In one aspect, the method further comprises the step of converting the ester
15 functionality to a carboxylic acid. In a further aspect, the aryl carboxylic acid bears the ester
functionality.

[00320] In one aspect, the amine is an optionally substituted primary amine or an
optionally substituted secondary amine. In a further aspect, the amine is an optionally
substituted cyclic amine.

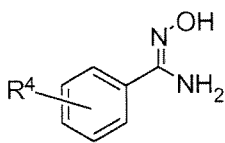
[00321] In one aspect, one or both of the condensing step and the forming step is performed with 1-ethyl-3-[3-dimethylaminopropyl]carbodiimide hydrochloride and 1-hydroxybenzotriazole.

[00322] In one aspect, the aryl carboxylic acid has a structure represented by a formula:



wherein R is optionally substituted alkyl; and wherein R³ comprises four substituents independently selected from hydrogen, halogen, and optionally substituted alkyl.

[00323] In one aspect, the N'-hydroxybenzimidamide has a structure represented by a formula:



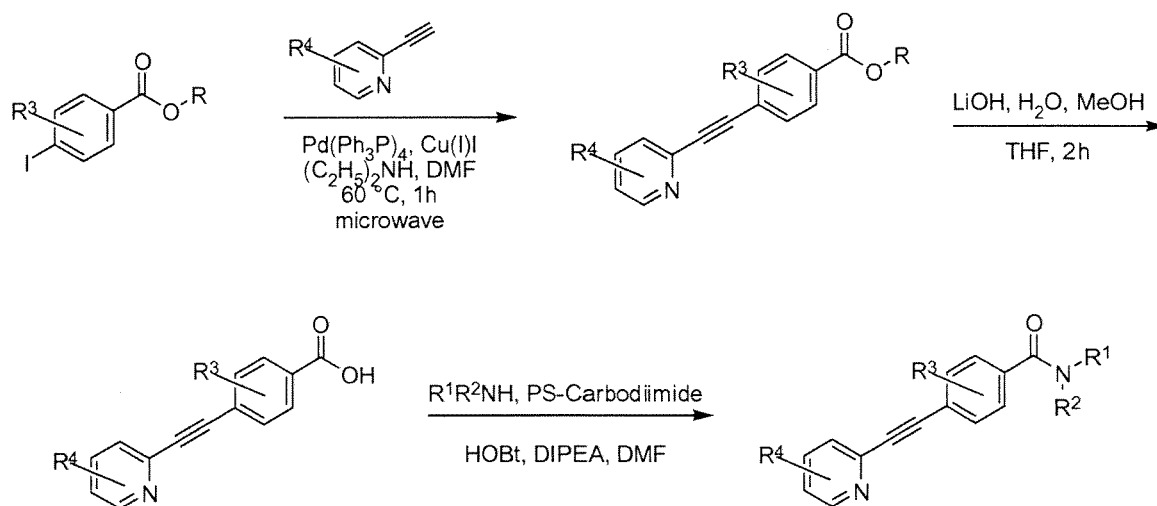
wherein R⁴ comprises five substituents independently selected from hydrogen, halogen, and optionally substituted alkyl.

[00324] It is understood that the method can be used to provide the disclosed compounds.

5. 4-(PYRIDINYLETHYNYL)BENZAMIDE DERIVATIVES

[00325] In one aspect, the invention relates to a method for preparing a 4-(pyridinylethynyl)benzamide derivative comprising the steps of coupling an arylacetylene with an aryl halide, wherein one of the arylacetylene or the aryl halide bears a carboxyl functionality; and forming an amide derivative of the carboxyl functionality by reaction with an amine. Typically, a method involves a coupling reaction (*e.g.*, transition metal catalyzed

cross coupling reaction) and a reaction forming an amide moiety. Such a method can be represented in the following schematic:



[00326] In one aspect, the coupling step is performed prior to the forming step.

5 [00327] In one aspect, the method further comprises the step of converting the carboxyl functionality to a carboxylic acid. In one aspect, the carboxyl functionality is an ester moiety.

[00328] In a further aspect, the aryl halide bears the carboxyl functionality.

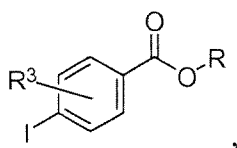
[00329] In one aspect, the halide is Br, I, or pseudohalide.

[00330] In one aspect, the amine is an optionally substituted primary amine or an
10 optionally substituted secondary amine. In a further aspect, the amine is an optionally substituted cyclic amine.

[00331] In one aspect, the coupling step is palladium-catalyzed cross-coupling.

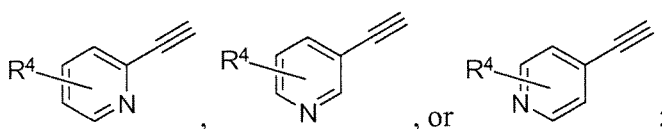
[00332] In one aspect, the forming step is performed with PS-carbodiimide and 1-hydroxybenzotriazole.

15 [00333] In one aspect, the aryl halide has a structure represented by a formula:



wherein R is optionally substituted alkyl; and wherein R³ comprises four substituents independently selected from hydrogen, halogen, and optionally substituted alkyl.

[00334] In one aspect, the arylacetylene has a structure represented by a formula:



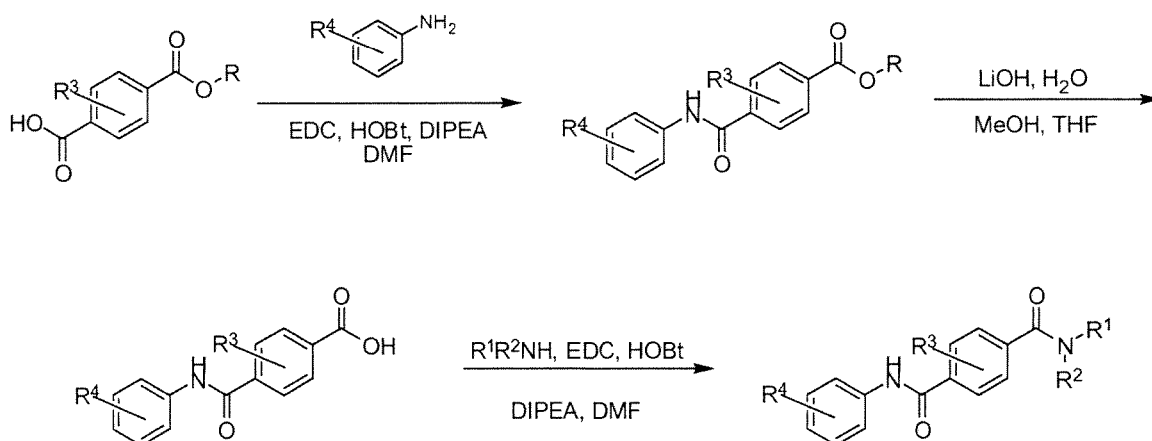
wherein R⁴ comprises four substituents independently selected from hydrogen, halogen, and optionally substituted alkyl.

[00335] It is understood that the method can be used to provide the disclosed compounds.

6. N¹-PHENYLTEREPHTHALAMIDE DERIVATIVES

[00336] In one aspect, in the invention relates to a method for preparing a N¹-phenylterephthalamide derivative comprising the steps of reacting an aniline compound with a benzoic acid compound, wherein the benzoic acid compound bears a carboxyl functionality; and forming an amide derivative of the carboxyl functionality by reaction with an amine.

Typically, a method involves two separate reactions forming amide moieties. Such a method can be represented in the following schematic:



[00337] In one aspect, the reacting step is performed prior to the forming step.

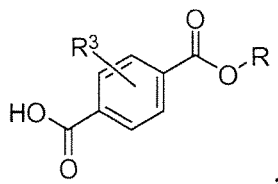
- 5 [00338] In one aspect, the method further comprises the step of converting the carboxyl functionality to a carboxylic acid. In a further aspect, the carboxyl functionality is an ester moiety.

- [00339] In one aspect, the amine is an optionally substituted primary amine or an optionally substituted secondary amine. In a further aspect, the amine is an optionally substituted cyclic amine.
- 10

[00340] In one aspect, the reacting step is performed with 1-ethyl-3-[3-dimethylaminopropyl]carbodiimide hydrochloride and 1-hydroxybenzotriazole.

[00341] In one aspect, the forming step is performed with 1-ethyl-3-[3-dimethylaminopropyl]carbodiimide hydrochloride and 1-hydroxybenzotriazole.

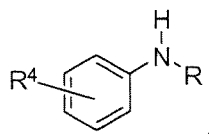
- 15 [00342] In one aspect, the benzoic acid compound has a structure represented by a formula:



wherein R is optionally substituted alkyl; and wherein R³ comprises four substituents

independently selected from hydrogen, halogen, and optionally substituted alkyl.

[00343] In one aspect, the aniline compound has a structure represented by a formula:



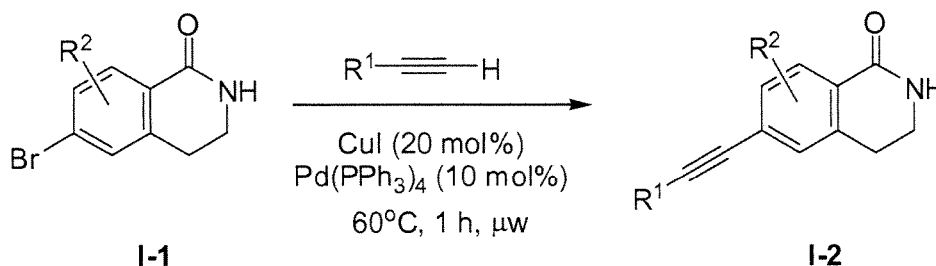
wherein R is H or optionally substituted alkyl; and wherein R^4 comprises five substituents
5 independently selected from hydrogen, halogen, and optionally substituted alkyl.

7. CYCLIC BENAMIDES

[00344] In a further aspect, the disclosed methods can be useful in providing
compounds having a bicyclic benzamide structure, which compounds can be useful as
positive allosteric modulators (potentiators) of the metabotropic glutamate receptor subtype 5
10 (mGluR5).

[00345] Reactions used to generate the compounds of this invention are prepared by
employing reactions as shown in Reaction Schemes I and II, in addition to other standard
manipulations known in the literature or to one skilled in the art. The following examples are
provided so that the invention might be more fully understood, are illustrative only, and
15 should not be construed as limiting.

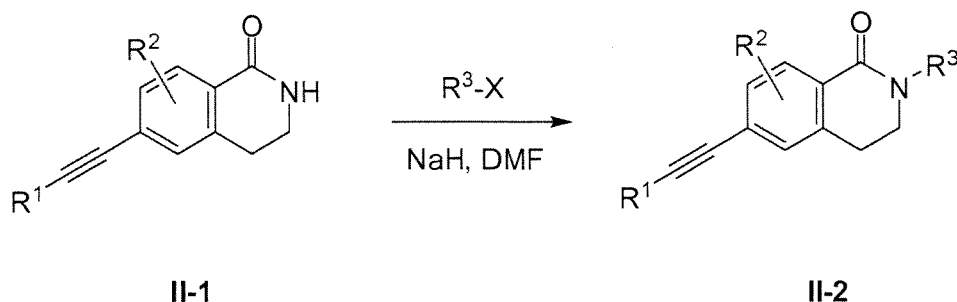
REACTION SCHEME I



[00346] As illustrated in Reaction Scheme I, a suitably substituted 6-bromo-3,4-
dihydro-2H-isoquinoline **I-1** is subjected to a Sonogashira/Castro-Stephens coupling reaction
20 employing catalytic copper (I) iodide and catalytic palladium (0) and a suitably functionalized

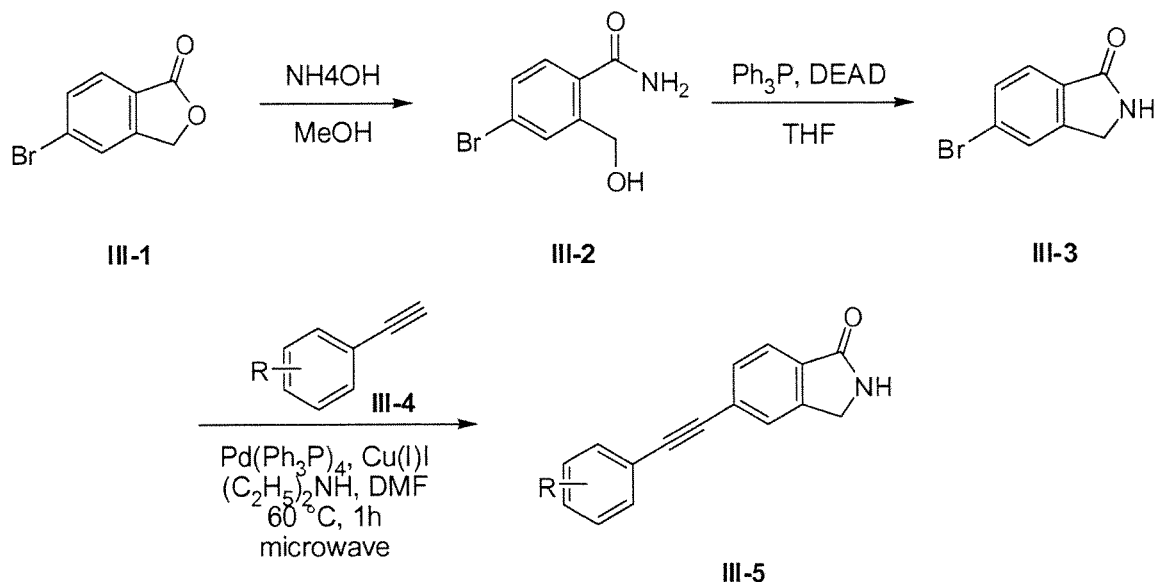
acetylene under microwave irradiation to deliver the corresponding product **I-2**. In this instance, the suitably substituted 6-bromo-3,4-dihydro-2H-isoquinolines **I-1** were commercially available, or could be easily prepared according to literature methods. The following examples are provided so that the invention might be ore fully understood. These
 5 examples are illustrative only and should not be construed as limiting in any way.

REACTION SCHEME II



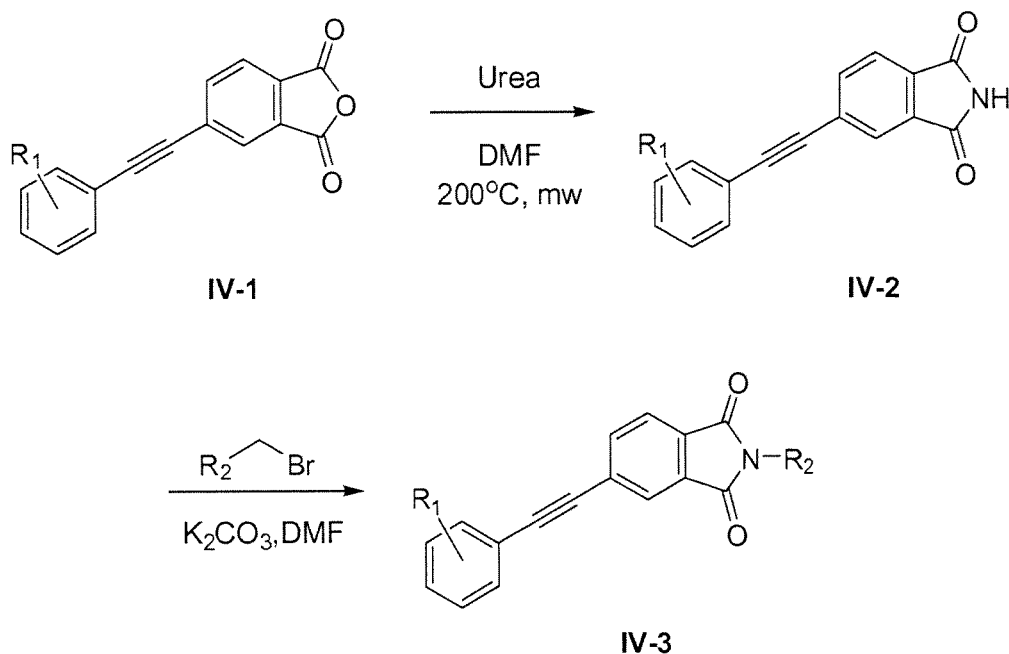
[00347] As illustrated in Reaction Scheme II, a suitably 6-substituted-3,4-dihydro-2H-isoquinoline **II-1** is subjected to an S_N2 reaction with a suitably functionalized electrophile
 10 ($R^3\text{-X}$) to deliver the corresponding product **II-2**. In this instance, the suitably substituted 6-substituted-3,4-dihydro-2H-isoquinoline **II-1** were prepared according to REACTION SCHEME I and the electrophiles were commercially available, or could be easily prepared according to literature methods. The following examples are provided so that the invention might be ore fully understood. These examples are illustrative only and should not be
 15 construed as limiting in any way.

REACTION SCHEME III



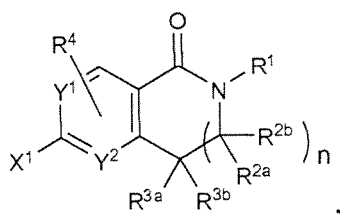
[00348] As illustrated in Reaction Scheme III, a suitably substituted 5-bromoisobenzofuran-1(3H)-one **III-1** is treated with ammonium hydroxide in methanol to afford 4-bromo-2-(hydroxymethyl)benzamide **III-2**, and a subsequent Mitsunobu reaction under standard conditions delivers 5-bromoindolin-1-one **III-3**. Intermediate **III-3** is subjected to a Sonogashira/Castro-Stephens coupling reaction employing catalytic copper (I) iodide and catalytic palladium (0) and a suitably functionalized acetylene **III-4** under microwave irradiation to deliver the corresponding product **III-5**. In this instance, the suitably substituted 5-bromoisobenzofuran-1(3H)-ones **III-1** were commercially available, or could be easily prepared according to literature methods. The following examples are provided so that the invention might be more fully understood. These examples are illustrative only and should not be construed as limiting in any way.

REACTION SCHEME IV



[00349] As illustrated in Reaction Scheme IV, a suitably substituted 5-(phenylethynyl)isobenzofuran-1,3-dione **IV-1** is treated with urea in DMF under microwave irradiation to afford 5-(phenylethynyl)isoindoline-1,3-dione **IV-2**. Intermediate **IV-2** is alkylated with a suitably functionalized alkyl halide (Cl, Br, I) to provide 2-alkyl-5-(phenylethynyl)isoindoline-1,3-dione **IV-3**. In this instance, the suitably substituted 5-(phenylethynyl)isobenzofuran-1,3-dione **IV-1** were commercially available, or could be easily prepared according to literature methods.

[00350] In one aspect, the invention relates to a method for preparing a compound comprising the steps of: providing a first reactant having a structure represented by a formula:

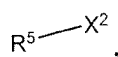


wherein n is 0, 1, 2, 3 or 4; wherein Y¹ and Y² are independently selected from C and N; wherein R¹ is selected from hydrogen and an organic radical comprising 1 to 12 carbon atoms

selected from optionally substituted C1-C6 alkyl or C2-C6 alkenyl or C2-C6 alkynyl,
 optionally substituted C1-C6 heteroalkyl or C2-C6 heteroalkenyl or C2-C6 heteroalkynyl,
 optionally substituted C3-C8 cycloalkyl or C3-C8 cycloalkenyl or C6-C8 cycloalkynyl,
 optionally substituted C3-C8 heterocycloalkyl or C3-C8 heterocycloalkenyl or C6-C8
 5 heterocycloalkynyl, optionally substituted aryl, optionally substituted heteroaryl, and $-(CH_2)_m$
 $-aryl$ or $-(CH_2)_m$ -heterocycle, wherein m is 1, 2, 3 or 4; wherein R^{2a} and R^{2b} , when present,
 together comprise =O or =S or each R^{2a} and R^{2b} is independently selected from hydrogen,
 halogen, hydroxyl, cyano, nitro, thiol, amino, and an organic radical comprising 1 to 6 carbon
 atoms selected from optionally substituted C1-C6 alkyl or C2-C6 alkenyl or C2-C6 alkynyl,
 10 optionally substituted C1-C6 heteroalkyl or C2-C6 heteroalkenyl or C2-C6 heteroalkynyl,
 optionally substituted C3-C6 cycloalkyl or C3-C6 cycloalkenyl or C6 cycloalkynyl, optionally
 substituted C3-C6 heterocycloalkyl or C3-C6 heterocycloalkenyl or C6 heterocycloalkynyl,
 optionally substituted aryl, optionally substituted heteroaryl, optionally substituted alkoxy,
 optionally substituted thioalkyl, optionally substituted alkylsulfinyl, optionally substituted
 15 alkylsulfonyl, and optionally substituted amino, thioamido, amidosulfonyl, alkoxycarbonyl,
 carboxamide, amino-carbonyl, and alkylamine-carbonyl; wherein R^{3a} and R^{3b} together
 comprise =O or =S or each R^{3a} and R^{3b} is independently selected from hydrogen, halogen,
 hydroxyl, cyano, nitro, thiol, amino, and an organic radical comprising 1 to 6 carbon atoms
 selected from optionally substituted C1-C6 alkyl or C2-C6 alkenyl or C2-C6 alkynyl,
 20 optionally substituted C1-C6 heteroalkyl or C2-C6 heteroalkenyl or C2-C6 heteroalkynyl,
 optionally substituted C3-C6 cycloalkyl or C3-C6 cycloalkenyl or C6 cycloalkynyl, optionally
 substituted C3-C8 heterocycloalkyl or C3-C6 heterocycloalkenyl or C6 heterocycloalkynyl,
 optionally substituted aryl, optionally substituted heteroaryl, optionally substituted alkoxy,
 optionally substituted thioalkyl, optionally substituted alkylsulfinyl, optionally substituted
 25 alkylsulfonyl, and optionally substituted amino, thioamido, amidosulfonyl, alkoxycarbonyl,
 carboxamide, amino-carbonyl, and alkylamine-carbonyl; wherein R^4 comprises one, two, or
 three substituents independently selected from hydrogen, halogen, hydroxyl, cyano, nitro,
 thiol, amino, and an organic radical comprising 1 to 12 carbon atoms selected from optionally
 substituted C1-C6 alkyl or C2-C6 alkenyl or C2-C6 alkynyl, optionally substituted C1-C6
 30 heteroalkyl or C2-C6 heteroalkenyl or C2-C6 heteroalkynyl, optionally substituted C3-C8
 cycloalkyl or C3-C8 cycloalkenyl or C6-C8 cycloalkynyl, optionally substituted C3-C8

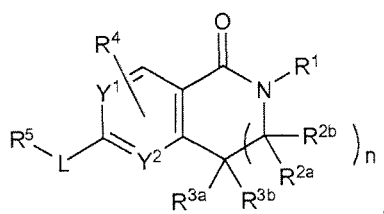
heterocycloalkyl or C3-C8 heterocycloalkenyl or C6-C8 heterocycloalkynyl, optionally substituted aryl, optionally substituted heteroaryl, optionally substituted alkoxy, optionally substituted thioalkyl, optionally substituted alkylsulfinyl, optionally substituted alkylsulfonyl, and optionally substituted amino, thioamido, amidosulfonyl, alkoxycarbonyl, carboxamide, amino-carbonyl, and alkylamine-carbonyl; and wherein X^1 comprises a halide, a pseudohalide, a carboxylic acid, a carboxylic acid derivative, a terminal acetylene moiety, an activated vinyl moiety, a N' -hydroxybenzimidamide, or a primary or secondary amine; or a pharmaceutically acceptable salt or N-oxide thereof;

providing a second reactant having a structure represented by a formula:



wherein R^5 is an organic radical comprising 4 to 14 carbon atoms selected from optionally substituted C3-C8 cycloalkyl or C3-C8 cycloalkenyl, optionally substituted C3-C6 heterocycloalkyl or C3-C6 heterocycloalkenyl, optionally substituted aryl, and optionally substituted heteroaryl; and wherein X^2 comprises a halide, a pseudohalide, a carboxylic acid, a carboxylic acid derivative, a terminal acetylene moiety, an activated vinyl moiety, a N' -hydroxybenzimidamide, or a primary or secondary amine;

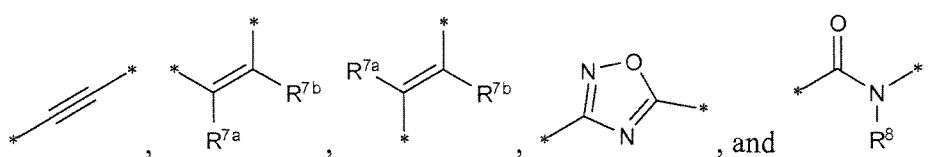
coupling the first reactant with the second reactant, thereby forming linking moiety L, to provide a compound having a structure represented by a formula:



wherein L is an organic divalent radical comprising 1 to 7 carbon atoms selected from optionally substituted C2-C6 alkenyl or C2-C6 alkynyl, optionally substituted C3-C6 cycloalkyl or C3-C6 cycloalkenyl, optionally substituted C3-C6 heterocycloalkyl or C3-C6 heterocycloalkenyl, optionally substituted aryl, optionally substituted heteroaryl, and optionally substituted amido; wherein, when X^1 is halide or pseudohalide, X^2 is a terminal

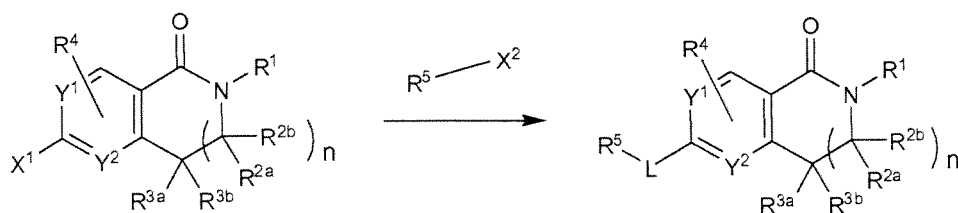
acetylene moiety, or an activated vinyl moiety; wherein, when X^1 is a carboxylic acid or a carboxylic acid derivative, X^2 is a N'-hydroxybenzimidamide, or a primary or secondary amine; wherein, when X^2 is halide or pseudohalide, X^1 is a terminal acetylene moiety, or an activated vinyl moiety; wherein, when X^2 is a carboxylic acid or a carboxylic acid derivative, X^1 is a N'-hydroxybenzimidamide, or a primary or secondary amine; and optionally, if R^1 is hydrogen, alkylating the lactam or imide moiety.

[00351] In a further aspect, L is selected from:



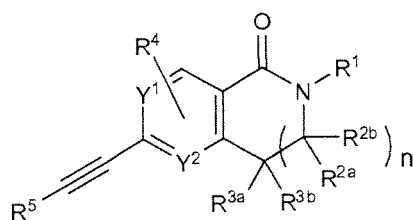
wherein R^{7a} and R^{7b} together form an optionally substituted carbocyclic or heterocyclic ring having from two to five carbons or are independently selected from hydrogen, halogen, hydroxyl, cyano, nitro, thiol, amino, and an organic radical comprising 1 to 5 carbon atoms selected from optionally substituted C1-C5 alkyl or C2-C5 alkenyl or C2-C5 alkynyl, optionally substituted C1-C5 heteroalkyl or C2-C5 heteroalkenyl or C2-C5 heteroalkynyl, optionally substituted C3-C5 cycloalkyl or C3-C5 cycloalkenyl, optionally substituted C3-C5 heterocycloalkyl or C3-C5 heterocycloalkenyl, optionally substituted aryl, optionally substituted heteroaryl, optionally substituted alkoxy, optionally substituted thioalkyl, optionally substituted alkylsulfinyl, optionally substituted alkylsulfonyl, and optionally substituted amino, thioamido, amidosulfonyl, alkoxycarbonyl, carboxamide, amino-carbonyl, and alkylamine-carbonyl; and wherein R^8 is selected from hydrogen and an organic radical comprising 1 to 6 carbon atoms selected from optionally substituted C1-C6 alkyl or C2-C6 alkenyl or C2-C6 alkynyl, optionally substituted C1-C6 heteroalkyl or C2-C6 heteroalkenyl or C2-C6 heteroalkynyl, optionally substituted C3-C6 cycloalkyl or C3-C6 cycloalkenyl or C6 cycloalkynyl, optionally substituted C3-C6 heterocycloalkyl or C3-C8 heterocycloalkenyl or C6 heterocycloalkynyl, optionally substituted aryl, and optionally substituted heteroaryl.

[00352] In a further aspect, when R^1 is H, a compound can be alkylated with an electrophilic alkyl functionality, for example, an alkyl halide or pseudohalide.

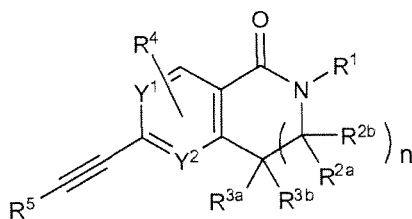


[00353] In a further aspect, the reactive vinyl moiety comprises a monosubstituted vinyl moiety, a vinyl boronic acid, a vinyl boronic ester, or a vinyltrialkylstannane.

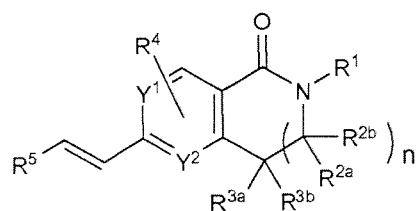
[00354] In a further aspect, the coupling step comprises a Sonogashira/Castro-Stephens coupling reaction; wherein X^1 comprises a halide or a pseudohalide; wherein X^2 comprises a terminal acetylene moiety; and wherein the compound has a structure represented by a formula:



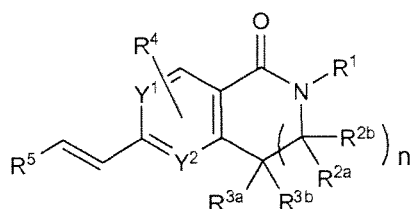
[00355] In a further aspect, the coupling step comprises a Sonogashira/Castro-Stephens coupling reaction; wherein X^1 comprises a terminal acetylene moiety; wherein X^2 comprises a halide or a pseudohalide; and wherein the compound has a structure represented by a formula:



[00356] In a further aspect, the coupling step comprises a Suzuki coupling reaction, wherein X^1 comprises a vinyl boronic acid or a vinyl boronic ester; wherein X^2 comprises a halide or a pseudohalide; and wherein the compound has a structure represented by a formula:

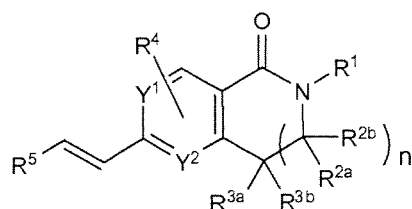


[00357] In a further aspect, the coupling step comprises a Suzuki coupling reaction, wherein X^1 comprises a halide or a pseudohalide; wherein X^2 comprises a vinyl boronic acid or a vinyl boronic ester; and wherein the compound has a structure represented by a formula:

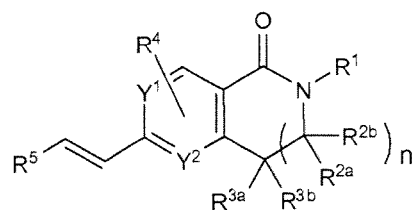


5

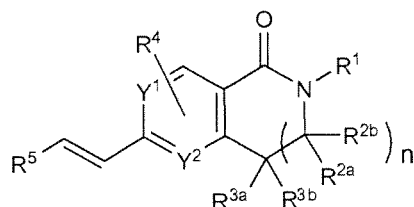
[00358] In a further aspect, the coupling step comprises a Stille coupling reaction; wherein X^1 comprises a vinyltrialkylstannane; wherein X^2 comprises a halide or a pseudohalide; and wherein the compound has a structure represented by a formula:



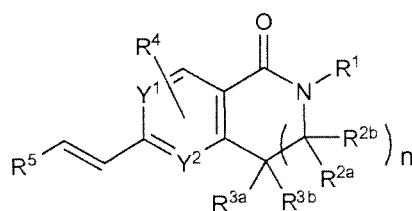
10 [00359] In a further aspect, the coupling step comprises a Stille coupling reaction; wherein X^1 comprises a halide or a pseudohalide; wherein X^2 comprises a vinyltrialkylstannane; and wherein the compound has a structure represented by a formula:



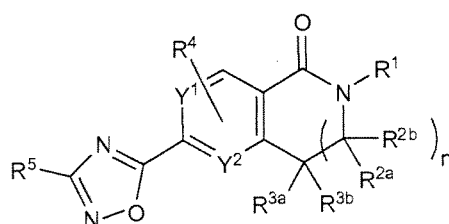
[00360] In a further aspect, the coupling step comprises a Heck reaction, wherein X^1 comprises a monosubstituted vinyl moiety; wherein X^2 comprises a halide or a pseudohalide; and wherein the compound has a structure represented by a formula:



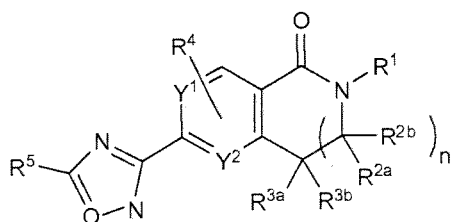
5 [00361] In a further aspect, the coupling step comprises a Heck reaction, wherein X^1 comprises a halide or a pseudohalide; wherein X^2 comprises a monosubstituted vinyl moiety; and wherein the compound has a structure represented by a formula:



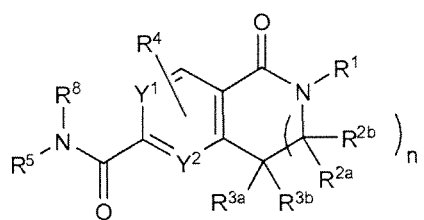
[00362] In a further aspect, the coupling step comprises a condensation reaction;
10 wherein X^1 comprises a carboxylic acid or a carboxylic acid derivative; wherein X^2 comprises a N'-hydroxybenzimidamide; and wherein the compound has a structure represented by a formula:



[00363] In a further aspect, the coupling step comprises a condensation reaction;
15 wherein X^1 comprises a N'-hydroxybenzimidamide; wherein X^2 comprises a carboxylic acid or a carboxylic acid derivative; and wherein the compound has a structure represented by a formula:

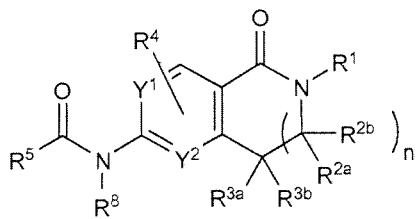


[00364] In a further aspect, the coupling step comprises an amide formation reaction; wherein X¹ comprises a carboxylic acid or a carboxylic acid derivative; wherein X² comprises a primary or secondary amine; and wherein the compound has a structure represented by a
5 formula:



wherein R⁸ is selected from hydrogen and an organic radical comprising 1 to 6 carbon atoms selected from optionally substituted C1-C6 alkyl or C2-C6 alkenyl or C2-C6 alkynyl, optionally substituted C1-C6 heteroalkyl or C2-C6 heteroalkenyl or C2-C6 heteroalkynyl,
10 optionally substituted C3-C6 cycloalkyl or C3-C6 cycloalkenyl or C6 cycloalkynyl, optionally substituted C3-C6 heterocycloalkyl or C3-C6 heterocycloalkenyl or C6 heterocycloalkynyl, optionally substituted aryl, and optionally substituted heteroaryl.

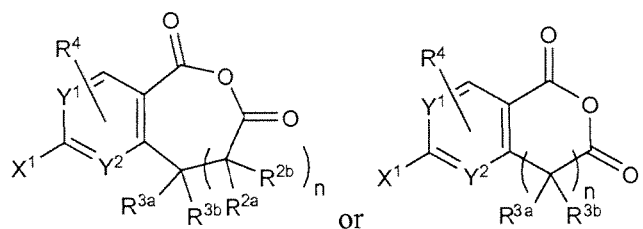
[00365] In a further aspect, the coupling step comprises an amide formation reaction; wherein X¹ comprises a primary or secondary amine; wherein X² comprises a carboxylic acid
15 or a carboxylic acid derivative; and wherein the compound has a structure represented by a formula:



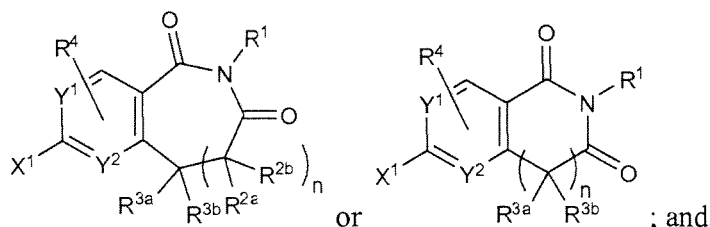
wherein R^8 is selected from hydrogen and an organic radical comprising 1 to 6 carbon atoms selected from optionally substituted C1-C6 alkyl or C2-C6 alkenyl or C2-C6 alkynyl, optionally substituted C1-C6 heteroalkyl or C2-C6 heteroalkenyl or C2-C6 heteroalkynyl, optionally substituted C3-C6 cycloalkyl or C3-C6 cycloalkenyl or C6 cycloalkynyl, optionally substituted C3-C6 heterocycloalkyl or C3-C6 heterocycloalkenyl or C6 heterocycloalkynyl, optionally substituted aryl, and optionally substituted heteroaryl.

[00366] In a further aspect, the providing a first reactant step comprises the steps of:

treating an anhydride having a structure represented by a formula:



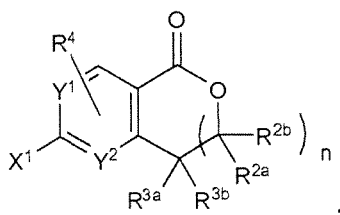
wherein n is 0 or 1; with ammonia or a primary amine to afford a compound having a structure represented by a formula:



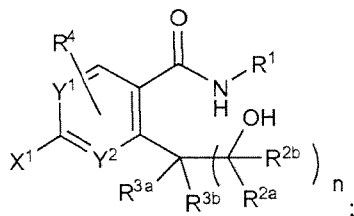
optionally, if R^1 is hydrogen, alkylating the imide moiety.

[00367] In a further aspect, the providing a first reactant step comprises the steps of:

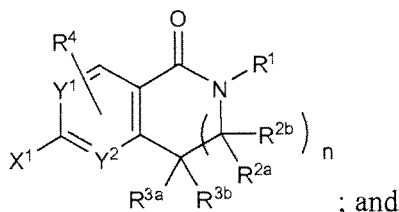
treating a lactone having a structure represented by a formula:



wherein n is 0, 1, 2, 3 or 4; with ammonia or a primary amine to afford an intermediate having a structure represented by a formula:



cyclizing the intermediate to afford a compound having a structure represented by a formula:

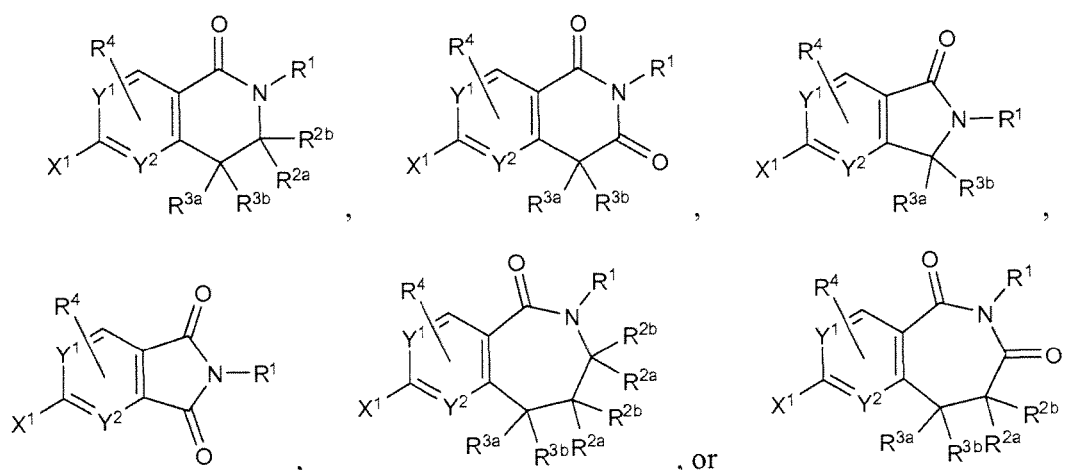


5

optionally, if R¹ is hydrogen, alkylating the lactam moiety.

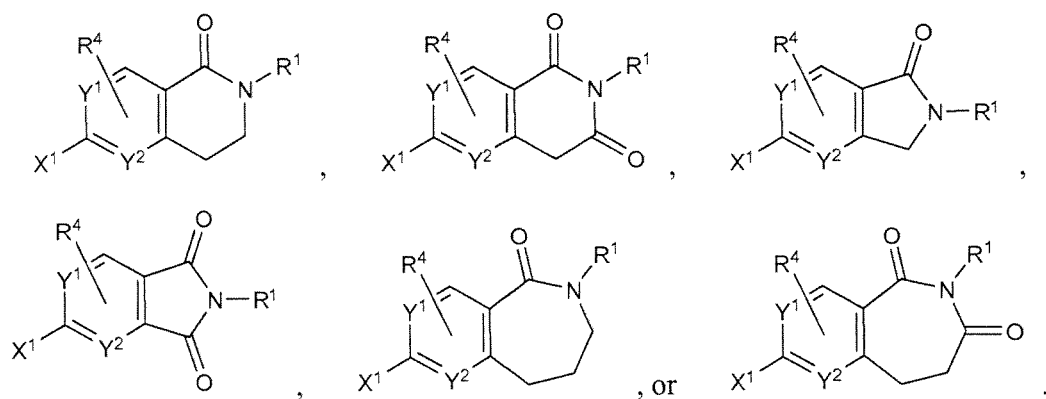
[00368] In a further aspect, the cyclizing step comprises subjecting the intermediate to Mitsunobu reaction conditions; or converting the hydroxyl functionality to a pseudohalide.

[00369] In a further aspect, the first reactant has a structure comprising a formula:

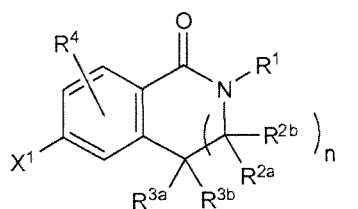


10

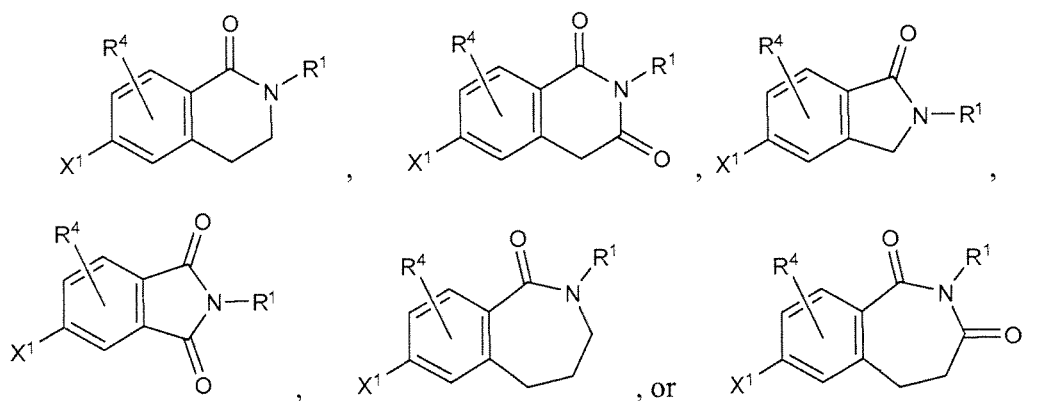
[00370] In a further aspect, the first reactant has a structure comprising a formula:



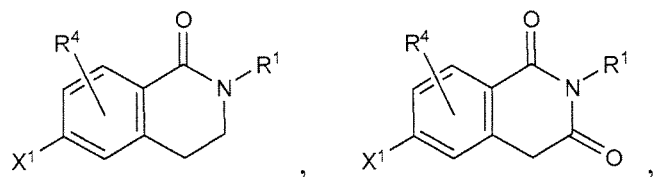
[00371] In a further aspect, the first reactant has a structure comprising a formula:

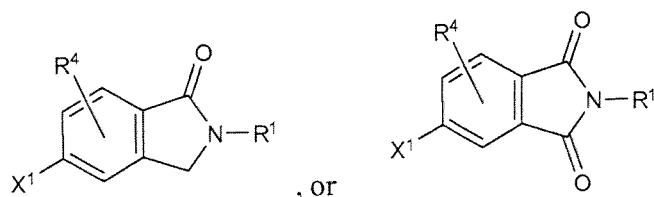


5 [00372] In a further aspect, the first reactant has a structure comprising a formula:

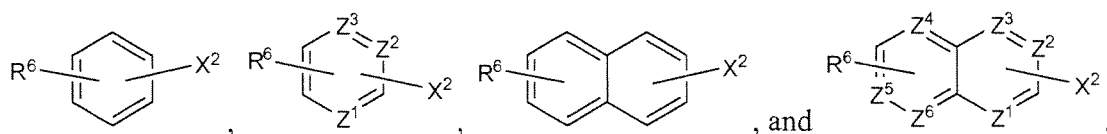


[00373] In a further aspect, the first reactant has a structure comprising a formula:



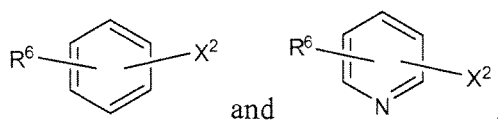


[00374] In a further aspect, the second reactant has a structure represented by a formula:



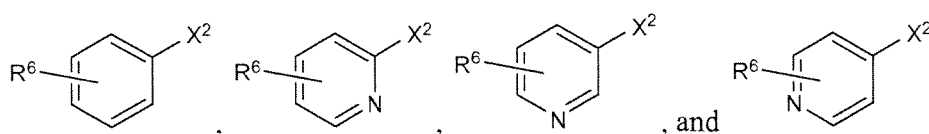
5 wherein Z^1 , Z^2 , Z^3 , Z^4 , Z^5 , and Z^6 are independently selected from C and N; and wherein R^6 comprises one, two, three, four, five, six, or seven substituents independently selected from hydrogen, halogen, hydroxyl, cyano, nitro, thiol, amino, and an organic radical comprising 1 to 10 carbon atoms selected from optionally substituted C1-C6 alkyl or C2-C6 alkenyl or C2-C6 alkynyl, optionally substituted C1-C6 heteroalkyl or C2-C6 heteroalkenyl or C2-C6
 10 heteroalkynyl, optionally substituted C3-C8 cycloalkyl or C3-C8 cycloalkenyl or C6-C8 cycloalkynyl, optionally substituted C3-C8 heterocycloalkyl or C3-C8 heterocycloalkenyl or C6-C8 heterocycloalkynyl, optionally substituted aryl, optionally substituted heteroaryl, optionally substituted alkoxy, optionally substituted thioalkyl, optionally substituted alkylsulfinyl, optionally substituted alkylsulfonyl, and optionally substituted amino,
 15 thioamido, amidosulfonyl, alkoxycarbonyl, carboxamide, amino-carbonyl, and alkylamine-carbonyl. In a further aspect, R^6 is selected from chloro, dimethylamino, fluoro, methoxy, methyl, and trifluoromethyl.

[00375] In a further aspect, the second reactant has a structure represented by a formula:

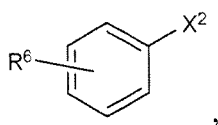


wherein R⁶ comprises one, two, three, four, or five substituents independently selected from hydrogen, halogen, hydroxyl, cyano, nitro, thiol, amino, and an organic radical comprising 1 to 10 carbon atoms selected from optionally substituted C1-C6 alkyl or C2-C6 alkenyl or C2-C6 alkynyl, optionally substituted C1-C6 heteroalkyl or C2-C6 heteroalkenyl or C2-C6 heteroalkynyl, optionally substituted C3-C8 cycloalkyl or C3-C8 cycloalkenyl or C6-C8 cycloalkynyl, optionally substituted C3-C8 heterocycloalkyl or C3-C8 heterocycloalkenyl or C6-C8 heterocycloalkynyl, optionally substituted aryl, optionally substituted heteroaryl, optionally substituted alkoxy, optionally substituted thioalkyl, optionally substituted alkylsulfinyl, optionally substituted alkylsulfonyl, and optionally substituted amino, thioamido, amidosulfonyl, alkoxycarbonyl, carboxamide, amino-carbonyl, and alkylamine-carbonyl.

[00376] In a further aspect, the second reactant has a structure represented by a formula:



[00377] In a further aspect, the second reactant has a structure represented by a formula:



wherein R⁶ comprises one or two substituents independently selected from hydrogen, halogen, hydroxyl, cyano, nitro, thiol, amino, and an organic radical comprising 1 to 10 carbon atoms selected from optionally substituted C1-C6 alkyl or C2-C6 alkenyl or C2-C6 alkynyl, optionally substituted C1-C6 heteroalkyl or C2-C6 heteroalkenyl or C2-C6 heteroalkynyl, optionally substituted C3-C8 cycloalkyl or C3-C8 cycloalkenyl or C6-C8 cycloalkynyl, optionally substituted C3-C8 heterocycloalkyl or C3-C8 heterocycloalkenyl or C6-C8 heterocycloalkynyl, optionally substituted aryl, optionally substituted heteroaryl, optionally substituted alkoxy, optionally substituted thioalkyl, optionally substituted

alkylsulfinyl, optionally substituted alkylsulfonyl, and optionally substituted amino, thioamido, amidosulfonyl, alkoxycarbonyl, carboxamide, amino-carbonyl, and alkylamine-carbonyl.

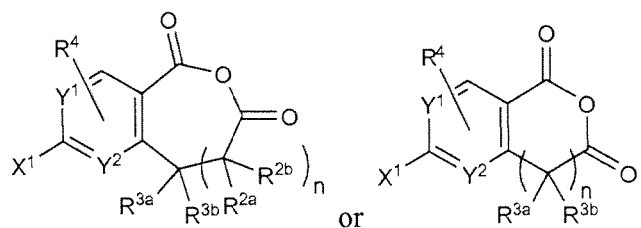
[00378] In a further aspect, the alkylating step is performed by reaction with a base and an alkyl halide or alkyl pseudohalide. In a further aspect, the base is sodium hydride.

[00379] In a further aspect, the alkyl moiety of the alkyl halide or alkyl pseudohalide comprises an organic radical comprising 1 to 12 carbon atoms selected from optionally substituted C1-C6 alkyl or C2-C6 alkenyl or C2-C6 alkynyl, optionally substituted C1-C6 heteroalkyl or C2-C6 heteroalkenyl or C2-C6 heteroalkynyl, optionally substituted C3-C8 cycloalkyl or C3-C8 cycloalkenyl or C6-C8 cycloalkynyl, optionally substituted C3-C8 heterocycloalkyl or C3-C8 heterocycloalkenyl or C6-C8 heterocycloalkynyl, optionally substituted aryl, optionally substituted heteroaryl, or $-(CH_2)_m$ -aryl or $-(CH_2)_m$ -heterocycle, wherein m is 1, 2, 3 or 4.

[00380] In a further aspect, the alkylating step is performed before the coupling step.

[00381] In one aspect, the invention related to a method for preparing a compound comprising the steps of:

providing a reactant comprising an anhydride having a structure represented by a formula:

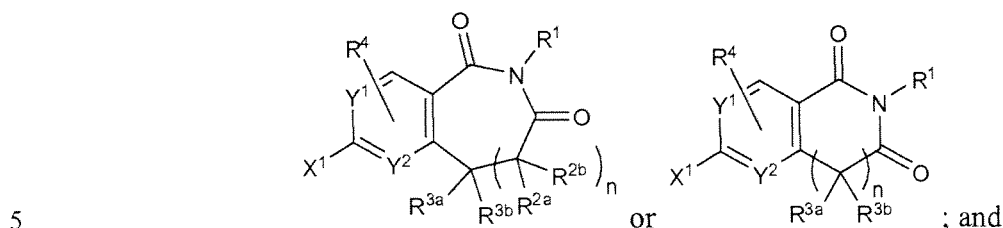


wherein n is 0 or 1; wherein Y¹ and Y² are independently selected from C and N; wherein R^{2a} and R^{2b}, when present, together comprise =O or =S or each R^{2a} and R^{2b} is independently selected from hydrogen, halogen, hydroxyl, cyano, nitro, thiol, amino, and an organic radical comprising 1 to 6 carbon atoms selected from optionally substituted C1-C6 alkyl or C2-C6 alkenyl or C2-C6 alkynyl, optionally substituted C1-C6 heteroalkyl or C2-C6 heteroalkenyl or C2-C6 heteroalkynyl, optionally substituted C3-C6 cycloalkyl or C3-C6 cycloalkenyl or C6

cycloalkynyl, optionally substituted C3-C6 heterocycloalkyl or C3-C6 heterocycloalkenyl or C6 heterocycloalkynyl, optionally substituted aryl, optionally substituted heteroaryl, optionally substituted alkoxy, optionally substituted thioalkyl, optionally substituted alkylsulfinyl, optionally substituted alkylsulfonyl, and optionally substituted amino, thioamido, amidosulfonyl, alkoxycarbonyl, carboxamide, amino-carbonyl, and alkylamine-carbonyl; wherein R^{3a} and R^{3b} together comprise =O or =S or each R^{3a} and R^{3b} is independently selected from hydrogen, halogen, hydroxyl, cyano, nitro, thiol, amino, and an organic radical comprising 1 to 6 carbon atoms selected from optionally substituted C1-C6 alkyl or C2-C6 alkenyl or C2-C6 alkynyl, optionally substituted C1-C6 heteroalkyl or C2-C6 heteroalkenyl or C2-C6 heteroalkynyl, optionally substituted C3-C6 cycloalkyl or C3-C6 cycloalkenyl or C6 cycloalkynyl, optionally substituted C3-C8 heterocycloalkyl or C3-C6 heterocycloalkenyl or C6 heterocycloalkynyl, optionally substituted aryl, optionally substituted heteroaryl, optionally substituted alkoxy, optionally substituted thioalkyl, optionally substituted alkylsulfinyl, optionally substituted alkylsulfonyl, and optionally substituted amino, thioamido, amidosulfonyl, alkoxycarbonyl, carboxamide, amino-carbonyl, and alkylamine-carbonyl; wherein R⁴ comprises one, two, or three substituents independently selected from hydrogen, halogen, hydroxyl, cyano, nitro, thiol, amino, and an organic radical comprising 1 to 12 carbon atoms selected from optionally substituted C1-C6 alkyl or C2-C6 alkenyl or C2-C6 alkynyl, optionally substituted C1-C6 heteroalkyl or C2-C6 heteroalkenyl or C2-C6 heteroalkynyl, optionally substituted C3-C8 cycloalkyl or C3-C8 cycloalkenyl or C6-C8 cycloalkynyl, optionally substituted C3-C8 heterocycloalkyl or C3-C8 heterocycloalkenyl or C6-C8 heterocycloalkynyl, optionally substituted aryl, optionally substituted heteroaryl, optionally substituted alkoxy, optionally substituted thioalkyl, optionally substituted alkylsulfinyl, optionally substituted alkylsulfonyl, and optionally substituted amino, thioamido, amidosulfonyl, alkoxycarbonyl, carboxamide, amino-carbonyl, and alkylamine-carbonyl; wherein R⁵ is an organic radical comprising 4 to 14 carbon atoms selected from optionally substituted C3-C8 cycloalkyl or C3-C8 cycloalkenyl, optionally substituted C3-C6 heterocycloalkyl or C3-C6 heterocycloalkenyl, optionally substituted aryl, and optionally substituted heteroaryl; and wherein X¹ comprises a halide or a pseudohalide or -L-R⁵, wherein L is an organic divalent radical comprising 1 to 7 carbon atoms and R⁵ is an organic

radical comprising 4 to 14 carbon atoms; or a pharmaceutically acceptable salt or N-oxide thereof;

treating the reactant with ammonia or a primary amine to afford a compound having a structure represented by a formula:

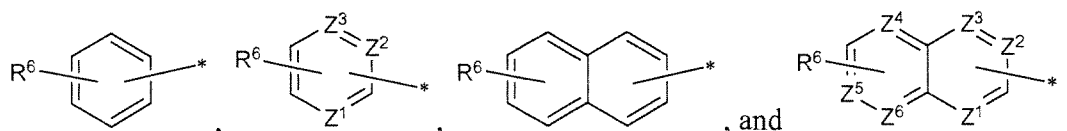


optionally, if R¹ is hydrogen, alkylating the imide moiety.

[00382] In a further aspect, R¹ is selected from 2-(4-hydroxypiperidin-1-yl)-2-oxoethyl, 2-(4-hydroxypiperidin-1-yl)ethyl, 2-(azetidin-1-yl), 2-acetamide, 2-morpholino-2-oxoethyl, 2-morpholinoethyl, benzyl, benzyl 2-acetate, cyclobutylmethyl, cyclopropylmethyl, ethyl 2-propanoate, hydrogen, methyl, N-(2-(dimethylamino)ethyl acetamide, N-2-methoxyethyl acetamide, N-cyclopropyl-2-acetamide, and N-cyclopropylmethyl acetamide.

10

[00383] In a further aspect, R⁵ is selected from:



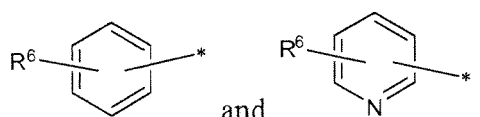
wherein Z¹, Z², Z³, Z⁴, Z⁵, and Z⁶ are independently selected from C and N; and wherein R⁶ comprises one, two, three, four, five, six, or seven substituents independently selected from hydrogen, halogen, hydroxyl, cyano, nitro, thiol, amino, and an organic radical comprising 1 to 10 carbon atoms selected from optionally substituted C1-C6 alkyl or C2-C6 alkenyl or C2-C6 alkynyl, optionally substituted C1-C6 heteroalkyl or C2-C6 heteroalkenyl or C2-C6 heteroalkynyl, optionally substituted C3-C8 cycloalkyl or C3-C8 cycloalkenyl or C6-C8 cycloalkynyl, optionally substituted C3-C8 heterocycloalkyl or C3-C8 heterocycloalkenyl or C6-C8 heterocycloalkynyl, optionally substituted aryl, optionally substituted heteroaryl, optionally substituted alkoxy, optionally substituted thioalkyl, optionally substituted

15

20

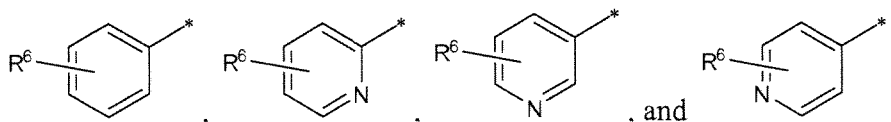
alkylsulfinyl, optionally substituted alkylsulfonyl, and optionally substituted amino, thioamido, amidosulfonyl, alkoxycarbonyl, carboxamide, amino-carbonyl, and alkylamine-carbonyl. In a further aspect, R⁶ is selected from chloro, dimethylamino, fluoro, methoxy, methyl, and trifluoromethyl.

5 [00384] In a further aspect, R⁵ is selected from:

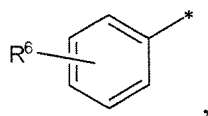


wherein R⁶ comprises one, two, three, four, or five substituents independently selected from hydrogen, halogen, hydroxyl, cyano, nitro, thiol, amino, and an organic radical comprising 1 to 10 carbon atoms selected from optionally substituted C1-C6 alkyl or C2-C6 alkenyl or C2-C6 alkynyl, optionally substituted C1-C6 heteroalkyl or C2-C6 heteroalkenyl or C2-C6 heteroalkynyl, optionally substituted C3-C8 cycloalkyl or C3-C8 cycloalkenyl or C6-C8 cycloalkynyl, optionally substituted C3-C8 heterocycloalkyl or C3-C8 heterocycloalkenyl or C6-C8 heterocycloalkynyl, optionally substituted aryl, optionally substituted heteroaryl, optionally substituted alkoxy, optionally substituted thioalkyl, optionally substituted alkylsulfinyl, optionally substituted alkylsulfonyl, and optionally substituted amino, thioamido, amidosulfonyl, alkoxycarbonyl, carboxamide, amino-carbonyl, and alkylamine-carbonyl.

[00385] In a further aspect, R⁵ is selected from:

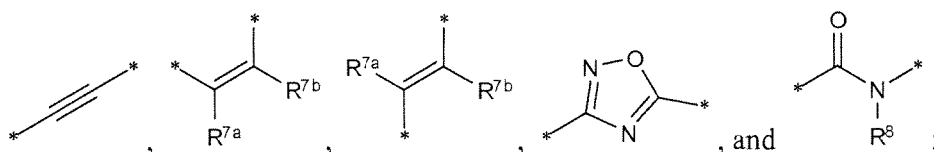


20 [00386] In a further aspect, R⁵ is comprises a structure having a formula:



wherein R^6 comprises one or two substituents independently selected from hydrogen, halogen, hydroxyl, cyano, nitro, thiol, amino, and an organic radical comprising 1 to 10 carbon atoms selected from optionally substituted C1-C6 alkyl or C2-C6 alkenyl or C2-C6 alkynyl, optionally substituted C1-C6 heteroalkyl or C2-C6 heteroalkenyl or C2-C6 heteroalkynyl, optionally substituted C3-C8 cycloalkyl or C3-C8 cycloalkenyl or C6-C8 cycloalkynyl, optionally substituted C3-C8 heterocycloalkyl or C3-C8 heterocycloalkenyl or C6-C8 heterocycloalkynyl, optionally substituted aryl, optionally substituted heteroaryl, optionally substituted alkoxy, optionally substituted thioalkyl, optionally substituted alkylsulfinyl, optionally substituted alkylsulfonyl, and optionally substituted amino, thioamido, amidosulfonyl, alkoxycarbonyl, carboxamide, amino-carbonyl, and alkylamine-carbonyl.

[00387] In a further aspect, L is selected from:



wherein R^{7a} and R^{7b} together form an optionally substituted carbocyclic or heterocyclic ring having from two to five carbons or are independently selected from hydrogen, halogen, hydroxyl, cyano, nitro, thiol, amino, and an organic radical comprising 1 to 5 carbon atoms selected from optionally substituted C1-C6 alkyl or C2-C6 alkenyl or C2-C6 alkynyl, optionally substituted C1-C6 heteroalkyl or C2-C6 heteroalkenyl or C2-C6 heteroalkynyl, optionally substituted C3-C8 cycloalkyl or C3-C8 cycloalkenyl or C6-C8 cycloalkynyl, optionally substituted C3-C8 heterocycloalkyl or C3-C8 heterocycloalkenyl or C6-C8 heterocycloalkynyl, optionally substituted aryl, optionally substituted heteroaryl, optionally substituted alkoxy, optionally substituted thioalkyl, optionally substituted alkylsulfinyl, optionally substituted alkylsulfonyl, and optionally substituted amino, thioamido, amidosulfonyl, alkoxycarbonyl, carboxamide, amino-carbonyl, and alkylamine-carbonyl; and wherein R^8 is selected from hydrogen and an organic radical comprising 1 to 6 carbon atoms selected from optionally substituted C1-C6 alkyl or C2-C6 alkenyl or C2-C6 alkynyl, optionally substituted C1-C6 heteroalkyl or C2-C6 heteroalkenyl or C2-C6 heteroalkynyl,

optionally substituted C3-C8 cycloalkyl or C3-C8 cycloalkenyl or C6-C8 cycloalkynyl, optionally substituted C3-C8 heterocycloalkyl or C3-C8 heterocycloalkenyl or C6-C8 heterocycloalkynyl, optionally substituted aryl, and optionally substituted heteroaryl.

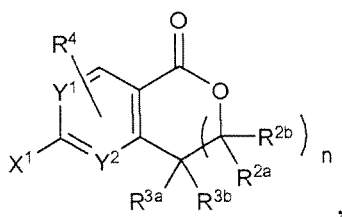
[00388] In a further aspect, the alkylating step is performed by reaction with a base and an alkyl halide or alkyl pseudohalide. In a further aspect, the base is sodium hydride.

[00389] In a further aspect, the alkyl moiety of the alkyl halide or alkyl pseudohalide comprises an organic radical comprising 1 to 12 carbon atoms selected from optionally substituted C1-C6 alkyl or C2-C6 alkenyl or C2-C6 alkynyl, optionally substituted C1-C6 heteroalkyl or C2-C6 heteroalkenyl or C2-C6 heteroalkynyl, optionally substituted C3-C8 cycloalkyl or C3-C8 cycloalkenyl or C6-C8 cycloalkynyl, optionally substituted C3-C8 heterocycloalkyl or C3-C8 heterocycloalkenyl or C6-C8 heterocycloalkynyl, optionally substituted aryl, optionally substituted heteroaryl, and $-(CH_2)_m$ -aryl or $-(CH_2)_m$ -heterocycle, wherein m is 1, 2, 3 or 4.

[00390] In a further aspect, the alkylating step is performed before the coupling step.

[00391] In one aspect, the invention relates to a method for preparing a compound comprising the steps of:

providing a reactant comprising a lactone having a structure represented by a formula:

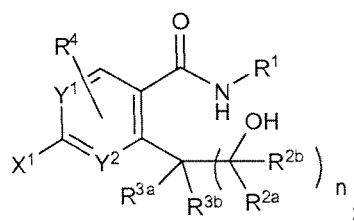


wherein n is 0, 1, 2, 3 or 4; wherein Y^1 and Y^2 are independently selected from C and N; wherein R^{2a} and R^{2b} , when present, together comprise =O or =S or each R^{2a} and R^{2b} is independently selected from hydrogen, halogen, hydroxyl, cyano, nitro, thiol, amino, and an organic radical comprising 1 to 6 carbon atoms selected from optionally substituted C1-C6 alkyl or C2-C6 alkenyl or C2-C6 alkynyl, optionally substituted C1-C6 heteroalkyl or C2-C6 heteroalkenyl or C2-C6 heteroalkynyl, optionally substituted C3-C6 cycloalkyl or C3-C6

cycloalkenyl or C6 cycloalkynyl, optionally substituted C3-C6 heterocycloalkyl or C3-C6 heterocycloalkenyl or C6 heterocycloalkynyl, optionally substituted aryl, optionally substituted heteroaryl, optionally substituted alkoxyl, optionally substituted thioalkyl, optionally substituted alkylsulfinyl, optionally substituted alkylsulfonyl, and optionally substituted amino, thioamido, amidosulfonyl, alkoxycarbonyl, carboxamide, amino-carbonyl, and alkylamine-carbonyl; wherein R^{3a} and R^{3b} together comprise =O or =S or each R^{3a} and R^{3b} is independently selected from hydrogen, halogen, hydroxyl, cyano, nitro, thiol, amino, and an organic radical comprising 1 to 6 carbon atoms selected from optionally substituted C1-C6 alkyl or C2-C6 alkenyl or C2-C6 alkynyl, optionally substituted C1-C6 heteroalkyl or C2-C6 heteroalkenyl or C2-C6 heteroalkynyl, optionally substituted C3-C6 cycloalkyl or C3-C6 cycloalkenyl or C6 cycloalkynyl, optionally substituted C3-C6 heterocycloalkyl or C3-C6 heterocycloalkenyl or C6 heterocycloalkynyl, optionally substituted aryl, optionally substituted heteroaryl, optionally substituted alkoxyl, optionally substituted thioalkyl, optionally substituted alkylsulfinyl, optionally substituted alkylsulfonyl, and optionally substituted amino, thioamido, amidosulfonyl, alkoxycarbonyl, carboxamide, amino-carbonyl, and alkylamine-carbonyl; wherein R⁴ comprises one, two, or three substituents independently selected from hydrogen, halogen, hydroxyl, cyano, nitro, thiol, amino, and an organic radical comprising 1 to 12 carbon atoms selected from optionally substituted C1-C6 alkyl or C2-C6 alkenyl or C2-C6 alkynyl, optionally substituted C1-C6 heteroalkyl or C2-C6 heteroalkenyl or C2-C6 heteroalkynyl, optionally substituted C3-C8 cycloalkyl or C3-C8 cycloalkenyl or C6-C8 cycloalkynyl, optionally substituted C3-C8 heterocycloalkyl or C3-C8 heterocycloalkenyl or C6-C8 heterocycloalkynyl, optionally substituted aryl, optionally substituted heteroaryl, optionally substituted alkoxyl, optionally substituted thioalkyl, optionally substituted alkylsulfinyl, optionally substituted alkylsulfonyl, and optionally substituted amino, thioamido, amidosulfonyl, alkoxycarbonyl, carboxamide, amino-carbonyl, and alkylamine-carbonyl; wherein R⁵ is an organic radical comprising 4 to 14 carbon atoms selected from optionally substituted C3-C8 cycloalkyl or C3-C8 cycloalkenyl, optionally substituted C3-C6 heterocycloalkyl or C3-C6 heterocycloalkenyl, optionally substituted aryl, and optionally substituted heteroaryl; and wherein X¹ comprises a halide or a pseudohalide or -L-R⁵, wherein L is an organic divalent radical comprising 1 to 7 carbon atoms and R⁵ is an organic

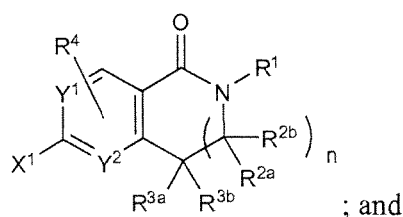
radical comprising 4 to 14 carbon atoms; or a pharmaceutically acceptable salt or N-oxide thereof;

treating the reactant with ammonia or a primary amine to afford an intermediate having a structure represented by a formula:



5

cyclizing the intermediate to afford a compound having a structure represented by a formula:

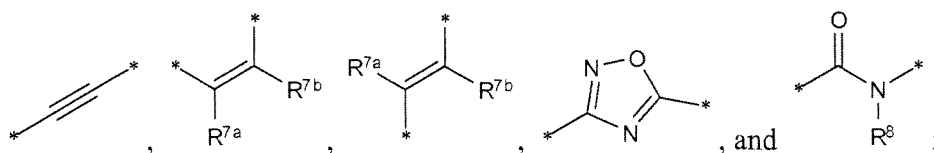


optionally, if R¹ is hydrogen, alkylating the lactam moiety.

[00392] In a further aspect, the cyclizing step comprises subjecting the intermediate to

10 Mitsunobu reaction conditions; or converting the hydroxyl functionality to a pseudohalide.

[00393] In a further aspect, L is selected from:



wherein R^{7a} and R^{7b} together form an optionally substituted carbocyclic or heterocyclic ring having from two to five carbons or are independently selected from hydrogen, halogen, hydroxyl, cyano, nitro, thiol, amino, and an organic radical comprising 1 to 5 carbon atoms selected from optionally substituted C1-C5 alkyl or C2-C5 alkenyl or C2-C5 alkynyl, optionally substituted C1-C5 heteroalkyl or C2-C5 heteroalkenyl or C2-C5 heteroalkynyl,

15

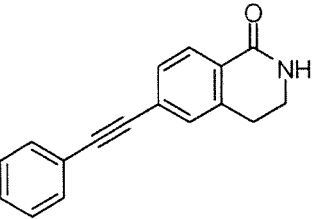
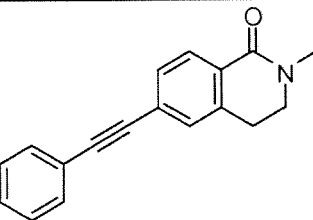
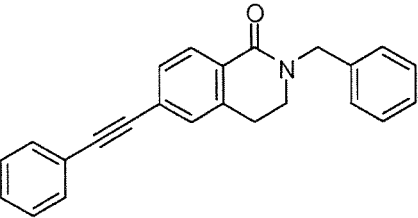
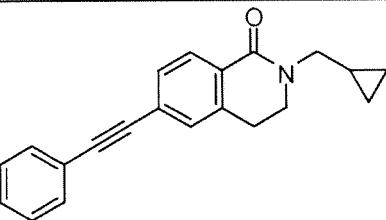
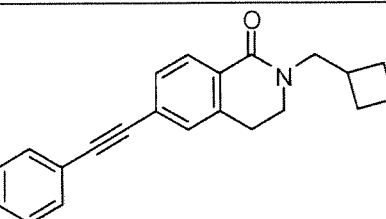
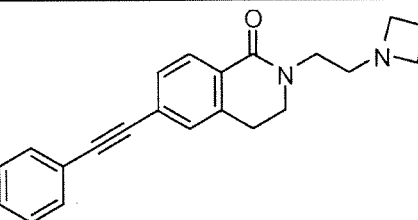
optionally substituted C3-C5 cycloalkyl or C3-C5 cycloalkenyl, optionally substituted C3-C5 heterocycloalkyl or C3-C5 heterocycloalkenyl, optionally substituted aryl, optionally substituted heteroaryl, optionally substituted alkoxy, optionally substituted thioalkyl, optionally substituted alkylsulfinyl, optionally substituted alkylsulfonyl, and optionally substituted amino, thioamido, amidosulfonyl, alkoxy-carbonyl, carboxamide, amino-carbonyl, and alkylamine-carbonyl; and wherein R⁸ is selected from hydrogen and an organic radical comprising 1 to 6 carbon atoms selected from optionally substituted C1-C6 alkyl or C2-C6 alkenyl or C2-C6 alkynyl, optionally substituted C1-C6 heteroalkyl or C2-C6 heteroalkenyl or C2-C6 heteroalkynyl, optionally substituted C3-C6 cycloalkyl or C3-C6 cycloalkenyl or C6 cycloalkynyl, optionally substituted C3-C6 heterocycloalkyl or C3-C6 heterocycloalkenyl or C6 heterocycloalkynyl, optionally substituted aryl, and optionally substituted heteroaryl.

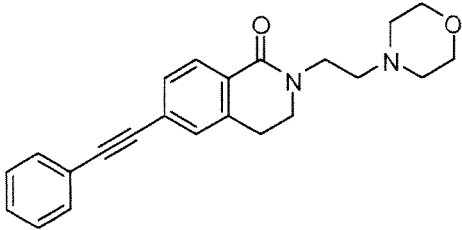
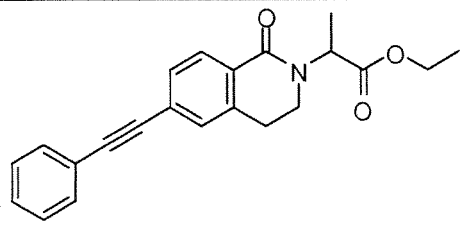
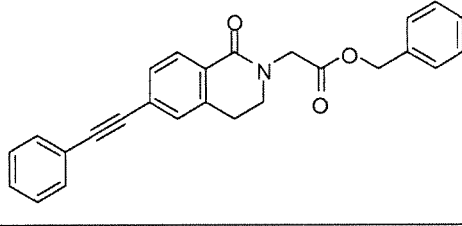
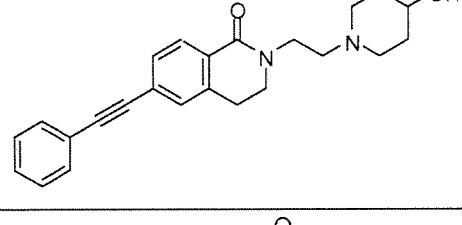
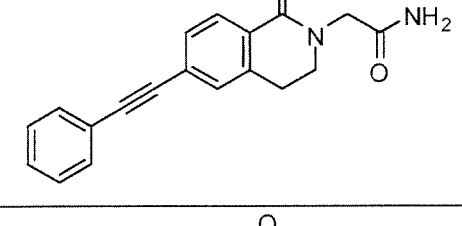
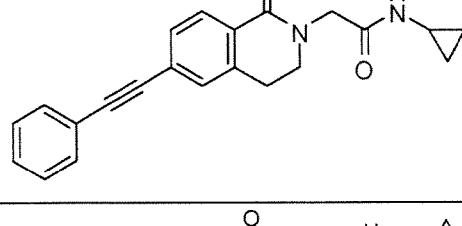
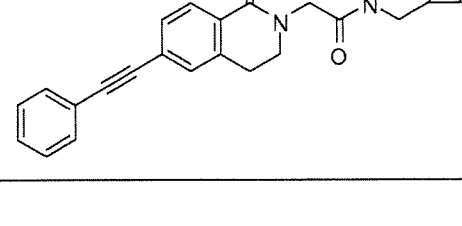
[00394] In a further aspect, the alkylating step is performed by reaction with a base and an alkyl halide or alkyl pseudohalide. In a further aspect, the base is sodium hydride.

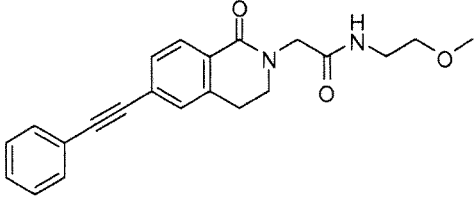
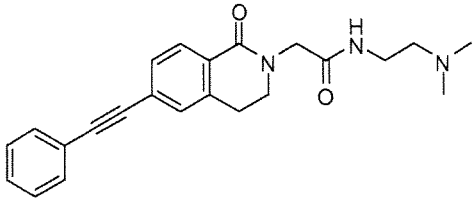
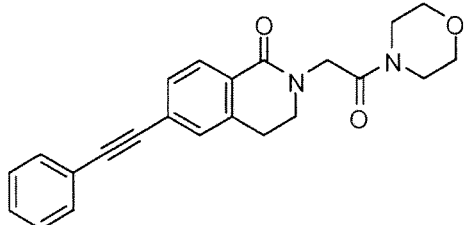
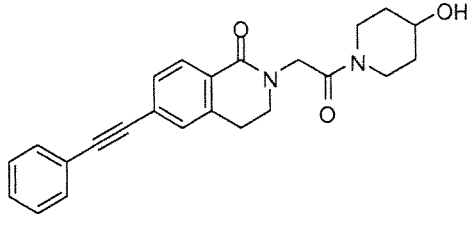
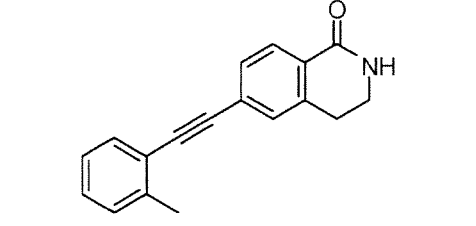
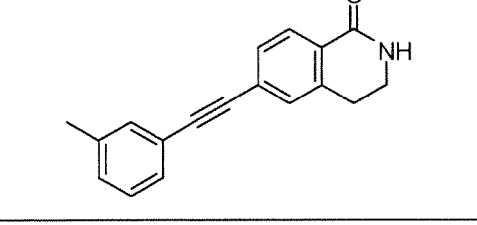
[00395] In a further aspect, the alkyl moiety of the alkyl halide or alkyl pseudohalide comprises an organic radical comprising 1 to 12 carbon atoms selected from optionally substituted C1-C6 alkyl or C2-C6 alkenyl or C2-C6 alkynyl, optionally substituted C1-C6 heteroalkyl or C2-C6 heteroalkenyl or C2-C6 heteroalkynyl, optionally substituted C3-C8 cycloalkyl or C3-C8 cycloalkenyl or C6-C8 cycloalkynyl, optionally substituted C3-C8 heterocycloalkyl or C3-C8 heterocycloalkenyl or C6-C8 heterocycloalkynyl, optionally substituted aryl, optionally substituted heteroaryl, and $-(CH_2)_m$ -aryl or $-(CH_2)_m$ -heterocycle, wherein m is 1, 2, 3 or 4. In a further aspect, the alkylating step is performed before the coupling step.

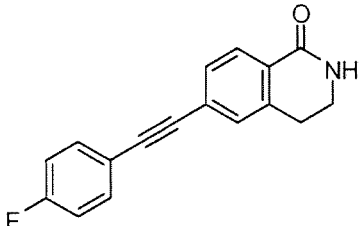
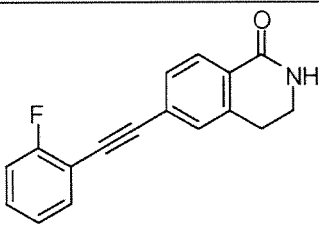
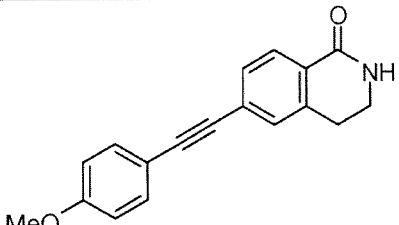
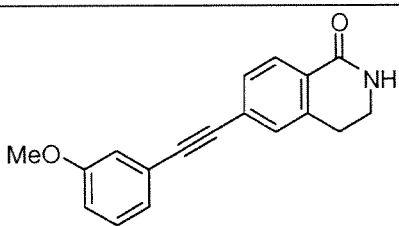
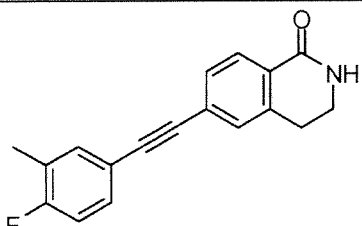
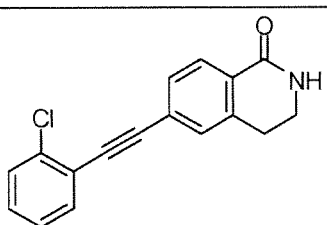
[00396] In a further aspect, the method provides a disclosed compound, for example, a compound listed in Table 3. Compounds in Table 3 were synthesized as shown in reaction Schemes I and II, but substituting the appropriately substituted acetylene and electrophile as described in Scheme 1 and 2. The requisite starting materials were commercially available, described in the literature or readily synthesized by one skilled in the art of organic synthesis.

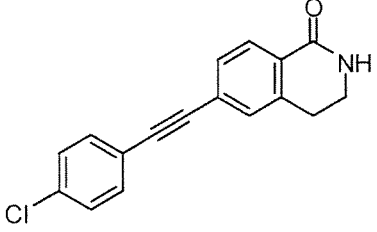
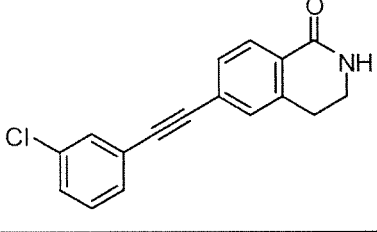
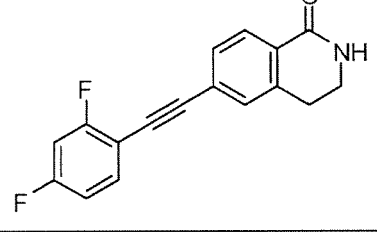
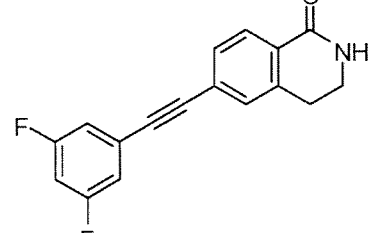
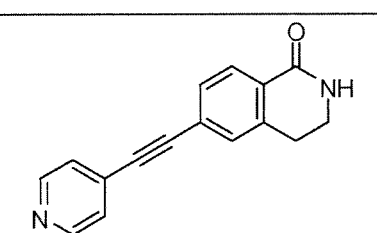
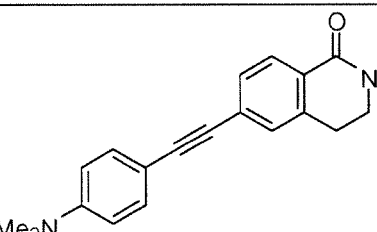
TABLE 3

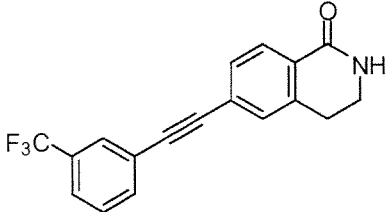
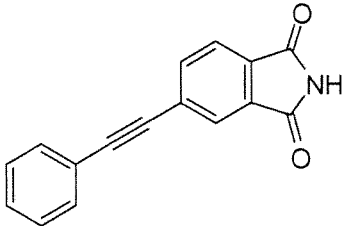
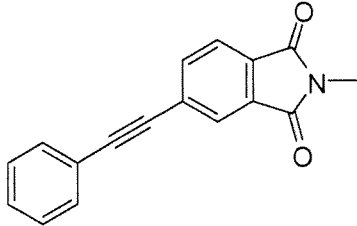
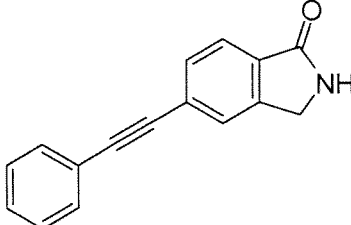
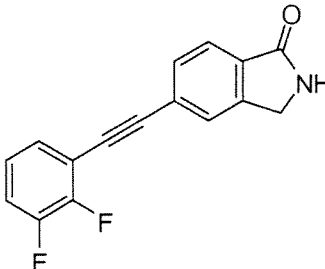
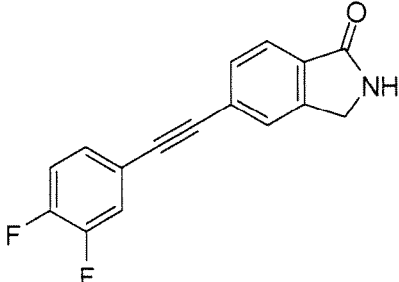
Compound	Nomenclature	MS (M+1)
	6-(phenylethynyl)-3,4-dihydroisoquinolin-1(2 <i>H</i>)-one	248.1
	2-methyl-6-(phenylethynyl)-3,4-dihydroisoquinolin-1(2 <i>H</i>)-one	262.3
	2-benzyl-6-(phenylethynyl)-3,4-dihydroisoquinolin-1(2 <i>H</i>)-one	304.4
	2-(cyclopropylmethyl)-6-(phenylethynyl)-3,4-dihydroisoquinolin-1(2 <i>H</i>)-one	302.3
	2-(cyclobutylmethyl)-6-(phenylethynyl)-3,4-dihydroisoquinolin-1(2 <i>H</i>)-one	316.4
	2-(2-(azetidin-1-yl)ethyl)-6-(phenylethynyl)-3,4-dihydroisoquinolin-1(2 <i>H</i>)-one	331.4

	2-(2-morpholinoethyl)-6-(phenylethynyl)-3,4-dihydroisoquinolin-1(2 <i>H</i>)-one	361.4
	ethyl 2-(1-oxo-6-(phenylethynyl)-3,4-dihydroisoquinolin-2(1 <i>H</i>)-yl)propanoate	362.4
	benzyl 2-(1-oxo-6-(phenylethynyl)-3,4-dihydroisoquinolin-2(1 <i>H</i>)-yl)acetate	396.4
	2-(2-(4-hydroxypiperidin-1-yl)ethyl)-6-(phenylethynyl)-3,4-dihydroisoquinolin-1(2 <i>H</i>)-one	375.4
	2-(1-oxo-6-(phenylethynyl)-3,4-dihydroisoquinolin-2(1 <i>H</i>)-yl)acetamide	304.3
	<i>N</i> -cyclopropyl-2-(1-oxo-6-(phenylethynyl)-3,4-dihydroisoquinolin-2(1 <i>H</i>)-yl)acetamide	345.3
	<i>N</i> -(cyclopropylmethyl)-2-(1-oxo-6-(phenylethynyl)-3,4-dihydroisoquinolin-2(1 <i>H</i>)-yl)acetamide	359.4

	<i>N</i> -(2-methoxyethyl)-2-(1-oxo-6-(phenylethynyl)-3,4-dihydroisoquinolin-2(1 <i>H</i>)-yl)acetamide	363.4
	<i>N</i> -(2-(dimethylamino)ethyl)-2-(1-oxo-6-(phenylethynyl)-3,4-dihydroisoquinolin-2(1 <i>H</i>)-yl)acetamide	376.4
	2-(2-morpholino-2-oxoethyl)-6-(phenylethynyl)-3,4-dihydroisoquinolin-1(2 <i>H</i>)-one	375.4
	2-(2-(4-hydroxypiperidin-1-yl)-2-oxoethyl)-6-(phenylethynyl)-3,4-dihydroisoquinolin-1(2 <i>H</i>)-one	389.4
	6-(<i>o</i> -tolyethynyl)-3,4-dihydroisoquinolin-1(2 <i>H</i>)-one	262.3
	6-(<i>m</i> -tolyethynyl)-3,4-dihydroisoquinolin-1(2 <i>H</i>)-one	262.3

	6-((4-fluorophenyl)ethynyl)-3,4-dihydroisoquinolin-1(2 <i>H</i>)-one	266.3
	6-((2-fluorophenyl)ethynyl)-3,4-dihydroisoquinolin-1(2 <i>H</i>)-one	266.3
	6-((4-methoxyphenyl)ethynyl)-3,4-dihydroisoquinolin-1(2 <i>H</i>)-one	278.3
	6-((3-methoxyphenyl)ethynyl)-3,4-dihydroisoquinolin-1(2 <i>H</i>)-one	278.3
	6-((4-fluoro-3-methylphenyl)ethynyl)-3,4-dihydroisoquinolin-1(2 <i>H</i>)-one	280.3
	6-((2-chlorophenyl)ethynyl)-3,4-dihydroisoquinolin-1(2 <i>H</i>)-one	282.7

	6-((4-chlorophenyl)ethynyl)-3,4-dihydroisoquinolin-1(2 <i>H</i>)-one	282.7
	6-((3-chlorophenyl)ethynyl)-3,4-dihydroisoquinolin-1(2 <i>H</i>)-one	282.7
	6-((2,4-difluorophenyl)ethynyl)-3,4-dihydroisoquinolin-1(2 <i>H</i>)-one	284.2
	6-((3,5-difluorophenyl)ethynyl)-3,4-dihydroisoquinolin-1(2 <i>H</i>)-one	284.2
	6-(pyridin-4-ylethynyl)-3,4-dihydroisoquinolin-1(2 <i>H</i>)-one	249.3
	6-((4-(dimethylamino)phenyl)ethynyl)-3,4-dihydroisoquinolin-1(2 <i>H</i>)-one	291.3

	6-((3-(trifluoromethyl)phenyl)ethynyl)-3,4-dihydroisoquinolin-1(2H)-one	316.3
	5-(phenylethynyl)isoindoline-1,3-dione	248.1
	2-methyl-5-(phenylethynyl)isoindoline-1,3-dione	262.1
	5-(phenylethynyl)isoindolin-1-one	234.1
	5-((2,3-difluorophenyl)ethynyl)isoindolin-1-one	270.1
	5-((3,4-difluorophenyl)ethynyl)isoindolin-1-one	270.1

[00397] Thus, it is understood that a disclosed methods can be used to provide the disclosed compounds.

F. PHARMACEUTICAL COMPOSITIONS

[00398] In one aspect, the invention relates to pharmaceutical compositions comprising
5 the disclosed compounds. For example, the compositions can comprise one or more phenylethynylbenzamide derivatives, cycloalkylethynylbenzamide derivatives, styrylbenzamide derivatives, 4-(3-phenyl-1,2,4-oxadiazol-5-yl)benzamide derivatives, 4-(pyridinylethynyl)benzamide derivatives, and/or N¹-phenylterephthalamide derivatives. In a further aspect, the compositions can comprise one or more of isoindolin-1-one derivatives,
10 isoindoline-1,3-dione derivatives, 3,4-dihydroisoquinolin-1(2H)-one derivatives, isoquinoline-1,3(2H,4H)-dione derivative, and/or bicyclic compounds.

[00399] In a further aspect, a pharmaceutical composition comprises a therapeutically effective amount of at least one disclosed compound and a pharmaceutically acceptable carrier. In a further aspect, a pharmaceutical composition comprises a therapeutically
15 effective amount of at least one product of a disclosed method and a pharmaceutically acceptable carrier. In a further aspect, a pharmaceutical composition comprising a therapeutically effective amount of at least one phenylethynylbenzamide derivative and a pharmaceutically acceptable carrier. In a further aspect, a pharmaceutical composition comprises a therapeutically effective amount of at least one cycloalkylethynylbenzamide
20 derivative and a pharmaceutically acceptable carrier. In a further aspect, a pharmaceutical composition comprises a therapeutically effective amount of at least one styrylbenzamide derivative and a pharmaceutically acceptable carrier. In a further aspect, a pharmaceutical composition comprises a therapeutically effective amount of at least one 4-(3-phenyl-1,2,4-oxadiazol-5-yl)benzamide derivative and a pharmaceutically acceptable carrier. In a further
25 aspect, a pharmaceutical composition comprises a therapeutically effective amount of at least one 4-(pyridinylethynyl)benzamide derivative and a pharmaceutically acceptable carrier. In a further aspect, a pharmaceutical composition comprises a therapeutically effective amount of at least one N¹-phenylterephthalamide derivative and a pharmaceutically acceptable carrier.

[00400] In a further aspect, a pharmaceutical composition comprises a therapeutically effective amount of at least one isoindolin-1-one derivative and a pharmaceutically acceptable carrier. In a further aspect, a pharmaceutical composition comprises a therapeutically effective amount of at least one isoindoline-1,3-dione derivative and a pharmaceutically acceptable carrier. In a further aspect, a pharmaceutical composition comprises a therapeutically effective amount of at least one 3,4-dihydroisoquinolin-1(2H)-one derivative and a pharmaceutically acceptable carrier. In a further aspect, a pharmaceutical composition comprises a therapeutically effective amount of at least one isoquinoline-1,3(2H,4H)-dione derivative and a pharmaceutically acceptable carrier. In a further aspect, a pharmaceutical composition comprises a therapeutically effective amount of at least one bicyclic compound and a pharmaceutically acceptable carrier.

[00401] In certain aspects, the disclosed pharmaceutical compositions comprise the disclosed compounds (including pharmaceutically acceptable salt(s) thereof) as an active ingredient, a pharmaceutically acceptable carrier, and, optionally, other therapeutic ingredients or adjuvants. The instant compositions include those suitable for oral, rectal, topical, and parenteral (including subcutaneous, intramuscular, and intravenous) administration, although the most suitable route in any given case will depend on the particular host, and nature and severity of the conditions for which the active ingredient is being administered. The pharmaceutical compositions can be conveniently presented in unit dosage form and prepared by any of the methods well known in the art of pharmacy.

[00402] As used herein, the term "pharmaceutically acceptable salts" refers to salts prepared from pharmaceutically acceptable non-toxic bases or acids. When the compound of the present invention is acidic, its corresponding salt can be conveniently prepared from pharmaceutically acceptable non-toxic bases, including inorganic bases and organic bases. Salts derived from such inorganic bases include aluminum, ammonium, calcium, copper (-ic and -ous), ferric, ferrous, lithium, magnesium, manganese (-ic and -ous), potassium, sodium, zinc and the like salts. Particularly preferred are the ammonium, calcium, magnesium, potassium and sodium salts. Salts derived from pharmaceutically acceptable organic non-toxic bases include salts of primary, secondary, and tertiary amines, as well as cyclic amines and substituted amines such as naturally occurring and synthesized substituted amines. Other

pharmaceutically acceptable organic non-toxic bases from which salts can be formed include ion exchange resins such as, for example, arginine, betaine, caffeine, choline, N,N'-dibenzylethylenediamine, diethylamine, 2-diethylaminoethanol, 2-dimethylaminoethanol, ethanolamine, ethylenediamine, N-ethylmorpholine, N-ethylpiperidine, glucamine, glucosamine, histidine, hydrabamine, isopropylamine, lysine, methylglucamine, morpholine, piperazine, piperidine, polyamine resins, procaine, purines, theobromine, triethylamine, trimethylamine, tripropylamine, tromethamine and the like.

[00403] As used herein, the term "pharmaceutically acceptable non-toxic acids", includes inorganic acids, organic acids, and salts prepared therefrom, for example, acetic, benzenesulfonic, benzoic, camphorsulfonic, citric, ethanesulfonic, fumaric, gluconic, glutamic, hydrobromic, hydrochloric, isethionic, lactic, maleic, malic, mandelic, methanesulfonic, mucic, nitric, pamoic, pantothenic, phosphoric, succinic, sulfuric, tartaric, p-toluenesulfonic acid and the like. Preferred are citric, hydrobromic, hydrochloric, maleic, phosphoric, sulfuric, and tartaric acids.

[00404] In practice, the compounds of the invention, or pharmaceutically acceptable salts thereof, of this invention can be combined as the active ingredient in intimate admixture with a pharmaceutical carrier according to conventional pharmaceutical compounding techniques. The carrier can take a wide variety of forms depending on the form of preparation desired for administration, e.g., oral or parenteral (including intravenous). Thus, the pharmaceutical compositions of the present invention can be presented as discrete units suitable for oral administration such as capsules, cachets or tablets each containing a predetermined amount of the active ingredient. Further, the compositions can be presented as a powder, as granules, as a solution, as a suspension in an aqueous liquid, as a non-aqueous liquid, as an oil-in-water emulsion or as a water-in-oil liquid emulsion. In addition to the common dosage forms set out above, the compounds of the invention, and/or pharmaceutically acceptable salt(s) thereof, can also be administered by controlled release means and/or delivery devices. The compositions can be prepared by any of the methods of pharmacy. In general, such methods include a step of bringing into association the active ingredient with the carrier that constitutes one or more necessary ingredients. In general, the compositions are prepared by uniformly and intimately admixing the active ingredient with

liquid carriers or finely divided solid carriers or both. The product can then be conveniently shaped into the desired presentation.

[00405] Thus, the pharmaceutical compositions of this invention can include a pharmaceutically acceptable carrier and a compound or a pharmaceutically acceptable salt of the compounds of the invention. The compounds of the invention, or pharmaceutically acceptable salts thereof, can also be included in pharmaceutical compositions in combination with one or more other therapeutically active compounds.

[00406] The pharmaceutical carrier employed can be, for example, a solid, liquid, or gas. Examples of solid carriers include lactose, terra alba, sucrose, talc, gelatin, agar, pectin, acacia, magnesium stearate, and stearic acid. Examples of liquid carriers are sugar syrup, peanut oil, olive oil, and water. Examples of gaseous carriers include carbon dioxide and nitrogen.

[00407] In preparing the compositions for oral dosage form, any convenient pharmaceutical media can be employed. For example, water, glycols, oils, alcohols, flavoring agents, preservatives, coloring agents and the like can be used to form oral liquid preparations such as suspensions, elixirs and solutions; while carriers such as starches, sugars, microcrystalline cellulose, diluents, granulating agents, lubricants, binders, disintegrating agents, and the like can be used to form oral solid preparations such as powders, capsules and tablets. Because of their ease of administration, tablets and capsules are the preferred oral dosage units whereby solid pharmaceutical carriers are employed. Optionally, tablets can be coated by standard aqueous or nonaqueous techniques

[00408] A tablet containing the composition of this invention can be prepared by compression or molding, optionally with one or more accessory ingredients or adjuvants. Compressed tablets can be prepared by compressing, in a suitable machine, the active ingredient in a free-flowing form such as powder or granules, optionally mixed with a binder, lubricant, inert diluent, surface active or dispersing agent. Molded tablets can be made by molding in a suitable machine, a mixture of the powdered compound moistened with an inert liquid diluent.

[00409] Pharmaceutical compositions of the present invention suitable for parenteral administration can be prepared as solutions or suspensions of the active compounds in water. A suitable surfactant can be included such as, for example, hydroxypropylcellulose. Dispersions can also be prepared in glycerol, liquid polyethylene glycols, and mixtures thereof in oils. Further, a preservative can be included to prevent the detrimental growth of microorganisms.

[00410] Pharmaceutical compositions of the present invention suitable for injectable use include sterile aqueous solutions or dispersions. Furthermore, the compositions can be in the form of sterile powders for the extemporaneous preparation of such sterile injectable solutions or dispersions. In all cases, the final injectable form must be sterile and must be effectively fluid for easy syringability. The pharmaceutical compositions must be stable under the conditions of manufacture and storage; thus, preferably should be preserved against the contaminating action of microorganisms such as bacteria and fungi. The carrier can be a solvent or dispersion medium containing, for example, water, ethanol, polyol (*e.g.*, glycerol, propylene glycol and liquid polyethylene glycol), vegetable oils, and suitable mixtures thereof.

[00411] Pharmaceutical compositions of the present invention can be in a form suitable for topical use such as, for example, an aerosol, cream, ointment, lotion, dusting powder, mouth washes, gargles and the like. Further, the compositions can be in a form suitable for use in transdermal devices. These formulations can be prepared, utilizing a compound of the invention, or pharmaceutically acceptable salts thereof, via conventional processing methods. As an example, a cream or ointment is prepared by mixing hydrophilic material and water, together with about 5 wt% to about 10 wt% of the compound, to produce a cream or ointment having a desired consistency.

[00412] Pharmaceutical compositions of this invention can be in a form suitable for rectal administration wherein the carrier is a solid. It is preferable that the mixture forms unit dose suppositories. Suitable carriers include cocoa butter and other materials commonly used in the art. The suppositories can be conveniently formed by first admixing the composition with the softened or melted carrier(s) followed by chilling and shaping in moulds.

[00413] In addition to the aforementioned carrier ingredients, the pharmaceutical formulations described above can include, as appropriate, one or more additional carrier ingredients such as diluents, buffers, flavoring agents, binders, surface-active agents, thickeners, lubricants, preservatives (including anti-oxidants) and the like. Furthermore, other adjuvants can be included to render the formulation isotonic with the blood of the intended recipient. Compositions containing a compound of the invention, and/or pharmaceutically acceptable salts thereof, can also be prepared in powder or liquid concentrate form.

[00414] A potentiated amount of an mGluR agonist to be administered in combination with an effective amount of a compound of formula I is expected to vary from about 0.1 milligram per kilogram of body weight per day (mg/kg/day) to about 100 mg/kg/day and is expected to be less than the amount that is required to provide the same effect when administered without an effective amount of a disclosed compound. Preferred amounts of a co-administered mGluR agonist are able to be determined by one skilled in the art.

[00415] The present invention is further directed to a method for the manufacture of a medicament for potentiating glutamate receptor activity (*e.g.*, treatment of one or more neurological and/or psychiatric disorder associated with glutamate dysfunction) in mammals (*e.g.*, humans) comprising combining a compound of the present invention with a pharmaceutically acceptable carrier or diluent.

[00416] Thus, in one aspect, the invention relates to pharmaceutical compositions comprising the disclosed compounds. That is, a pharmaceutical composition can be provided comprising a therapeutically effective amount of at least one disclosed compound or at least one product of a disclosed method and a pharmaceutically acceptable carrier.

[00417] The disclosed pharmaceutical compositions can further comprise other therapeutically active compounds, which are usually applied in the treatment of the above mentioned pathological conditions. For example, the disclosed compounds and compositions can be coadministered with one or more antipsychotic agents. In one aspect, an antipsychotic agent can be any compound that has been shown to be useful or is believed to be useful in treating at least a positive symptom of schizophrenia.

[00418] Antipsychotic agents useful in treating at least a positive symptom of schizophrenia include typical antipsychotic agents, atypical antipsychotic agents, and other antipsychotic agents that may or may not be classified as typical or atypical antipsychotic agents. In certain embodiments, an antipsychotic agent is a typical antipsychotic agent. In certain embodiments, an antipsychotic agent is a dopamine D2 receptor antagonist, which may be a selective dopamine D2 receptor antagonist or a partial dopamine D2 receptor antagonist. Typical antipsychotic agents are generally recognized as selective dopamine D2 receptor antagonists.

[00419] Antipsychotic agents useful in treating positive symptoms of schizophrenia include, but are not limited to, acetophenazine, alseroxylon, amitriptyline, aripiprazole, astemizole, benzquinamide, carphenazine, chlormezanone, chlorpromazine, chlorprothixene, clozapine, desipramine, droperidol, aloperidol, fluphenazine, flupenthixol, glycine, oxapine, mesoridazine, molindone, olanzapine, ondansetron, perphenazine, pimozide, prochlorperazine, procyclidine, promazine, propiomazine, quetiapine, remoxipride, reserpine, risperidone, sertindole, sulpiride, terfenadine, thiethylperazine, thioridazine, thiothixene, trifluoperazine, triflupromazine, trimeprazine, and ziprasidone. Examples of typical antipsychotic agents useful for treating positive symptoms of schizophrenia include acetophenazine, chlorpromazine, chlorprothixene, droperidol, fluphenazine, haloperidol, loxapine, mesoridazine, methotrimeprazine, molindone, perphenazine, pimozide, raclopride, remoxipride, thioridazine, thiothixene, and trifluoperazine. Examples of atypical antipsychotic agents useful for treating positive symptoms of schizophrenia include aripiprazole, clozapine, olanzapine, quetiapine, risperidone, sertindole, and ziprasidone.

[00420] Other antipsychotic agents useful for treating positive symptoms of schizophrenia include amisulpride, balaperidone, blonanserin, butaperazine, carphenazine, eplavanserin, iloperidone, lamictal, onsanetant, paliperidone, perospirone, piperacetazine, raclopride, remoxipride, sarizotan, sonepiprazole, sulpiride, ziprasidone, and zotepine; serotonin and dopamine (5HT/D2) agonists such as asenapine and bifeprunox; neurokinin 3 antagonists such as talnetant and osanetant; AMPA/kines such as CX-516, galantamine, memantine, modafinil, ocaperidone, and tolcapone; and .alpha.-amino acids such as D-serine, D-alanine, D-cycloserine, and N-methylglycine. Thus, antipsychotic agents include typical

antipsychotic agents, atypical antipsychotic agents, and other compounds useful for treating schizophrenia in a patient, and particularly useful for treating the positive symptoms of schizophrenia.

[00421] Thus, in one aspect, the invention also relates to methods of coadministering to
5 a mammal at least one disclosed compound and one or more other therapeutically active compounds, which are usually applied in the treatment of the above mentioned pathological conditions. For example, the disclosed methods can relate to coadministration of therapeutically effective amounts of one or more disclosed compound with one or more antipsychotic agents.

10 [00422] In a further aspect, the invention also relates to kits comprising at least one disclosed compound and one or more other therapeutically active compounds, which are usually applied in the treatment of the above mentioned pathological conditions. For example, the disclosed kits can comprise therapeutically effective amounts of one or more disclosed compound and one or more antipsychotic agents. The kits can be co-packaged, co-
15 formulated, and/or co-delivered with the antipsychotic agents. For example, a drug manufacturer, a drug reseller, a physician, or a pharmacist can provide a disclosed kit for delivery to a patient.

[00423] In the treatment conditions which require potentiation of metabotropic glutamate receptor activity an appropriate dosage level will generally be about 0.01 to 500 mg
20 per kg patient body weight per day and can be administered in single or multiple doses. Preferably, the dosage level will be about 0.1 to about 250 mg/kg per day; more preferably 0.5 to 100 mg/kg per day. A suitable dosage level can be about 0.01 to 250 mg/kg per day, about 0.05 to 100 mg/kg per day, or about 0.1 to 50 mg/kg per day. Within this range the dosage can be 0.05 to 0.5, 0.5 to 5.0 or 5.0 to 50 mg/kg per day. For oral administration, the
25 compositions are preferably provided in the form of tablets containing 1.0 to 1000 milligrams of the active ingredient, particularly 1.0, 5.0, 10, 15, 20, 25, 50, 75, 100, 150, 200, 250, 300, 400, 500, 600, 750, 800, 900 and 1000 milligrams of the active ingredient for the symptomatic adjustment of the dosage of the patient to be treated. The compound can be

administered on a regimen of 1 to 4 times per day, preferably once or twice per day. This dosing regimen can be adjusted to provide the optimal therapeutic response.

[00424] It is understood, however, that the specific dose level for any particular patient will depend upon a variety of factors. Such factors include the age, body weight, general health, sex, and diet of the patient. Other factors include the time and route of administration, rate of excretion, drug combination, and the type and severity of the particular disease undergoing therapy.

[00425] It is understood that the disclosed compositions can be employed in the disclosed methods of using.

10 G. METHODS OF USING THE COMPOUNDS AND COMPOSITIONS

[00426] The amino acid L-glutamate (referred to herein simply as glutamate) is the principal excitatory neurotransmitter in the mammalian central nervous system (CNS). Within the CNS, glutamate plays a key role in synaptic plasticity (e.g., long term potentiation (the basis of learning and memory)), motor control and sensory perception. It is now well understood that a variety of neurological and psychiatric disorders, including, but not limited to, schizophrenia general psychosis and cognitive deficits, are associated with dysfunctions in the glutamatergic system. Thus, modulation of the glutamatergic system is an important therapeutic goal. Glutamate acts through two distinct receptors: ionotropic and metabotropic glutamate receptors. The first class, the ionotropic glutamate receptors, are multi-subunit ligand-gated ion channels that mediate excitatory post-synaptic currents. Three subtypes of ionotropic glutamate receptors have been identified, and despite glutamate serving as agonist for all three receptor subtypes, selective ligands have been discovered that activate each subtype. The ionotropic glutamate receptors are named after their respective selective ligands: kainite receptors, AMPA receptors and NMDA receptors.

25 [00427] The second class of glutamate receptor, termed metabotropic glutamate receptors, (mGluRs), are G-protein coupled receptors (GPCRs) that modulate neurotransmitter release or the strength of synaptic transmission, based on their location (pre- or post-synaptic). The mGluRs are family C GPCR, characterized by a large (~560 amino

acid) “venus fly trap” agonist binding domain in the amino-terminal domain of the receptor. This unique agonist binding domain distinguishes family C GPCRs from family A and B GPCRs wherein the agonist binding domains are located within the 7-strand transmembrane spanning (7TM) region or within the extracellular loops that connect the strands to this region. To date, eight distinct mGluRs have been identified, cloned and sequenced. Based on structural similarity, primary coupling to intracellular signaling pathways and pharmacology, the mGluRs have been assigned to three groups: Group I (mGluR1 and mGluR5), Group II (mGluR2 and mGluR3) and Group III (mGluR4, mGluR6, mGluR7 and mGluR8). Group I mGluRs are coupled through Gαq/11 to increase inositol phosphate and metabolism and resultant increases in intracellular calcium. Group I mGluRs are primarily located post-synaptically and have a modulatory effect on ion channel activity and neuronal excitability. Group II (mGluR2 and mGluR3) and Group III (mGluR4, mGluR6, mGluR7 and mGluR8) mGluRs are primarily located pre-synaptically where they regulate the release of neurotransmitters, such as glutamate. Group II and Group III mGluRs are coupled to G*o*i and its associated effectors such as adenylate cyclase.

[00428] Post-synaptic mGluRs are known to functionally interact with post-synaptic ionotropic glutamate receptors, such as the NMDA receptor. For example, activation of mGluR5 by a selective agonist has been shown to increase post-synaptic NMDA currents (Mannaioni et.al. *J. Neurosci.* 21:5925-5934 (2001)). Therefore, modulation of mGluRs is an approach to modulating glutamatergic transmission. Numerous reports indicate that mGluR5 plays a role in a number of disease states including anxiety (Spooren et. al. *J. Pharmacol. Exp. Therapeut.* 295:1267-1275 (2000), Tatarczynska et al. *Br. J. Pharmacol.* 132:1423-1430 (2001)), schizophrenia (reviewed in Chavez-Noriega et al. *Curr. Drug Targets: CNS & Neurological Disorders* 1:261-281 (2002), Kinney, G.G. et al. *J. Pharmacol. Exp. Therapeut.* 313:199-206 (2005)), addiction to cocaine (Chiamulera et al. *Nature Neurosci.* 4:873-874 (2001), Parkinson’s disease (Awad et al. *J. Neurosci.* 20:7871-7879 (2000), Ossowska et al. *Neuropharmacol.* 41: 413-420 (2001) and pain (Salt and Binns *Neurosci.* 100:375-380 (2001)).

[00429] The disclosed compounds can be used as single agents or in combination with one or more other drugs in the treatment, prevention, control, amelioration or reduction of

risk of the aforementioned diseases, disorders and conditions for which compounds of formula I or the other drugs have utility, where the combination of drugs together are safer or more effective than either drug alone. The other drug(s) can be administered by a route and in an amount commonly used therefore, contemporaneously or sequentially with a disclosed compound. When a disclosed compound is used contemporaneously with one or more other drugs, a pharmaceutical composition in unit dosage form containing such drugs and the disclosed compound is preferred. However, the combination therapy can also be administered on overlapping schedules. It is also envisioned that the combination of one or more active ingredients and a disclosed compound will be more efficacious than either as a single agent.

[00430] In one aspect, the subject compounds can be coadministered with ant-Alzheimer's agents, beta-secretase inhibitors, gamma-secretase inhibitors, muscarinic agonists, muscarinic potentiators, HMG-CoA reductase inhibitors, NSAIDs and anti-amyloid antibodies.

[00431] In another aspect, the subject compounds can be administered in combination with sedatives, hypnotics, anxiolytics, antipsychotics, selective serotonin reuptake inhibitors (SSRIs), monoamine oxidase inhibitors (MAOIs), 5-HT₂ antagonists, GlyT1 inhibitors and the like such as, but not limited to: risperidone, clozapine, haloperidol, fluoxetine, prazepam, xanomeline, lithium, phenobarbital, and salts thereof and combinations thereof.

[00432] In another aspect, the subject compound can be used in combination with levodopa (with or without a selective extracerebral decarboxylase inhibitor), anticholinergics such as biperiden, COMT inhibitors such as entacapone, A_{2a} adenosine antagonists, cholinergic agonists, NMDA receptor antagonists and dopamine agonists.

[00433] The pharmaceutical compositions and methods of the present invention can further comprise other therapeutically active compounds as noted herein which are usually applied in the treatment of the above mentioned pathological conditions.

[00434] In some aspects, the mGluR of the disclosed methods is a type I mGluR. In some aspects, the mGluR of the disclosed methods is mGluR5.

1. TREATMENT METHODS

[00435] The compounds disclosed herein are useful for treating, preventing, ameliorating, controlling or reducing the risk of a variety of neurological and psychiatric disorders associated with glutamate dysfunction. Thus, provided is a method of treating or preventing a disorder in a subject comprising the step of administering to the subject at least one disclosed compound; at least one disclosed pharmaceutical composition; and/or at least one disclosed product in a dosage and amount effective to treat the disorder in the subject .

[00436] Also provided is a method for the treatment of one or more neurological and/or psychiatric disorders associated with glutamate dysfunction in a subject comprising the step of administering to the subject at least one disclosed compound; at least one disclosed pharmaceutical composition; and/or at least one disclosed product in a dosage and amount effective to treat the disorder in the subject.

[00437] Examples of disorders associated with glutamate dysfunction include: acute and chronic neurological and psychiatric disorders such as cerebral deficits subsequent to cardiac bypass surgery and grafting, stroke, cerebral ischemia, spinal cord trauma, head trauma, perinatal hypoxia, cardiac arrest, hypoglycemic neuronal damage, dementia (including AIDS-induced dementia), Alzheimer's disease, Huntington's Chorea, amyotrophic lateral sclerosis, ocular damage, retinopathy, cognitive disorders, idiopathic and drug-induced Parkinson's disease, muscular spasms and disorders associated with muscular spasticity including tremors, epilepsy, convulsions, migraine (including migraine headache), urinary incontinence, substance tolerance, addictive behavior, including addiction to substances (including opiates, nicotine, tobacco products, alcohol, benzodiazepines, cocaine, sedatives, hypnotics, etc.), withdrawal from such addictive substances (including substances such as opiates, nicotine, tobacco products, alcohol, benzodiazepines, cocaine, sedatives, hypnotics, etc.), obesity, psychosis, schizophrenia, anxiety (including generalized anxiety disorder, panic disorder, and obsessive compulsive disorder), mood disorders (including depression, mania, bipolar disorders), trigeminal neuralgia, hearing loss, tinnitus, macular degeneration of the eye, emesis, brain edema, pain (including acute and chronic pain states, severe pain, intractable pain, neuropathic pain, and post-traumatic pain), tardive dyskinesia, sleep

disorders (including narcolepsy), attention deficit/hyperactivity disorder, and conduct disorder.

[00438] Anxiety disorders that can be treated or prevented by the compositions disclosed herein include generalized anxiety disorder, panic disorder, and obsessive
5 compulsive disorder. Addictive behaviors include addiction to substances (including opiates, nicotine, tobacco products, alcohol, benzodiazepines, cocaine, sedatives, hypnotics, etc.), withdrawal from such addictive substances (including substances such as opiates, nicotine, tobacco products, alcohol, benzodiazepines, cocaine, sedatives, hypnotics, etc.) and substance tolerance.

10 [00439] Thus, in some aspects of the disclosed method, the disorder is dementia, delirium, amnestic disorders, age-related cognitive decline, schizophrenia, psychosis including schizophrenia, schizophreniform disorder, schizoaffective disorder, delusional disorder, brief psychotic disorder, substance-related disorder, movement disorders, epilepsy, chorea, pain, migraine, diabetes, dystonia, obesity, eating disorders, brain edema, sleep
15 disorder, narcolepsy, anxiety, affective disorder, panic attacks, unipolar depression, bipolar disorder, psychotic depression.

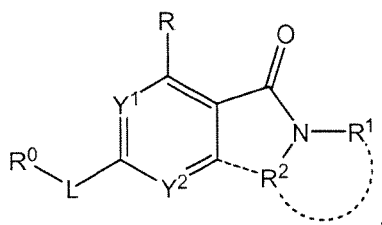
[00440] Thus, provided is a method for treating or prevention schizophrenia, comprising: administering to a subject at least one disclosed compound; at least one disclosed pharmaceutical composition; and/or at least one disclosed product in a dosage and amount
20 effective to treat the disorder in the subject. At present, the fourth edition of the Diagnostic and Statistical Manual of Mental Disorders (DSM-IV) (1994, American Psychiatric Association, Washington, D.C.), provides a diagnostic tool including schizophrenia and related disorders.

[00441] Also provided is a method for treating or prevention anxiety, comprising:
25 administering to a subject at least one disclosed compound; at least one disclosed pharmaceutical composition; and/or at least one disclosed product in a dosage and amount effective to treat the disorder in the subject . At present, the fourth edition of the Diagnostic and Statistical Manual of Mental Disorders (DSM-IV) (1994, American Psychiatric Association, Washington, D.C.), provides a diagnostic tool including anxiety and related

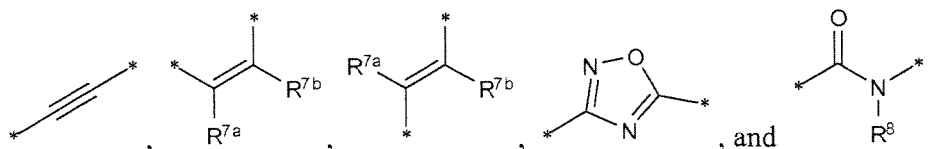
disorders. These include: panic disorder with or without agoraphobia, agoraphobia without history of panic disorder, specific phobia, social phobia, obsessive-compulsive disorder, post-traumatic stress disorder, acute stress disorder, generalized anxiety disorder, anxiety disorder due to a general medical condition, substance-induced anxiety disorder and anxiety disorder
 5 not otherwise specified.

a. POTENTIATION OF METABOTROPIC GLUTAMATE RECEPTOR ACTIVITY

[00442] In one aspect, the invention relates to a method for potentiation of metabotropic glutamate receptor activity in a mammal comprising the step of administering to the mammal at least one compound having a structure represented by a formula:



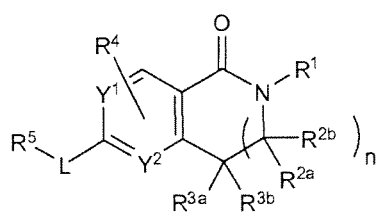
wherein each ---- is an optional covalent bond; wherein Y^1 and Y^2 are independently selected from N and C-R; wherein each R is independently selected from hydrogen, halogen, hydroxyl, cyano, nitro, thiol, or an organic radical comprising 1 to 12 carbon atoms; wherein R^1 and R^2 are independently hydrogen or an optionally substituted organic radical comprising
 15 from 1 to 12 carbon atoms; wherein R^0 is an optionally substituted organic radical comprising 4 to 14 carbon atoms; and wherein L is an organic divalent radical comprising 1 to 7 carbon atoms and is selected from:



wherein R^{7a} and R^{7b} together form an optionally substituted carbocyclic or heterocyclic ring
 20 having from two to five carbons or are independently selected from hydrogen, halogen, hydroxyl, cyano, nitro, thiol, amino, and an organic radical comprising 1 to 5 carbon atoms selected from optionally substituted C1-C5 alkyl or C2-C5 alkenyl or C2-C5 alkynyl,

optionally substituted C1-C5 heteroalkyl or C2-C5 heteroalkenyl or C2-C5 heteroalkynyl, optionally substituted C3-C5 cycloalkyl or C3-C5 cycloalkenyl, optionally substituted C3-C5 heterocycloalkyl or C3-C5 heterocycloalkenyl, optionally substituted aryl, optionally substituted heteroaryl, optionally substituted alkoxy, optionally substituted thioalkyl, optionally substituted alkylsulfinyl, optionally substituted alkylsulfonyl, and optionally substituted amino, thioamido, amidosulfonyl, alkoxycarbonyl, carboxamide, amino-carbonyl, and alkylamine-carbonyl; or a pharmaceutically acceptable salt or N-oxide thereof, in a dosage and amount effective to potentiate metabotropic glutamate receptor activity in the mammal.

- 10 **[00443]** Also provided is a method for potentiation of metabotropic glutamate receptor activity in a mammal comprising the step of administering to the mammal at least one compound having a structure:

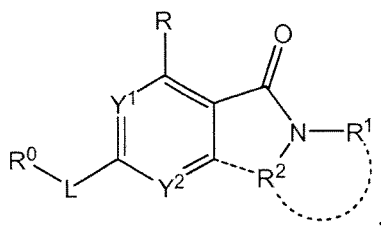


- wherein n is 0, 1, 2, 3 or 4; wherein Y¹ and Y² are independently selected from C and N;
 15 wherein R¹ is hydrogen or an organic radical comprising 1 to 12 carbon atoms; wherein R^{2a} and R^{2b}, when present, together comprise =O or =S or each R^{2a} and R^{2b} is independently hydrogen, halogen, hydroxyl, cyano, nitro, thiol, amino, or an organic radical comprising 1 to 6 carbon atoms; wherein R^{3a} and R^{3b} together comprise =O or =S or each R^{3a} and R^{3b} is independently hydrogen, halogen, hydroxyl, cyano, nitro, thiol, amino, or an organic radical
 20 comprising 1 to 6 carbon atoms; wherein R⁴ comprises one, two, or three substituents independently present as hydrogen, halogen, hydroxyl, cyano, nitro, thiol, or an organic radical comprising 1 to 12 carbon atoms; wherein L is an organic divalent radical comprising 1 to 7 carbon atoms; and wherein R⁵ is an organic radical comprising 4 to 14 carbon atoms, or a pharmaceutically acceptable salt or N-oxide thereof, in a dosage and amount effective to
 25 potentiate metabotropic glutamate receptor activity in the mammal.

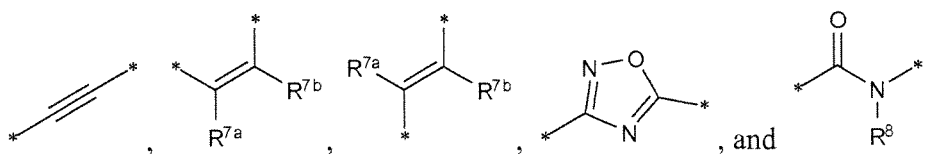
[00444] In one aspect, the mammal is a human. In a further aspect, the mammal has been diagnosed with a need for potentiation of metabotropic glutamate receptor activity prior to the administering step.

b. PARTIAL AGONISM OF METABOTROPIC GLUTAMATE RECEPTOR ACTIVITY

5 [00445] In one aspect, the invention relates to a method for partial agonism of metabotropic glutamate receptor activity in a mammal comprising the step of administering to the mammal at least one compound having a structure represented by a formula:



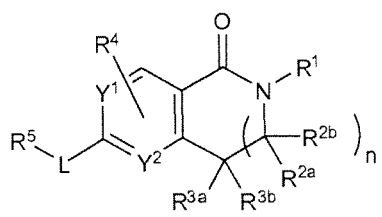
10 wherein each ----- is an optional covalent bond; wherein Y¹ and Y² are independently selected from N and C-R; wherein each R is independently selected from hydrogen, halogen, hydroxyl, cyano, nitro, thiol, or an organic radical comprising 1 to 12 carbon atoms; wherein R¹ and R² are independently hydrogen or an optionally substituted organic radical comprising from 1 to 12 carbon atoms; wherein R⁰ is an optionally substituted organic radical comprising 4 to 14 carbon atoms; wherein L is an organic divalent radical comprising 1 to 7 carbon atoms and is selected from:



20 wherein R⁷ᵃ and R⁷ᵇ together form an optionally substituted carbocyclic or heterocyclic ring having from two to five carbons or are independently selected from hydrogen, halogen, hydroxyl, cyano, nitro, thiol, amino, and an organic radical comprising 1 to 5 carbon atoms selected from optionally substituted C1-C5 alkyl or C2-C5 alkenyl or C2-C5 alkynyl, optionally substituted C1-C5 heteroalkyl or C2-C5 heteroalkenyl or C2-C5 heteroalkynyl, optionally substituted C3-C5 cycloalkyl or C3-C5 cycloalkenyl, optionally substituted C3-C5

heterocycloalkyl or C3-C5 heterocycloalkenyl, optionally substituted aryl, optionally substituted heteroaryl, optionally substituted alkoxy, optionally substituted thioalkyl, optionally substituted alkylsulfinyl, optionally substituted alkylsulfonyl, and optionally substituted amino, thioamido, amidosulfonyl, alkoxycarbonyl, carboxamide, amino-carbonyl, and alkylamine-carbonyl; and or a pharmaceutically acceptable salt or N-oxide thereof, in a dosage and amount effective to exhibit partial agonism of metabotropic glutamate receptor activity in the mammal.

[00446] Also provided is a method for partial agonism of metabotropic glutamate receptor activity in a mammal comprising the step of administering to the mammal at least one having a structure:



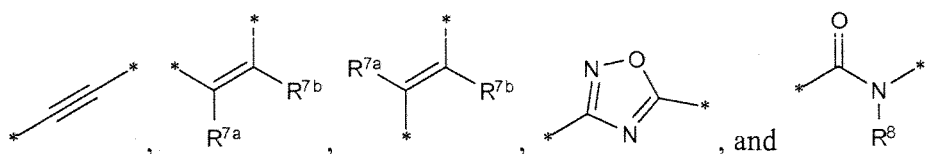
wherein n is 0, 1, 2, 3 or 4; wherein Y¹ and Y² are independently selected from C and N; wherein R¹ is hydrogen or an organic radical comprising 1 to 12 carbon atoms; wherein R^{2a} and R^{2b}, when present, together comprise =O or =S or each R^{2a} and R^{2b} is independently hydrogen, halogen, hydroxyl, cyano, nitro, thiol, amino, or an organic radical comprising 1 to 6 carbon atoms; wherein R^{3a} and R^{3b} together comprise =O or =S or each R^{3a} and R^{3b} is independently hydrogen, halogen, hydroxyl, cyano, nitro, thiol, amino, or an organic radical comprising 1 to 6 carbon atoms; wherein R⁴ comprises one, two, or three substituents independently present as hydrogen, halogen, hydroxyl, cyano, nitro, thiol, or an organic radical comprising 1 to 12 carbon atoms; wherein L is an organic divalent radical comprising 1 to 7 carbon atoms; and wherein R⁵ is an organic radical comprising 4 to 14 carbon atoms, or a pharmaceutically acceptable salt or N-oxide thereof, in a dosage and amount effective to exhibit partial agonism of metabotropic glutamate receptor activity in the mammal.

[00447] In one aspect, Y¹ is selected from N and C-R⁴. In a further aspect, Y² is selected from N and C-H.

[00448] In a further aspect, each R^{3a} and R^{3b} is independently hydrogen, halogen, hydroxyl, cyano, nitro, thiol, amino, or an organic radical comprising 1 to 6 carbon atoms.

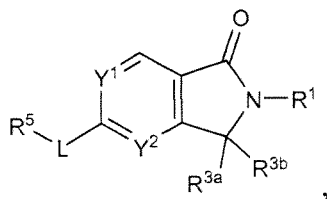
[00449] In a further aspect, R^4 is hydrogen, halogen, hydroxyl, cyano, nitro, thiol, or an organic radical comprising 1 to 12 carbon atoms.

- 5 [00450] In a further aspect, L is an organic divalent radical comprising 1 to 7 carbon atoms and is selected from:



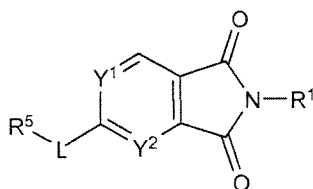
wherein R^{7a} and R^{7b} together form an optionally substituted carbocyclic or heterocyclic ring having from two to five carbons or are independently selected from hydrogen, halogen, hydroxyl, cyano, nitro, thiol, amino, and an organic radical comprising 1 to 5 carbon atoms selected from optionally substituted C1-C5 alkyl or C2-C5 alkenyl or C2-C5 alkynyl, optionally substituted C1-C5 heteroalkyl or C2-C5 heteroalkenyl or C2-C5 heteroalkynyl, optionally substituted C3-C5 cycloalkyl or C3-C5 cycloalkenyl, optionally substituted C3-C5 heterocycloalkyl or C3-C5 heterocycloalkenyl, optionally substituted aryl, optionally substituted heteroaryl, optionally substituted alkoxy, optionally substituted thioalkyl, optionally substituted alkylsulfinyl, optionally substituted alkylsulfonyl, and optionally substituted amino, thioamido, amidosulfonyl, alkoxy-carbonyl, carboxamide, amino-carbonyl, and alkylamine-carbonyl; and wherein R^8 is selected from hydrogen, and an organic radical comprising 1 to 6 carbon atoms selected from optionally substituted C1-C6 alkyl or C2-C6 alkenyl or C2-C6 alkynyl, optionally substituted C1-C6 heteroalkyl or C2-C6 heteroalkenyl or C2-C6 heteroalkynyl, optionally substituted C3-C6 cycloalkyl or C3-C6 cycloalkenyl or C6 cycloalkynyl, optionally substituted C3-C6 heterocycloalkyl or C3-C6 heterocycloalkenyl or C6 heterocycloalkynyl, optionally substituted aryl, and optionally substituted heteroaryl.

- [00451] In a further aspect, the compound comprises an isoindolin-1-one derivative or a pharmaceutically acceptable salt or N-oxide thereof having a structure:



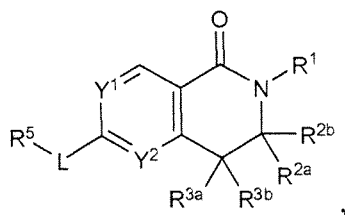
wherein R^1 is hydrogen or an organic radical comprising 1 to 12 carbon atoms; and wherein R^5 is an organic radical comprising 4 to 14 carbon atoms, with the proviso that if R^1 is hydrogen, then R^5 is optionally substituted phenyl or optionally substituted pyridinyl.

- 5 [00452] In a further aspect, the compound comprises an isindoline-1,3-dione derivative or a pharmaceutically acceptable salt or N-oxide thereof having a structure:



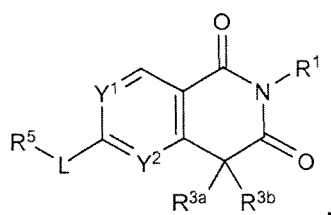
- wherein R^1 is hydrogen or is selected from optionally substituted C1-C12 alkyl, optionally substituted C1-C12 heteroalkyl, optionally substituted C3-C12 cycloalkyl, or optionally substituted C3-C12 heterocycloalkyl, with the proviso that R^1 does not comprise silicon; and
 10 wherein R^5 is an organic radical comprising 4 to 14 carbon atoms, with the proviso that if R^1 is hydrogen, then R^5 is optionally substituted phenyl or optionally substituted pyridinyl, and with the proviso that if R^1 is methyl, then R^5 is an organic radical comprising 4 to 14 carbon atoms.

- 15 [00453] In a further aspect, the compound comprises a 3,4-dihydroisoquinolin-1(2H)-one derivative or a pharmaceutically acceptable salt or N-oxide thereof having a structure:



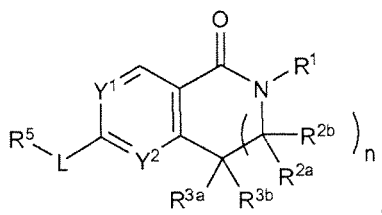
wherein R^1 is hydrogen or an organic radical comprising 1 to 12 carbon atoms; wherein each R^{2a} and R^{2b} is independently hydrogen, halogen, hydroxyl, cyano, nitro, thiol, amino, or an organic radical comprising 1 to 6 carbon atoms; and wherein R^5 is an organic radical comprising 4 to 14 carbon atoms.

- 5 [00454] In a further aspect, the compound comprises an isoquinoline-1,3(2H,4H)-dione derivative or a pharmaceutically acceptable salt or N-oxide thereof having a structure:



- wherein R^1 is hydrogen or an organic radical comprising 1 to 12 carbon atoms; and wherein R^5 is an organic radical comprising 4 to 14 carbon atoms, with the proviso that R^5 does not
10 comprise a triphenylamine residue or a benzimidamide residue.

- [00455] In a further aspect, the compound comprises a bicyclic compound or a pharmaceutically acceptable salt or N-oxide thereof having a structure:

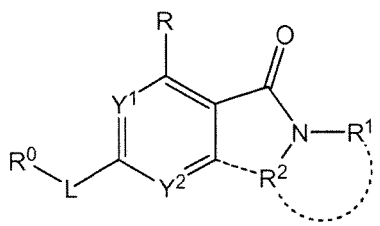


- wherein n is 2, 3 or 4; wherein R^1 is hydrogen or an organic radical comprising 1 to 12 carbon
15 atoms; wherein R^{2a} and R^{2b} together comprise $=O$ or $=S$ or each R^{2a} and R^{2b} is independently hydrogen, halogen, hydroxyl, cyano, nitro, thiol, amino, or an organic radical comprising 1 to 6 carbon atoms; and wherein R^5 is an organic radical comprising 4 to 14 carbon atoms,

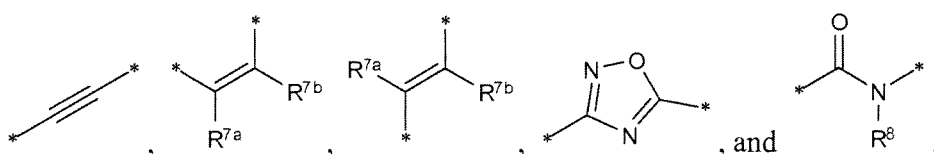
- [00456] In one aspect, the mammal is a human. In a further aspect, the mammal has
20 been diagnosed with a need for partial agonism of metabotropic glutamate receptor activity prior to the administering step.

c. TREATMENT OF A DISORDER IN A MAMMAL

[00457] In one aspect, the invention relates to a method for the treatment of a disorder in a mammal comprising the step of administering to the mammal at least one compound having a structure represented by a formula:



wherein each ---- is an optional covalent bond; wherein Y¹ and Y² are independently selected from N and C-R; wherein each R is independently selected from hydrogen, halogen, hydroxyl, cyano, nitro, thiol, or an organic radical comprising 1 to 12 carbon atoms; wherein R¹ and R² are independently hydrogen or an optionally substituted organic radical comprising from 1 to 12 carbon atoms; wherein R⁰ is an optionally substituted organic radical comprising 4 to 14 carbon atoms; wherein L is an organic divalent radical comprising 1 to 7 carbon atoms and is selected from:



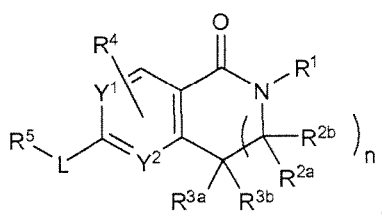
wherein R^{7a} and R^{7b} together form an optionally substituted carbocyclic or heterocyclic ring having from two to five carbons or are independently selected from hydrogen, halogen, hydroxyl, cyano, nitro, thiol, amino, and an organic radical comprising 1 to 5 carbon atoms selected from optionally substituted C1-C5 alkyl or C2-C5 alkenyl or C2-C5 alkynyl, optionally substituted C1-C5 heteroalkyl or C2-C5 heteroalkenyl or C2-C5 heteroalkynyl, optionally substituted C3-C5 cycloalkyl or C3-C5 cycloalkenyl, optionally substituted C3-C5 heterocycloalkyl or C3-C5 heterocycloalkenyl, optionally substituted aryl, optionally substituted heteroaryl, optionally substituted alkoxy, optionally substituted thioalkyl, optionally substituted alkylsulfinyl, optionally substituted alkylsulfonyl, and optionally substituted amino, thioamido, amidosulfonyl, alkoxycarbonyl, carboxamide, amino-carbonyl,

and alkylamine-carbonyl; and wherein R^8 is selected from hydrogen, and an organic radical comprising 1 to 6 carbon atoms selected from optionally substituted C1-C6 alkyl or C2-C6 alkenyl or C2-C6 alkynyl, optionally substituted C1-C6 heteroalkyl or C2-C6 heteroalkenyl or C2-C6 heteroalkynyl, optionally substituted C3-C6 cycloalkyl or C3-C6 cycloalkenyl or C6 cycloalkynyl, optionally substituted C3-C6 heterocycloalkyl or C3-C6 heterocycloalkenyl or C6 heterocycloalkynyl, optionally substituted aryl, and optionally substituted heteroaryl; or a pharmaceutically acceptable salt or N-oxide thereof, in a dosage and amount effective to treat the disorder in the mammal.

[00458] In a further aspect, the method further comprises identifying a mammal with a need for treatment of the disorder. In a further aspect, the mammal has a need for treatment of the disorder prior to administration. In a further aspect, the mammal has been diagnosed with a need for treatment of the disorder prior to administration.

[00459] In one aspect, the disorder is one or more neurological and/or psychiatric disorder associated with glutamate dysfunction in the mammal. For example, the disorder can be one or more of dementia, delirium, amnesic disorders, age-related cognitive decline, schizophrenia, psychosis including schizophrenia, schizophreniform disorder, schizoaffective disorder, delusional disorder, brief psychotic disorder, substance-related disorder, movement disorders, epilepsy, chorea, pain, migraine, diabetes, dystonia, obesity, eating disorders, brain edema, sleep disorder, narcolepsy, anxiety, affective disorder, panic attacks, unipolar depression, bipolar disorder, and psychotic depression.

[00460] Also provided is a method for the treatment of a disorder in a mammal comprising the step of administering to the mammal at least one having a structure:



wherein n is 0, 1, 2, 3 or 4; wherein Y^1 and Y^2 are independently selected from C and N;

wherein R^1 is hydrogen or an organic radical comprising 1 to 12 carbon atoms; wherein R^{2a}

and R^{2b}, when present, together comprise =O or =S or each R^{2a} and R^{2b} is independently hydrogen, halogen, hydroxyl, cyano, nitro, thiol, amino, or an organic radical comprising 1 to 6 carbon atoms; wherein R^{3a} and R^{3b} together comprise =O or =S or each R^{3a} and R^{3b} is independently hydrogen, halogen, hydroxyl, cyano, nitro, thiol, amino, or an organic radical comprising 1 to 6 carbon atoms; wherein R⁴ comprises one, two, or three substituents independently present as hydrogen, halogen, hydroxyl, cyano, nitro, thiol, or an organic radical comprising 1 to 12 carbon atoms; wherein L is an organic divalent radical comprising 1 to 7 carbon atoms; and wherein R⁵ is an organic radical comprising 4 to 14 carbon atoms, or a pharmaceutically acceptable salt or N-oxide thereof, in a dosage and amount effective to treat the disorder in the mammal.

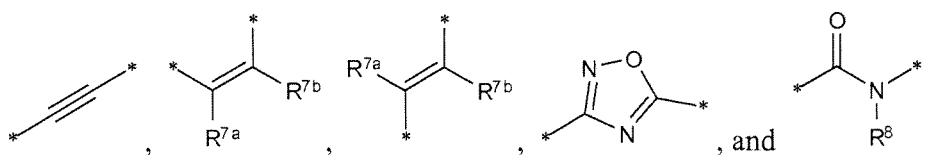
[00461] In a further aspect, Y¹ is selected from N and C-R⁴.

[00462] In a further aspect, Y² is selected from N and C-H.

[00463] In a further aspect, each R^{3a} and R^{3b} is independently hydrogen, halogen, hydroxyl, cyano, nitro, thiol, amino, or an organic radical comprising 1 to 6 carbon atoms.

[00464] In a further aspect, R⁴ is hydrogen, halogen, hydroxyl, cyano, nitro, thiol, or an organic radical comprising 1 to 12 carbon atoms.

[00465] In a further aspect, L is an organic divalent radical comprising 1 to 7 carbon atoms and is selected from:

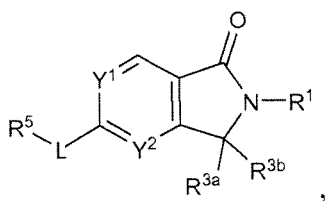


[00466] In a further aspect, R^{7a} and R^{7b} together form an optionally substituted carbocyclic or heterocyclic ring having from two to five carbons or are independently selected from hydrogen, halogen, hydroxyl, cyano, nitro, thiol, amino, and an organic radical comprising 1 to 5 carbon atoms selected from optionally substituted C1-C5 alkyl or C2-C5 alkenyl or C2-C5 alkynyl, optionally substituted C1-C5 heteroalkyl or C2-C5 heteroalkenyl or C2-C5 heteroalkynyl, optionally substituted C3-C5 cycloalkyl or C3-C5 cycloalkenyl,

optionally substituted C3-C5 heterocycloalkyl or C3-C5 heterocycloalkenyl, optionally substituted aryl, optionally substituted heteroaryl, optionally substituted alkoxy, optionally substituted thioalkyl, optionally substituted alkylsulfinyl, optionally substituted alkylsulfonyl, and optionally substituted amino, thioamido, amidosulfonyl, alkoxycarbonyl, carboxamide, amino-carbonyl, and alkylamine-carbonyl.

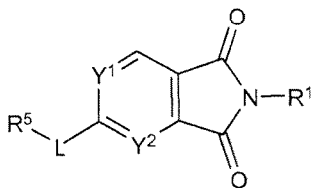
[00467] In a further aspect, R^8 is selected from hydrogen, and an organic radical comprising 1 to 6 carbon atoms selected from optionally substituted C1-C6 alkyl or C2-C6 alkenyl or C2-C6 alkynyl, optionally substituted C1-C6 heteroalkyl or C2-C6 heteroalkenyl or C2-C6 heteroalkynyl, optionally substituted C3-C6 cycloalkyl or C3-C6 cycloalkenyl or C6 cycloalkynyl, optionally substituted C3-C6 heterocycloalkyl or C3-C6 heterocycloalkenyl or C6 heterocycloalkynyl, optionally substituted aryl, and optionally substituted heteroaryl.

[00468] In a further aspect, the compound comprises an isoindolin-1-one derivative or a pharmaceutically acceptable salt or N-oxide thereof having a structure:



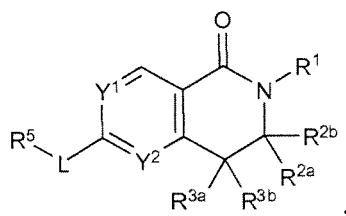
wherein R^1 is hydrogen or an organic radical comprising 1 to 12 carbon atoms; and wherein R^5 is an organic radical comprising 4 to 14 carbon atoms, with the proviso that if R^1 is hydrogen, then R^5 is optionally substituted phenyl or optionally substituted pyridinyl.

[00469] In a further aspect, the compound comprises an isoindoline-1,3-dione derivative or a pharmaceutically acceptable salt or N-oxide thereof having a structure:



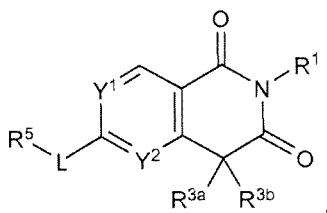
wherein R^1 is hydrogen or is selected from optionally substituted C1-C12 alkyl, optionally substituted C1-C12 heteroalkyl, optionally substituted C3-C12 cycloalkyl, or optionally substituted C3-C12 heterocycloalkyl, with the proviso that R^1 does not comprise silicon; and wherein R^5 is an organic radical comprising 4 to 14 carbon atoms, with the proviso that if R^1 is hydrogen, then R^5 is optionally substituted phenyl or optionally substituted pyridinyl, and with the proviso that if R^1 is methyl, then R^5 is an organic radical comprising 4 to 14 carbon atoms.

[00470] In a further aspect, the compound comprises a 3,4-dihydroisoquinolin-1(2H)-one derivative or a pharmaceutically acceptable salt or N-oxide thereof having a structure:



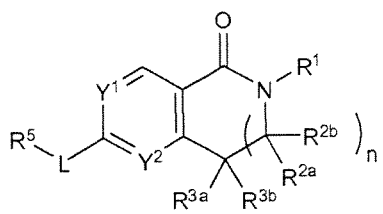
wherein R^1 is hydrogen or an organic radical comprising 1 to 12 carbon atoms; wherein each R^{2a} and R^{2b} is independently hydrogen, halogen, hydroxyl, cyano, nitro, thiol, amino, or an organic radical comprising 1 to 6 carbon atoms; and wherein R^5 is an organic radical comprising 4 to 14 carbon atoms.

[00471] In a further aspect, the compound comprises an isoquinoline-1,3(2H,4H)-dione derivative or a pharmaceutically acceptable salt or N-oxide thereof having a structure:



wherein R^1 is hydrogen or an organic radical comprising 1 to 12 carbon atoms; and wherein R^5 is an organic radical comprising 4 to 14 carbon atoms, with the proviso that R^5 does not comprise a triphenylamine residue or a benzimidamide residue.

[00472] In a further aspect, the compound comprises a bicyclic compound or a pharmaceutically acceptable salt or N-oxide thereof having a structure:



wherein n is 2, 3 or 4; wherein R¹ is hydrogen or an organic radical comprising 1 to 12 carbon atoms; wherein R^{2a} and R^{2b} together comprise =O or =S or each R^{2a} and R^{2b} is independently hydrogen, halogen, hydroxyl, cyano, nitro, thiol, amino, or an organic radical comprising 1 to 6 carbon atoms; and wherein R⁵ is an organic radical comprising 4 to 14 carbon atoms.

[00473] In a further aspect, the disorder is a neurological and/or psychiatric disorder associated with glutamate dysfunction. In a further aspect, the disorder is selected from dementia, delirium, amnesic disorders, age-related cognitive decline, schizophrenia, psychosis including schizophrenia, schizophreniform disorder, schizoaffective disorder, delusional disorder, brief psychotic disorder, substance-related disorder, movement disorders, epilepsy, chorea, pain, migraine, diabetes, dystonia, obesity, eating disorders, brain edema, sleep disorder, narcolepsy, anxiety, affective disorder, panic attacks, unipolar depression, bipolar disorder, and psychotic depression.

[00474] In one aspect, the mammal is a human. In a further aspect, the mammal has been diagnosed with a need for treatment of the disorder prior to the administering step.

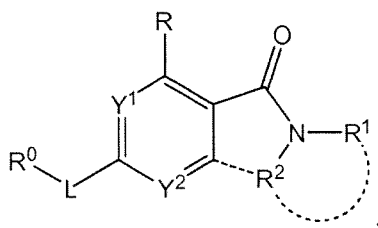
d. ENHANCING COGNITION

[00475] Schizophrenia symptoms can be classified as positive, negative, or cognitive.

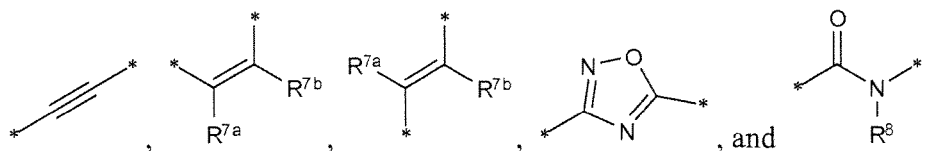
Positive symptoms of schizophrenia include delusion and hallucination, which can be measured using, for example, the Positive and Negative Syndrome Scale (PANSS) (see Kay et al., 1987, Schizophrenia Bulletin 13, 261-276). Negative symptoms of schizophrenia include affect blunting, anergia, alogia, and social withdrawal, which can be measured for example, using the Scales for the Assessment of Negative Symptoms (SANS) (see

Andreasen, 1983, Scales for the Assessment of Negative Symptoms, Iowa City, Iowa).
 Cognitive symptoms of schizophrenia include impairment in obtaining, organizing, and using
 intellectual knowledge which can be measured using the Positive and Negative Syndrome
 Scale-cognitive subscale (PANSS-cognitive subscale) (Lindenmayer et al., J Nerv Ment Dis
 5 1994, 182, 631-638) or by assessing the ability to perform cognitive tasks such as, for
 example, using the Wisconsin Card Sorting Test (see, e.g., Green et al., Am J Psychiatry
 1992, 149, 162-67; and Koren et al., Schizophr Bull 2006, 32(2), 310-26).

[00476] In one aspect, the invention relates to a method for enhancing cognition in a
 mammal comprising the step of administering to the mammal at least one compound having a
 10 structure represented by a formula:



wherein each ---- is an optional covalent bond; wherein Y¹ and Y² are independently selected
 from N and C-R; wherein each R is independently selected from hydrogen, halogen,
 hydroxyl, cyano, nitro, thiol, or an organic radical comprising 1 to 12 carbon atoms; wherein
 15 R¹ and R² are independently hydrogen or an optionally substituted organic radical comprising
 from 1 to 12 carbon atoms; wherein R⁰ is an optionally substituted organic radical comprising
 4 to 14 carbon atoms; wherein L is an organic divalent radical comprising 1 to 7 carbon atoms
 and is selected from:



20 wherein R^{7a} and R^{7b} together form an optionally substituted carbocyclic or heterocyclic ring
 having from two to five carbons or are independently selected from hydrogen, halogen,
 hydroxyl, cyano, nitro, thiol, amino, and an organic radical comprising 1 to 5 carbon atoms
 selected from optionally substituted C1-C5 alkyl or C2-C5 alkenyl or C2-C5 alkynyl,

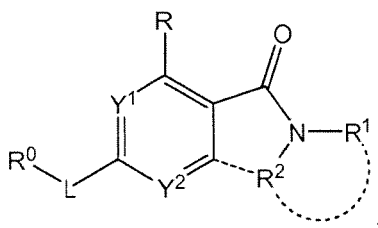
optionally substituted C1-C5 heteroalkyl or C2-C5 heteroalkenyl or C2-C5 heteroalkynyl, optionally substituted C3-C5 cycloalkyl or C3-C5 cycloalkenyl, optionally substituted C3-C5 heterocycloalkyl or C3-C5 heterocycloalkenyl, optionally substituted aryl, optionally substituted heteroaryl, optionally substituted alkoxyl, optionally substituted thioalkyl, optionally substituted alkylsulfinyl, optionally substituted alkylsulfonyl, and optionally substituted amino, thioamido, amidosulfonyl, alkoxycarbonyl, carboxamide, amino-carbonyl, and alkylamine-carbonyl; and or a pharmaceutically acceptable salt or N-oxide thereof, in a dosage and amount effective to enhance cognition in the mammal. In a further aspect, the cognition enhancement is a statistically significant increase in Novel Object Recognition. In a further aspect, the cognition enhancement is a statistically significant increase in synaptic plasticity. In a further aspect, the cognition enhancement is a statistically significant increase in performance of the Wisconsin Card Sorting Test.

[00477] mGluR5 potentiation has also been linked to improvement of cognition (Kinney, G.G.; O'Brien, Lemaire, W.; Burno, M.; Bickel, D.J.; Clements, M.K.; Wisnoski, D.D.; Lindsley, C.W.; Tiller, P.R.; Smith, S.; Jacobson, M.A.; Sur, C.; Duggan, M.E.; Pettibone, D.J.; Williams, Jr., D.W. 'A novel selective allosteric modulator of metabotropic glutamate receptor subtype 5 (mGluR5) has an antipsychotic profile in rat behavioral models' *J. Pharmacol. Exp. Therapeut.* **2005**, 313(1), 199; Lindsley, C.W.; Wisnoski, D.D.; Leister, W.H.; O'Brien, J.A.; Lemaire, W.; Williams, Jr., D.L.; Burno, M.; Sur, C.; Kinney, G.G.; Pettibone, D.J.; Tiller, P.R.; Smith, S.; Duggan, M.E.; Hartman, G.D.; Conn, P.J.; Huff, J.R. 'Discovery of positive allosteric modulators for the metabotropic glutamate receptor subtype 5 from a series of *N*-(1,3-Diphenyl-1H-pyrazol-5-yl)benzamides that potentiate receptor function *in vivo*' *J. Med. Chem.* **2004**, 47, 5825; Epping-Jordan M.P., Nayak, S., Derouet, F., Dominguez, H., Bessis A.S., Le Poul E., Ludwig B.L. Mutel V., , Poli S.M. and Rocher J.P. In Vivo Characterization of mGluR5 Positive Allosteric Modulators as Novel Treatments for Schizophrenia and Cognitive Dysfunction *Neuropharmacology* **2005**, 49, 243.). This theory was validated in a cellular model of the long lasting changes in transmission of synaptic transmission that are thought to underlie multiple forms of learning and memory. This model is termed hippocampal long term potentiation (LTP) and involves measurements of strengthen in synaptic connections between neurons in the brain that are critical for learning

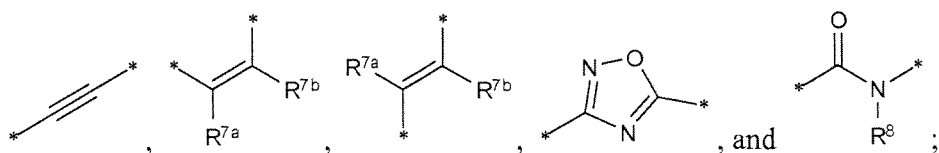
to occur. Figure 20 shows the increase in strength of synaptic connections after applying a stimulus to the synapse in the absence and presence of two structurally distinct mGluR5 PAMs, VU29 (top panel) and ADX47273 (bottom panel). Both PAMs induced a robust increase in synaptic connections in a manner that would be predicted to enhance learning and memory. This could provide an approach to improving cognition in disorders involving impaired cognitive function, including schizophrenia, Alzheimers disease, Parkinson's disease, and multiple other human brain disorders. A representative mGluR5 PAM that enhances hippocampal LTP is also active in preclinical cognition model of Novel Object Recognition (NOR) wherein the mGluR5 PAM, ADX47273, displaying a robust and significant improvement in NOR, equivalent to the known cognitive enhancing H3 antagonist Thioperide (Figure 11).

2. MANUFACTURE OF A MEDICAMENT

[00478] Also provided is a method for the manufacture of a medicament for treatment of a disorder in a mammal, for partial agonism of metabotropic glutamate receptor activity in a mammal, for enhancing cognition in a mammal, and/or for potentiation of metabotropic glutamate receptor activity in a mammal comprising combining at least one compound having a structure:

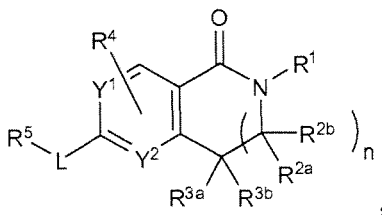


wherein each ----- is an optional covalent bond; wherein Y¹ and Y² are independently selected from N and C-R; wherein each R is independently selected from hydrogen, halogen, hydroxyl, cyano, nitro, thiol, or an organic radical comprising 1 to 12 carbon atoms; wherein R¹ and R² are independently hydrogen or an optionally substituted organic radical comprising from 1 to 12 carbon atoms; wherein R⁰ is an optionally substituted organic radical comprising 4 to 14 carbon atoms; wherein L is an organic divalent radical comprising 1 to 7 carbon atoms and is selected from:



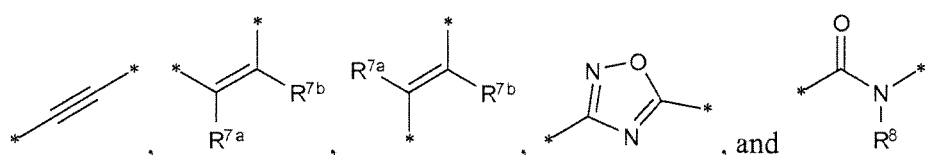
wherein R^{7a} and R^{7b} together form an optionally substituted carbocyclic or heterocyclic ring having from two to five carbons or are independently selected from hydrogen, halogen, hydroxyl, cyano, nitro, thiol, amino, and an organic radical comprising 1 to 5 carbon atoms selected from optionally substituted C1-C5 alkyl or C2-C5 alkenyl or C2-C5 alkynyl, optionally substituted C1-C5 heteroalkyl or C2-C5 heteroalkenyl or C2-C5 heteroalkynyl, optionally substituted C3-C5 cycloalkyl or C3-C5 cycloalkenyl, optionally substituted C3-C5 heterocycloalkyl or C3-C5 heterocycloalkenyl, optionally substituted aryl, optionally substituted heteroaryl, optionally substituted alkoxy, optionally substituted thioalkyl, optionally substituted alkylsulfinyl, optionally substituted alkylsulfonyl, and optionally substituted amino, thioamido, amidosulfonyl, alkoxycarbonyl, carboxamide, amino-carbonyl, and alkylamine-carbonyl; and wherein R^8 is selected from hydrogen, and an organic radical comprising 1 to 6 carbon atoms selected from optionally substituted C1-C6 alkyl or C2-C6 alkenyl or C2-C6 alkynyl, optionally substituted C1-C6 heteroalkyl or C2-C6 heteroalkenyl or C2-C6 heteroalkynyl, optionally substituted C3-C6 cycloalkyl or C3-C6 cycloalkenyl or C6 cycloalkynyl, optionally substituted C3-C6 heterocycloalkyl or C3-C6 heterocycloalkenyl or C6 heterocycloalkynyl, optionally substituted aryl, and optionally substituted heteroaryl; or a pharmaceutically acceptable salt or N-oxide thereof, with a pharmaceutically acceptable carrier.

[00479] Also provided is a method for the manufacture of a medicament for potentiation of metabotropic glutamate receptor activity in a mammal comprising combining at least one compound having a structure:



wherein n is 0, 1, 2, 3 or 4; wherein Y^1 and Y^2 are independently selected from C and N; wherein R^1 is hydrogen or an organic radical comprising 1 to 12 carbon atoms; wherein R^{2a} and R^{2b} , when present, together comprise =O or =S or each R^{2a} and R^{2b} is independently hydrogen, halogen, hydroxyl, cyano, nitro, thiol, amino, or an organic radical comprising 1 to 6 carbon atoms; wherein R^{3a} and R^{3b} together comprise =O or =S or each R^{3a} and R^{3b} is independently hydrogen, halogen, hydroxyl, cyano, nitro, thiol, amino, or an organic radical comprising 1 to 6 carbon atoms; wherein R^4 comprises one, two, or three substituents independently present as hydrogen, halogen, hydroxyl, cyano, nitro, thiol, or an organic radical comprising 1 to 12 carbon atoms; wherein L is an organic divalent radical comprising 1 to 7 carbon atoms; and wherein R^5 is an organic radical comprising 4 to 14 carbon atoms, or a pharmaceutically acceptable salt or N-oxide thereof, with a pharmaceutically acceptable carrier. In a further aspect, Y^1 is selected from N and C- R^4 . In a further aspect, Y^2 is selected from N and C-H. In a further aspect, each R^{3a} and R^{3b} is independently hydrogen, halogen, hydroxyl, cyano, nitro, thiol, amino, or an organic radical comprising 1 to 6 carbon atoms. In one aspect, R^4 is hydrogen, halogen, hydroxyl, cyano, nitro, thiol, or an organic radical comprising 1 to 12 carbon atoms.

[00480] In a further aspect, L is an organic divalent radical comprising 1 to 7 carbon atoms and is selected from:

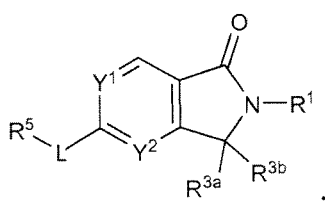


[00481] In a further aspect, R^{7a} and R^{7b} together form an optionally substituted carbocyclic or heterocyclic ring having from two to five carbons or are independently selected from hydrogen, halogen, hydroxyl, cyano, nitro, thiol, amino, and an organic radical comprising 1 to 5 carbon atoms selected from optionally substituted C1-C5 alkyl or C2-C5 alkenyl or C2-C5 alkynyl, optionally substituted C1-C5 heteroalkyl or C2-C5 heteroalkenyl or C2-C5 heteroalkynyl, optionally substituted C3-C5 cycloalkyl or C3-C5 cycloalkenyl, optionally substituted C3-C5 heterocycloalkyl or C3-C5 heterocycloalkenyl, optionally substituted aryl, optionally substituted heteroaryl, optionally substituted alkoxy, optionally

substituted thioalkyl, optionally substituted alkylsulfinyl, optionally substituted alkylsulfonyl, and optionally substituted amino, thioamido, amidosulfonyl, alkoxycarbonyl, carboxamide, amino-carbonyl, and alkylamine-carbonyl.

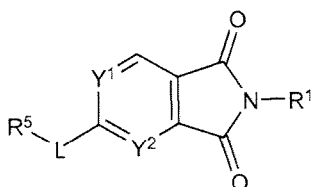
[00482] In a further aspect, R^8 is selected from hydrogen, and an organic radical comprising 1 to 6 carbon atoms selected from optionally substituted C1-C6 alkyl or C2-C6 alkenyl or C2-C6 alkynyl, optionally substituted C1-C6 heteroalkyl or C2-C6 heteroalkenyl or C2-C6 heteroalkynyl, optionally substituted C3-C6 cycloalkyl or C3-C6 cycloalkenyl or C6 cycloalkynyl, optionally substituted C3-C6 heterocycloalkyl or C3-C6 heterocycloalkenyl or C6 heterocycloalkynyl, optionally substituted aryl, and optionally substituted heteroaryl.

[00483] In a further aspect, the compound comprises an isoindolin-1-one derivative or a pharmaceutically acceptable salt or N-oxide thereof having a structure:



wherein R^1 is hydrogen or an organic radical comprising 1 to 12 carbon atoms; and wherein R^5 is an organic radical comprising 4 to 14 carbon atoms, with the proviso that if R^1 is hydrogen, then R^5 is optionally substituted phenyl or optionally substituted pyridinyl.

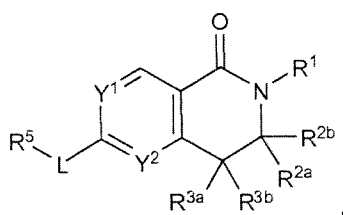
[00484] In a further aspect, the compound comprises an isoindoline-1,3-dione derivative or a pharmaceutically acceptable salt or N-oxide thereof having a structure:



wherein R^1 is hydrogen or is selected from optionally substituted C1-C12 alkyl, optionally substituted C1-C12 heteroalkyl, optionally substituted C3-C12 cycloalkyl, or optionally substituted C3-C12 heterocycloalkyl, with the proviso that R^1 does not comprise silicon; and

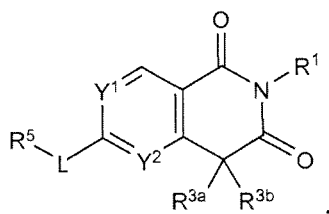
wherein R^5 is an organic radical comprising 4 to 14 carbon atoms, with the proviso that if R^1 is hydrogen, then R^5 is optionally substituted phenyl or optionally substituted pyridinyl, and with the proviso that if R^1 is methyl, then R^5 is an organic radical comprising 4 to 14 carbon atoms.

- 5 [00485] In a further aspect, the compound comprises a 3,4-dihydroisoquinolin-1(2H)-one derivative or a pharmaceutically acceptable salt or N-oxide thereof having a structure:



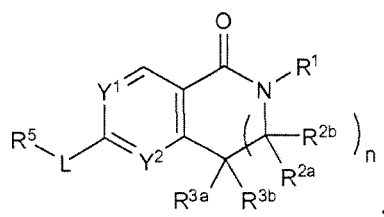
- 10 wherein R^1 is hydrogen or an organic radical comprising 1 to 12 carbon atoms; wherein each R^{2a} and R^{2b} is independently hydrogen, halogen, hydroxyl, cyano, nitro, thiol, amino, or an organic radical comprising 1 to 6 carbon atoms; and wherein R^5 is an organic radical comprising 4 to 14 carbon atoms.

[00486] In a further aspect, the compound comprises an isoquinoline-1,3(2H,4H)-dione derivative or a pharmaceutically acceptable salt or N-oxide thereof having a structure:



- 15 wherein R^1 is hydrogen or an organic radical comprising 1 to 12 carbon atoms; and wherein R^5 is an organic radical comprising 4 to 14 carbon atoms, with the proviso that R^5 does not comprise a triphenylamine residue or a benzimidamide residue.

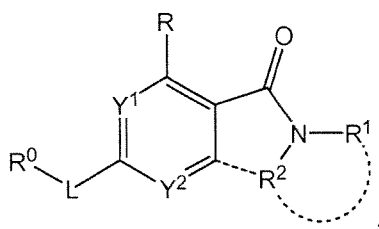
[00487] In a further aspect, the compound comprises a bicyclic compound or a pharmaceutically acceptable salt or N-oxide thereof having a structure:



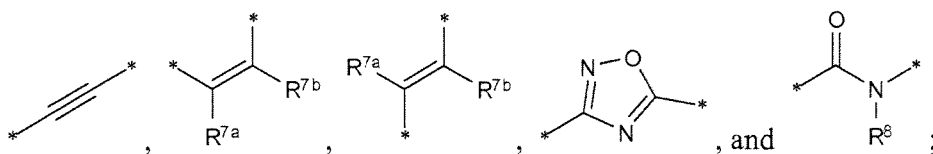
wherein n is 2, 3 or 4; wherein R¹ is hydrogen or an organic radical comprising 1 to 12 carbon atoms; wherein R^{2a} and R^{2b} together comprise =O or =S or each R^{2a} and R^{2b} is independently hydrogen, halogen, hydroxyl, cyano, nitro, thiol, amino, or an organic radical comprising 1 to 6 carbon atoms; and wherein R⁵ is an organic radical comprising 4 to 14 carbon atoms.

3. USE OF COMPOUNDS

[00488] Also provided are uses of the disclosed compounds. For example, provided is the use of a compound having a structure:

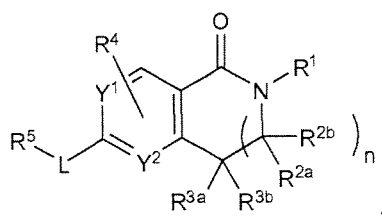


wherein each ---- is an optional covalent bond; wherein Y¹ and Y² are independently selected from N and C-R; wherein each R is independently selected from hydrogen, halogen, hydroxyl, cyano, nitro, thiol, or an organic radical comprising 1 to 12 carbon atoms; wherein R¹ and R² are independently hydrogen or an optionally substituted organic radical comprising from 1 to 12 carbon atoms; wherein R⁰ is an optionally substituted organic radical comprising 4 to 14 carbon atoms; wherein L is an organic divalent radical comprising 1 to 7 carbon atoms and is selected from:



wherein R^{7a} and R^{7b} together form an optionally substituted carbocyclic or heterocyclic ring having from two to five carbons or are independently selected from hydrogen, halogen, hydroxyl, cyano, nitro, thiol, amino, and an organic radical comprising 1 to 5 carbon atoms selected from optionally substituted C1-C5 alkyl or C2-C5 alkenyl or C2-C5 alkynyl, optionally substituted C1-C5 heteroalkyl or C2-C5 heteroalkenyl or C2-C5 heteroalkynyl, optionally substituted C3-C5 cycloalkyl or C3-C5 cycloalkenyl, optionally substituted C3-C5 heterocycloalkyl or C3-C5 heterocycloalkenyl, optionally substituted aryl, optionally substituted heteroaryl, optionally substituted alkoxy, optionally substituted thioalkyl, optionally substituted alkylsulfinyl, optionally substituted alkylsulfonyl, and optionally substituted amino, thioamido, amidosulfonyl, alkoxycarbonyl, carboxamide, amino-carbonyl, and alkylamine-carbonyl; and wherein R^8 is selected from hydrogen, and an organic radical comprising 1 to 6 carbon atoms selected from optionally substituted C1-C6 alkyl or C2-C6 alkenyl or C2-C6 alkynyl, optionally substituted C1-C6 heteroalkyl or C2-C6 heteroalkenyl or C2-C6 heteroalkynyl, optionally substituted C3-C6 cycloalkyl or C3-C6 cycloalkenyl or C6 cycloalkynyl, optionally substituted C3-C6 heterocycloalkyl or C3-C6 heterocycloalkenyl or C6 heterocycloalkynyl, optionally substituted aryl, and optionally substituted heteroaryl; or a pharmaceutically acceptable salt or N-oxide thereof.

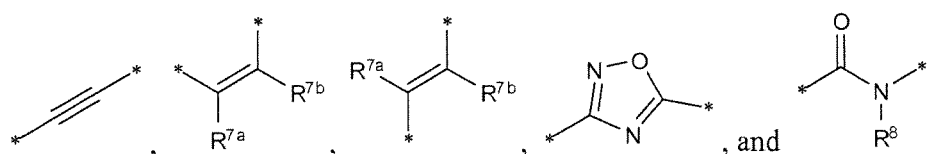
[00489] As a further example, provided is the use of a compound having a structure:



wherein n is 0, 1, 2, 3 or 4; wherein Y^1 and Y^2 are independently selected from C and N; wherein R^1 is hydrogen or an organic radical comprising 1 to 12 carbon atoms; wherein R^{2a} and R^{2b} , when present, together comprise =O or =S or each R^{2a} and R^{2b} is independently hydrogen, halogen, hydroxyl, cyano, nitro, thiol, amino, or an organic radical comprising 1 to 6 carbon atoms; wherein R^{3a} and R^{3b} together comprise =O or =S or each R^{3a} and R^{3b} is independently hydrogen, halogen, hydroxyl, cyano, nitro, thiol, amino, or an organic radical comprising 1 to 6 carbon atoms; wherein R^4 comprises one, two, or three substituents

independently present as hydrogen, halogen, hydroxyl, cyano, nitro, thiol, or an organic radical comprising 1 to 12 carbon atoms; wherein L is an organic divalent radical comprising 1 to 7 carbon atoms; and wherein R⁵ is an organic radical comprising 4 to 14 carbon atoms, or a pharmaceutically acceptable salt or N-oxide thereof, to potentiate mGluR5 response in a mammal. In a further aspect, Y¹ is selected from N and C-R⁴. In a further aspect, Y² is selected from N and C-H. In a further aspect, each R^{3a} and R^{3b} is independently hydrogen, halogen, hydroxyl, cyano, nitro, thiol, amino, or an organic radical comprising 1 to 6 carbon atoms. In a further aspect, R⁴ is hydrogen, halogen, hydroxyl, cyano, nitro, thiol, or an organic radical comprising 1 to 12 carbon atoms.

[00490] In a further aspect, L is an organic divalent radical comprising 1 to 7 carbon atoms and is selected from:

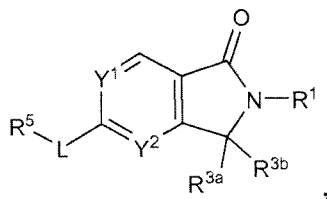


[00491] In a further aspect, R^{7a} and R^{7b} together form an optionally substituted carbocyclic or heterocyclic ring having from two to five carbons or are independently selected from hydrogen, halogen, hydroxyl, cyano, nitro, thiol, amino, and an organic radical comprising 1 to 5 carbon atoms selected from optionally substituted C1-C5 alkyl or C2-C5 alkenyl or C2-C5 alkynyl, optionally substituted C1-C5 heteroalkyl or C2-C5 heteroalkenyl or C2-C5 heteroalkynyl, optionally substituted C3-C5 cycloalkyl or C3-C5 cycloalkenyl, optionally substituted C3-C5 heterocycloalkyl or C3-C5 heterocycloalkenyl, optionally substituted aryl, optionally substituted heteroaryl, optionally substituted alkoxy, optionally substituted thioalkyl, optionally substituted alkylsulfinyl, optionally substituted alkylsulfonyl, and optionally substituted amino, thioamido, amidosulfonyl, alkoxycarbonyl, carboxamide, amino-carbonyl, and alkylamine-carbonyl.

[00492] In a further aspect, R⁸ is selected from hydrogen, and an organic radical comprising 1 to 6 carbon atoms selected from optionally substituted C1-C6 alkyl or C2-C6 alkenyl or C2-C6 alkynyl, optionally substituted C1-C6 heteroalkyl or C2-C6 heteroalkenyl or C2-C6 heteroalkynyl, optionally substituted C3-C6 cycloalkyl or C3-C6 cycloalkenyl or C6

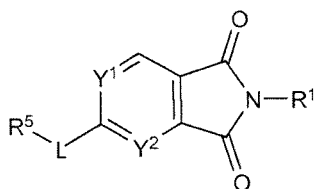
cycloalkynyl, optionally substituted C3-C6 heterocycloalkyl or C3-C6 heterocycloalkenyl or C6 heterocycloalkynyl, optionally substituted aryl, and optionally substituted heteroaryl.

[00493] In a further aspect, the compound comprises an isoindolin-1-one derivative or a pharmaceutically acceptable salt or N-oxide thereof having a structure:



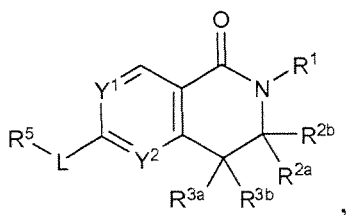
wherein R^1 is hydrogen or an organic radical comprising 1 to 12 carbon atoms; and wherein R^5 is an organic radical comprising 4 to 14 carbon atoms, with the proviso that if R^1 is hydrogen, then R^5 is optionally substituted phenyl or optionally substituted pyridinyl.

[00494] In a further aspect, the compound comprises an isoindoline-1,3-dione derivative or a pharmaceutically acceptable salt or N-oxide thereof having a structure:



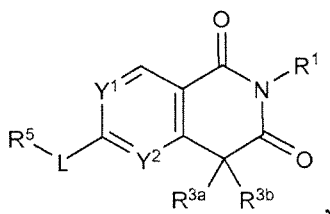
wherein R^1 is hydrogen or is selected from optionally substituted C1-C12 alkyl, optionally substituted C1-C12 heteroalkyl, optionally substituted C3-C12 cycloalkyl, or optionally substituted C3-C12 heterocycloalkyl, with the proviso that R^1 does not comprise silicon; and wherein R^5 is an organic radical comprising 4 to 14 carbon atoms, with the proviso that if R^1 is hydrogen, then R^5 is optionally substituted phenyl or optionally substituted pyridinyl, and with the proviso that if R^1 is methyl, then R^5 is an organic radical comprising 4 to 14 carbon atoms.

[00495] In a further aspect, the compound comprises a 3,4-dihydroisoquinolin-1(2H)-one derivative or a pharmaceutically acceptable salt or N-oxide thereof having a structure:



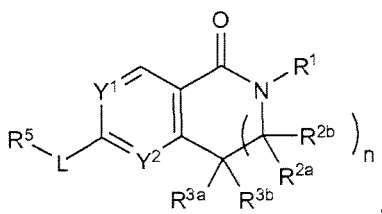
wherein R¹ is hydrogen or an organic radical comprising 1 to 12 carbon atoms; wherein each R^{2a} and R^{2b} is independently hydrogen, halogen, hydroxyl, cyano, nitro, thiol, amino, or an organic radical comprising 1 to 6 carbon atoms; and wherein R⁵ is an organic radical comprising 4 to 14 carbon atoms.

[00496] In a further aspect, the compound comprises an isoquinoline-1,3(2H,4H)-dione derivative or a pharmaceutically acceptable salt or N-oxide thereof having a structure:



wherein R¹ is hydrogen or an organic radical comprising 1 to 12 carbon atoms; and wherein R⁵ is an organic radical comprising 4 to 14 carbon atoms, with the proviso that R⁵ does not comprise a triphenylamine residue or a benzimidamide residue.

[00497] In a further aspect, the compound comprises a bicyclic compound or a pharmaceutically acceptable salt or N-oxide thereof having a structure:



wherein n is 2, 3 or 4; wherein R¹ is hydrogen or an organic radical comprising 1 to 12 carbon atoms; wherein R^{2a} and R^{2b} together comprise =O or =S or each R^{2a} and R^{2b} is independently

hydrogen, halogen, hydroxyl, cyano, nitro, thiol, amino, or an organic radical comprising 1 to 6 carbon atoms; and wherein R⁵ is an organic radical comprising 4 to 14 carbon atoms.

[00498] In one aspect, the use is characterized in that the mammal is a human.

[00499] In one aspect, the use relates to a treatment of a disorder in a mammal.

5 [00500] In one aspect, the use is characterized in that the disorder is a neurological and/or psychiatric disorder associated with glutamate dysfunction.

[00501] In one aspect, the use relates to potentiation for partial agonism of metabotropic glutamate receptor activity in a mammal.

4. SUBJECTS

10 [00502] The subject of the herein disclosed methods can be a vertebrate, such as a mammal, a fish, a bird, a reptile, or an amphibian. Thus, the subject of the herein disclosed methods can be a human, non-human primate, horse, pig, rabbit, dog, sheep, goat, cow, cat, guinea pig or rodent. The term does not denote a particular age or sex. Thus, adult and newborn subjects, as well as fetuses, whether male or female, are intended to be covered. A
15 patient refers to a subject afflicted with a disease or disorder. The term "patient" includes human and veterinary subjects.

[00503] In some aspects of the disclosed methods, the subject has been diagnosed with a need for treatment of one or more neurological and/or psychiatric disorder associated with glutamate dysfunction prior to the administering step. In some aspects of the disclosed
20 method, the subject has been diagnosed with a need for potentiation of metabotropic glutamate receptor activity prior to the administering step. In some aspects of the disclosed method, the subject has been diagnosed with a need for partial agonism of metabotropic glutamate receptor activity prior to the administering step.

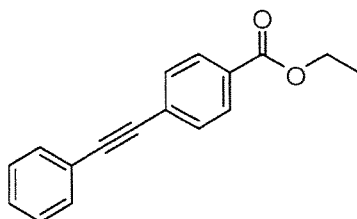
H. EXPERIMENTAL

25 [00504] The following examples are put forth so as to provide those of ordinary skill in the art with a complete disclosure and description of how the compounds, compositions,

articles, devices and/or methods claimed herein are made and evaluated, and are intended to be purely exemplary of the invention and are not intended to limit the scope of what the inventors regard as their invention. Efforts have been made to ensure accuracy with respect to numbers (*e.g.*, amounts, temperature, etc.), but some errors and deviations should be accounted for. Unless indicated otherwise, parts are parts by weight, temperature is in °C or is at ambient temperature, and pressure is at or near atmospheric.

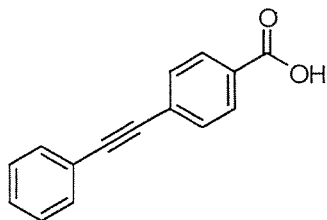
[00505] Several methods for preparing the compounds of this invention are illustrated in the following Examples. Starting materials and the requisite intermediates are in some cases commercially available, or can be prepared according to literature procedures or as illustrated herein. All ¹H NMR spectra were obtained on instrumentation at a field strength of 300 to 500 MHz.

1. ETHYL 4-(PHENYLETHYNYL)BENZOATE



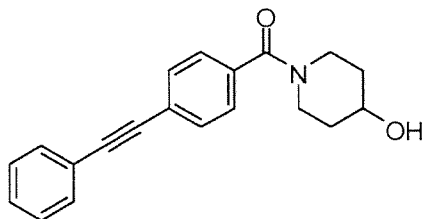
[00506] To a solution of ethyl 4-iodobenzoate (5.0 g, 18.2 mmol) in DMF (8 mL) was added phenylacetylene (2.25 g, 22.1 mmol), Pd(Ph₃P)₄ (502 mg, 0.45 mmol), CuI (172 mg, 0.91 mmol) and diethylamine (2 mL). The reaction vessel was sealed and heated at 60 °C for 1h in a microwave reactor. The reaction was cooled to room temperature, diluted with EtOAc:hexanes (2:1, 150 mL) and washed with water (2 x 100 mL) and brine (100 mL). The organic phase was dried over MgSO₄, filtered and concentrated under vacuum. The crude product was purified by column chromatography (silica gel) using 0 to 10 % EtOAc/hexanes to afford ethyl 4-(phenylethynyl)benzoate (7.89 g, 86%) as a pale yellow solid; ¹H-nmr (400 MHz, CDCl₃) δ 8.05 (d, *J* = 8.0 Hz, 2H), 7.61 (d, *J* = 8.0 Hz, 2H), 7.56 (dd, *J* = 8.0, 2.0 Hz, 2H), 7.41-7.37 (m, 3H), 4.41 (q, *J* = 7.0 Hz, 2H), 1.44 (t, *J* = 7.0 Hz, 3H); LC (275 nM) 5.79 min (>98%); MS (ESI) *m/z* = 250.9.

2. 4-(PHENYLETHYNYL)BENZOIC ACID



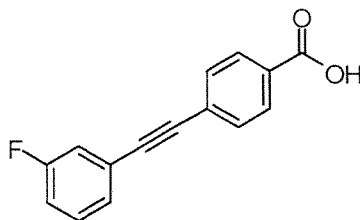
[00507] To a solution of ethyl 4-(phenylethynyl)benzoate (7.81 g, 31.2 mmol) in THF (80 mL) was added MeOH (15 mL) and a solution of LiOH (5.24 g, 124 mmol) in water (15 mL). The reaction was stirred at room temperature and for 4h. The reaction was acidified with 1 N HCl (50 mL), and 4-(phenylethynyl)benzoic acid was isolated (5.78 g, 83%) as a white solid; ¹H-nmr (400 MHz, CDCl₃) δ 8.11 (d, *J* = 8.0 Hz, 2H), 7.75-7.68 (m, 1H), 7.64 (d, *J* = 8.0 Hz, 2H), 7.62-7.56 (m, 2H), 7.52-7.47 (m, 1H), 7.43-7.36 (m, 3H); LC (275 nM) 5.12 min (>98%); MS (ESI) *m/z* = 222.9.

3. (4-HYDROXYPIPERIDIN-1-YL)(4-PHENYLETHYNYL)PHENYL)METHANONE



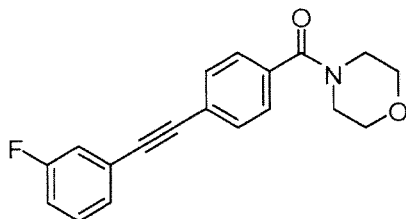
[00508] To a solution of 4-(phenylethynyl)benzoic acid (1.40 g, 6.30 mmol) and DIPEA (2.70 g, 20.8 mmol) in DMF (25 mL) was added EDC (1.41 g, 7.56 mmol), HOBt (850 mg, 6.30 mmol) and 4-hydroxypiperidine hydrochloride (1.29 g, 9.46 mmol). The reaction was stirred at room temperature for 18 h. The reaction was diluted with water (100 mL) and (4-(phenylethynyl)phenyl)(4-hydroxypiperidin-1-yl)methanone was isolated (1.84 g, 98%) as a white solid by vacuum filtration; ¹H-nmr (400 MHz, CDCl₃) δ 7.58 (d, *J* = 8.0 Hz, 2H), 7.56-7.52 (m, 2H), 7.44-7.34 (m, 5H), 4.21-4.08 (m, 1H), 4.03-3.96 (m, 1H), 3.81-3.48 (m, 1H), 3.47-3.16 (m, 2H), 2.08-1.79 (m, 2H), 1.71-1.42 (m, 2H); LC (275 nM) 5.01 min (>98%); MS (ESI) *m/z* = 305.9.

4. 4-((3-FLUOROPHENYL)ETHYNYL) BENZOIC ACID



[00509] To a solution of ethyl 4-Iodobenzoate (10.0 g, 36.2 mmol) in DMF (30 mL) was added 3-fluorophenylacetylene (5.22 g, 43.4 mmol), $\text{Pd}(\text{Ph}_3\text{P})_4$ (1.04 g, 0.91 mmol), CuI (346 mg, 1.82 mmol) and diethylamine (6 mL). The reaction vessel was sealed and heated at 60 °C for 1h in a microwave reactor. The reaction was cooled to room temperature, diluted with EtOAc:hexanes (2:1, 250 mL) and washed with water (2 x 200 mL) and brine (200 mL). The organic phase was dried over MgSO_4 , filtered and concentrated under vacuum. The crude product was dissolved in THF (130 mL) added MeOH (28 mL) and a solution of LiOH (3.04 g, 72.4 mmol) in water (28 mL). The reaction was stirred at room temperature and for 4h. The reaction was acidified with 1 N HCl (100 mL) and 4-((3-fluorophenyl)ethynyl) benzoic acid was isolated (6.89 g, 79%) as a light tan solid; ^1H -nmr (400 MHz, d_6 -DMSO) δ 7.97 (d, J = 8.5 Hz, 2H), 7.68 (d, J = 8.5 Hz, 1H), 7.55-7.42 (m, 3H), 7.21 (td, J = 8.0, 2.0 Hz, 1H); LC (290 nM) 5.27 min (>98%); MS (ESI) m/z = 240.7.

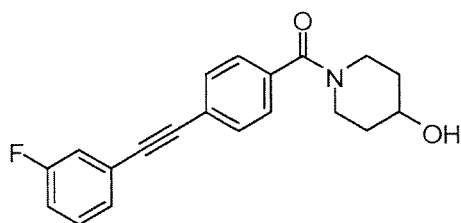
5. (4-((3-FLUOROPHENYL)ETHYNYL)PHENYL)(MORPHOLINO)METHANONE



[00510] To a solution of 4-((3-fluorophenyl)ethynyl) benzoic acid (2.0 g, 8.33 mmol) and DIPEA (2.38 g, 18.3 mmol) in DMF (35 mL) was added EDC (1.86 g, 10.0 mmol), HOBt (1.35 g, 10.0 mmol) and morpholine (1.07 g, 12.5 mmol). The reaction was stirred at room temperature for 18 h. The reaction was diluted with water (200 mL) and extracted with EtOAc (2 x 150 mL). The combined organic extracts were washed with water (2 x 100 mL)

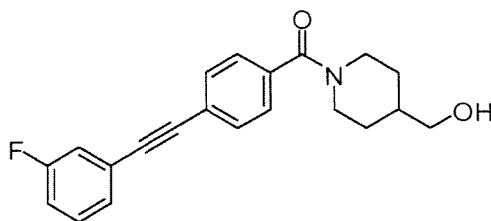
and brine (100 mL), dried over MgSO_4 , filtered and concentrated under vacuum. The residue was purified by column chromatography (silica gel) using 0 to 90 % EtOAc/hexanes to afford (4-((3-fluorophenyl)ethynyl)phenyl)(morpholino)methanone (2.35 g, 89%) as a light tan solid; ^1H -nmr (400 MHz, CDCl_3) δ 7.57 (d, J = 8.5 Hz, 2H), 7.41 (d, J = 8.5 Hz, 2H), 7.38-7.31 (m, 2H), 7.28-7.21 (m, 1H), 7.13-7.05 (m, 1H), 4.00-3.31 (bd s, 8H); LC (290 nM) 5.08 min (>98%); MS (ESI) m/z = 310.

6. (4((3-FLUOROPHENYL)ETHYNYL)PHENYL)(4-HYDROXYPIPERIDIN-1-YL-METHANONE



[00511] (4((3-fluorophenyl)ethynyl)phenyl)(4-hydroxypiperidin-1-yl)methanone (2.61 g, 97%) light cream solid as prepared in identical fashion to (4((3-fluorophenyl)ethynyl)phenyl)(4-hydroxypiperidin-1-yl)methanone; ^1H -nmr (400 MHz, CDCl_3) δ 7.57 (d, J = 8.5 Hz, 2H), 7.41 (d, J = 8.5 Hz, 2H), 7.38-7.31 (m, 2H), 7.28-7.21 (m, 1H), 7.11-7.03 (m, 1H), 4.21-4.08 (m, 1H), 4.03-3.96 (m, 1H), 3.81-3.48 (m, 1H), 3.47-3.15 (m, 2H), 2.05-1.78 (m, 2H), 1.71-1.42 (m, 2H); LC (290 nM) 4.86 min (>98%); LC (290 nM) 4.93 min (>98%); MS (ESI) m/z = 324.

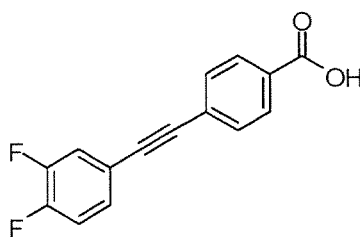
7. (4((3-FLUOROPHENYL)ETHYNYL)PHENYL)(4-HYDROXYMETHYL)PIPERIDIN-1-YL-METHANONE



[00512] Amide (4((3-fluorophenyl)ethynyl)phenyl)(4-hydroxymethyl)piperidin-1-yl)methanone (2.32 g, 78%) light cream solid as prepared in identical fashion to (4((3-

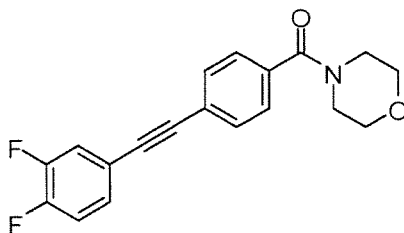
fluorophenyl)ethynyl)phenyl)(morpholino)methanone; ^1H -nmr (400 MHz, CDCl_3) δ 7.56 (d, $J = 8.5$ Hz, 2H), 7.40 (d, $J = 8.5$ Hz, 2H), 7.38-7.30 (m, 2H), 7.28-7.21 (m, 1H), 7.09-7.02 (m, 1H), 3.89-3.71 (m, 1H), 3.61-3.52 (m, 2H), 3.12-2.71 (m, 2H), 1.96-1.69 (m, 3H), 1.41-1.12 (m, 3H); LC (290 nM) 4.98 min (>98%); MS (ESI) $m/z = 338$.

5 8. 4-((3,4-DIFLUOROPHENYL)ETHYNYL)BENZOIC ACID



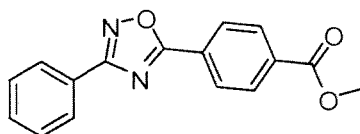
[00513] To a solution of ethyl 4-iodobenzoate (5.0 g, 18.1 mmol) in DMF (15 mL) was added 3,4-difluorophenylacetylene (2.99 g, 21.7 mmol), $\text{Pd}(\text{Ph}_3\text{P})_4$ (520 mg, 0.45 mmol), CuI (173 mg, 0.90 mmol) and diethylamine (3 mL). The reaction vessel was sealed and heated at 60 °C for 1h in a microwave reactor. The reaction was cooled to room temperature, diluted with EtOAc:hexanes (2:1, 150 mL) and washed with water (2 x 100 mL) and brine (100 mL). The organic phase was dried over MgSO_4 , filtered and concentrated under vacuum. The crude product was dissolved in THF (60 mL) added MeOH (14 mL) and a solution of LiOH (1.52 g, 36.2 mmol) in water (14 mL). The reaction was stirred at room temperature and for 4h. The reaction was acidified with 1 N HCl (60 mL) and 4-((3,4-difluorophenyl)ethynyl)benzoic acid was isolated (2.45 g, 57%) as a white solid; ^1H -nmr (400 MHz, d_6 -DMSO) δ 7.96 (d, $J = 8.5$ Hz, 2H), 7.73 (td, $J = 8.5, 2.0$ Hz, 1H), 7.67 (d, $J = 8.5$ Hz, 2H), 7.55-7.43 (m, 2H); LC (290 nM) 5.08 min (>98%); MS (ESI) $m/z = 258.7$.

9. (4-((3,4-DIFLUOROPHENYL)ETHYNYL)PHENYL)(MORPHOLINO)METHANONE



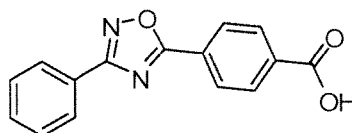
[00514] To a solution of acid **7** (2.40 g, 9.30 mmol) and DIPEA (3.34 g, 18.6 mmol) in DMF (35 mL) was added EDC (2.07 g, 11.2 mmol), HOBt (1.25 g, 9.3 mmol) and morpholine (1.04 g, 12.1 mmol). The reaction was stirred at room temperature for 18 h. The reaction was diluted with water (100 mL) and 4-((3,4-difluorophenyl)ethynyl)phenyl) (morpholino)methanone was isolated (2.91 g, 96%) as a white solid by vacuum filtration; ¹H-nmr (400 MHz, CDCl₃) δ 7.56 (d, *J* = 8.5 Hz, 2H), 7.41 (d, *J* = 8.5 Hz, 2H), 7.35 (t, *J* = 8.0 Hz, 1H), 7.31-7.25 (m, 1H), 7.15 (dd, *J* = 18.0, 8.0 Hz, 1H), 4.00-3.31 (bd s, 8H); LC (290 nM) 5.10 min (>98%); MS (ESI) *m/z* = 327.9.

10. METHYL 4-(3-PHENYL-1,2,4-OXADIAZOL-5-YL)BENZOATE



[00515] To a suspension of mono-methyl terephthalate (1.50 g, 8.33 mmol) in acetonitrile (16 mL) was added EDC (4.65 g, 25.0 mmol), HOBt (1.12 g, 8.33 mmol), DIPEA (3.24g, 25.0 mmol) and *N*-hydroxybenzimidamide (1.36 g, 10.0 mmol). The reaction was heated at 100 °C for 30 mins in a microwave. The reaction was then cooled to rt, diluted with water (60 mL) and isolated the crude white precipitate by vacuum filtration. Dissolved in CH₂Cl₂ and passed through a plug of silica to afford methyl 4-(3-phenyl-1,2,4-oxadiazol-5-yl)benzoate as an off-white solid (640 mg, 23%). ¹H-nmr (400 MHz, CDCl₃) δ 8.33 (d, *J* = 8 Hz, 2H), 8.24 (d, *J* = 8 Hz, 2H), 8.21-8.11 (m, 2H), 7.59-7.51 (m, 3H), 4.00 (s, 3H); MS (ESI) *m/z* 280.9

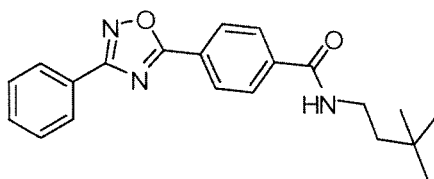
11. 4-(3-PHENYL-1,2,4-OXADIAZOL-5-YL)BENZOIC ACID



[00516] To a solution of methyl 4-(3-(4-fluorophenyl)1,2,4-oxadiazol-5-yl)benzoate (600 mg, 2.14 mmol) in THF (12 mL) was added MeOH (3 mL) and a solution of LiOH (351 mg, 8.57 mmol) in H₂O (3 mL). The reaction was stirred at room temperature for 2h. The

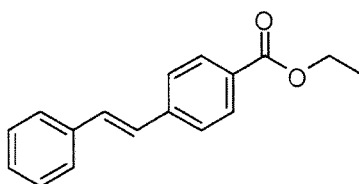
reaction was quenched upon the addition of 1N HCl (30 mL) and extracted with EtOAc (2 x 30 mL). The organic extracts were dried over MgSO₄, and concentrated under vacuum to afford 4-(3-phenyl-1,2,4-oxadiazol-5-yl)benzoic acid (550 mg, 87%) as a white solid. ¹H-nmr (400 MHz, CDCl₃) δ 8.37 (d, *J* = 8 Hz, 2H), 8.30 (d, *J* = 8 Hz, 2H), 8.26-8.19 (m, 2H), 7.62-7.52 (m, 3H); MS (ESI) *m/z* 266.8

12. *N*-(3,3-DIMETHYLBUTYL)-4-(3-PHENYL-1,2,4-OXADIAZOL-5-YL)-BENZAMIDE



[00517] To a solution of 4-(3-phenyl-1,2,4-oxadiazol-5-yl)benzoic acid (200 mg, 0.75 mmol) in DMF (2 mL) was added EDC (167 mg, 0.90 mmol), HOBt (122 mg, 0.90 mmol), DIPEA (200 mg, 1.50 mmol) and 3,3-dimethylbutylamine (113 mg, 1.12 mmol). The reaction was stirred at room temperature for 18 h. The reaction was diluted with water (10 mL) and isolated the white precipitate by vacuum filtration to afford *N*-(3,3-dimethylbutyl)-4-(3-phenyl-1,2,4-oxadiazol-5-yl)-benzamide (248 mg, 95%). ¹H-nmr (400 MHz, CDCl₃) δ 8.31 (d, *J* = 8 Hz, 2H), 8.23-8.17 (m, 2H), 7.95 (d, *J* = 8 Hz, 2H), 7.59-7.52 (m, 3H), 6.12 (s, 1H), 3.57-3.51 (m, 2H) 1.62-1.58 (m, 2H), 1.02 (s, 9H); MS (ESI) *m/z* 349.9.

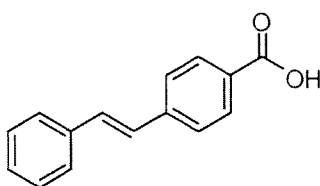
13. (E)-ETHYL 4-STYRYLBENZOATE



[00518] To a solution of ethyl 4-iodobenzoate (1.0 g, 3.6 mmol) in DMF (4 mL) was added commercial (E)-styrylboronic acid (538 mg, 3.6 mmol) and catalytic Pd(tBuP)₂. The reaction vessel was sealed and heated at 160 °C for 10 minutes in a microwave reactor. The reaction was cooled to rt, diluted with EtOAc:hexanes (2:1, 20 mL) and washed with water (2 x 20 mL) and brine (20 mL). The organic phase was dried over MgSO₄, filtered and

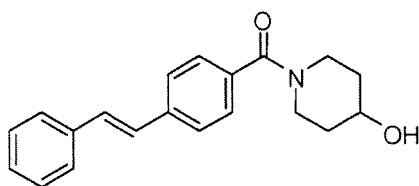
concentrated under vacuum. The crude product was purified by column chromatography (silica gel) using 0 to 10 % EtOAc/hexanes to afford (E)-ethyl 4-styrylbenzoate (771 mg, 85%) as a pale yellow solid; ¹H-nmr (400 MHz, CDCl₃) δ 8.05 (d, *J* = 8.0 Hz, 2H), 7.61 (d, *J* = 8.0 Hz, 2H), 7.56 (dd, *J* = 8.0, 2.0 Hz, 2H), 7.41-7.37 (m, 3H), 6.95 (d, 1H), 6.89 (d, 1H), 4.41 (q, *J* = 7.0 Hz, 2H), 1.44 (t, *J* = 6.8 Hz, 3H); LCMS (214 nM) 3.58 min (>98%); MS (ESI) *m/z* = 253.1.

14. (E)-ETHYL 4-STYRYLBENZOIC ACID



[00519] To a solution of ester (E)-ethyl 4-styrylbenzoate (600 mg, 2.3 mmol) in THF (5 mL) was added MeOH (2 mL) and a solution of LiOH (360 mg, 10 mmol) in water (25 mL). The reaction was stirred at room temperature and for 4h. The reaction was acidified with 1 N HCl (10 mL) and isolated (E)-ethyl 4-styrylbenzoic acid (440 mg, 83%) as a white solid; ¹H-nmr (400 MHz, CDCl₃) δ 8.11 (d, *J* = 8.0 Hz, 2H), 7.75-7.68 (m, 1H), 7.64 (d, *J* = 8.0 Hz, 2H), 7.62-7.56 (m, 2H), 7.52-7.47 (m, 1H), 7.43-7.36 (m, 3H), 6.97 (d, 1H), 6.88 (d, 1H); LCMS (214 nM) 3.22 min (>98%); MS (ESI) *m/z* = 225.1.

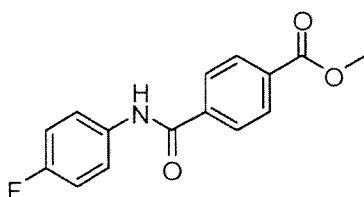
15. (4-HYDROXYPIPERIDIN-1-YL)(4-STYRYLPHENYL)METHANONE



[00520] To a solution of (E)-ethyl 4-styrylbenzoic acid (300 mg, 1.3 mmol) and DIPEA (270 uL, 2.1 mmol) in DMF (5 mL) was added EDC (280 mg, 1.5 mmol), HOBt (270 mg, 2.0 mmol) and 4-hydroxypiperidine hydrochloride (258 mg, 1.8 mmol). The reaction was stirred at room temperature for 18 h. The reaction was diluted with water (10 mL) and (4-hydroxypiperidin-1-yl)(4-styrylphenyl)methanone was isolated (390 mg, 98%) as a white

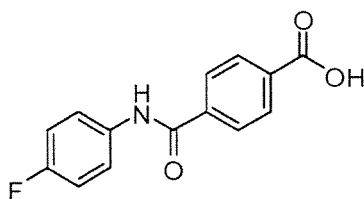
solid by vacuum filtration; ^1H -nmr (400 MHz, CDCl_3) δ 7.58 (d, J = 8.0 Hz, 2H), 7.56-7.52 (m, 2H), 7.44-7.34 (m, 5H), 6.95 (d, 1H), 6.89 (d, 1H), 4.21-4.08 (m, 1H), 4.03-3.96 (m, 1H), 3.81-3.48 (m, 1H), 3.47-3.16 (m, 2H), 2.08-1.79 (m, 2H), 1.71-1.42 (m, 2H); LCMS (214 nM) 3.32 min (>98%); MS (ESI) m/z = 308.1.

5 16. METHYL 4-(4-FLUOROPHENYLCARBAMOYL)BENZOATE



[00521] To a suspension of mono-methyl terephthalate (2.0 g, 11.1 mmol) in DMF (10 mL) was added EDC (2.48 g, 13.3 mmol), HOBt (1.80 g, 13.3 mmol), and 4-fluoroaniline (1.48 g, 13.3 mmol). The reaction was stirred at room temperature for 72 h. The reaction was
10 diluted with water (80 mL) and isolated methyl 4-(4-fluorophenylcarbamoyl)benzoate (3.00 g, 98%) as a white precipitate by vacuum filtration. ^1H -nmr (400 MHz, CDCl_3) δ 8.18 (d, J = 8 Hz, 2H), 7.95 (d, J = 8 Hz, 2H), 7.82 (br s, 1H), 7.66-7.59 (m, 2H), 7.15-7.07 (m, 2H), 3.99 (s, 3H); MS (ESI) m/z 273.9.

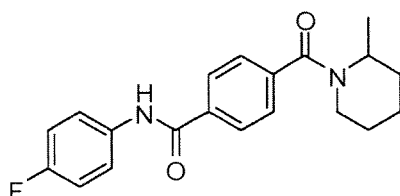
17. 4-(4-FLUOROPHENYLCARBAMOYL)BENZOIC ACID



[00522] To a solution of methyl 4-(4-fluorophenylcarbamoyl)benzoate (2.98 g, 10.9 mmol) in THF (35 mL) was added MeOH (8 mL) and a solution of LiOH (1.79 g, 43.6 mmol) in H_2O (8 mL). The reaction was stirred at room temperature for 2h. The reaction was
15 quenched upon the addition of 1N HCl (50 mL) and extracted with EtOAc (2 x 60 mL). The organic extracts were dried over MgSO_4 , and concentrated under vacuum to afford 4-(4-fluorophenylcarbamoyl)benzoic acid (2.43 g, 86%) as a white solid. ^1H -nmr (400 MHz, d_6 -

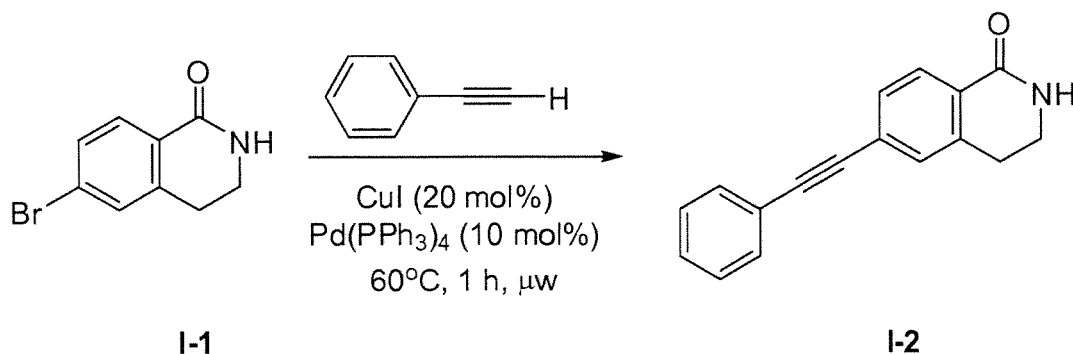
DMSO) δ 10.49 (s, 1H), 8.11-8.02 (m, 4H), 7.87-7.77 (m, 2H), 7.25-7.16 (m, 2H); MS (ESI) m/z 259.9.

18. *N*-(4-FLUOROPHENYL)-4-(2-METHYLPYPERIDINE-1-CARBONYL)BENZAMIDE



5 **[00523]** To a solution of 4-(4-fluorophenylcarbonyl)benzoic acid (50 mg, 0.19 mmol) in DMF (1 mL) was added PS-Carbodiimide (125 mg, 0.25 mmol), HOBT (26 mg, 0.19 mmol), DIPEA (52 mg, 0.40 mmol) and 2-methylpiperidine (25 mg, 0.25 mmol). The reaction was agitated at room temperature for 18 h. To the reaction was added MP-carbonate and agitated for a further 8 h. The reaction was filtered and concentrated under vacuum to afford diluted with water (10 mL) and isolated the white precipitate by vacuum filtration to afford *N*-(4-fluorophenyl)-4-(2-methylpiperidine-1-carbonyl)benzamide (248 mg, 95%). ¹H-nmr (400 MHz, *d*₆-DMSO) δ 10.37 (br s, 1H), 8.00 (d, *J* = 7 Hz, 2H), 7.83-7.72 (m, 2H), 7.49 (d, *J* = 7 Hz, 2H), 7.21 (t, *J* = 8 Hz, 2H), 3.52-3.01 (m, 3H), 1.75-1.29 (m, 6H), 1.21 (m, 3H); MS (ESI) m/z 341.4.

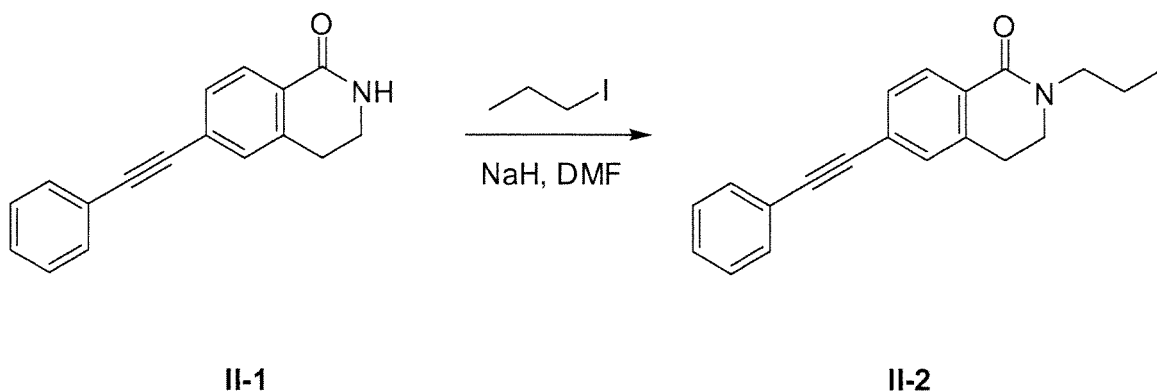
15 **19. 6-(PHENETHYNYL)-3,4-DIHYDROISOQUINOLIN-1-(2*H*)-ONE (I-2)**



[00524] To a solution of 6-bromo-3,4-dihydro-2H-isoquinoline, **I-1** (600 mg, 2.65 mmol) in DMF (3 mL) was added phenylacetylene (266 mg, 2.61 mmol), Pd(PPh₃)₄ (127 mg, 0.11 mmol), Cu(I)I (42 mg, 0.22 mmol) and diethylamine (2.02 g, 27.7 mmol). The reaction

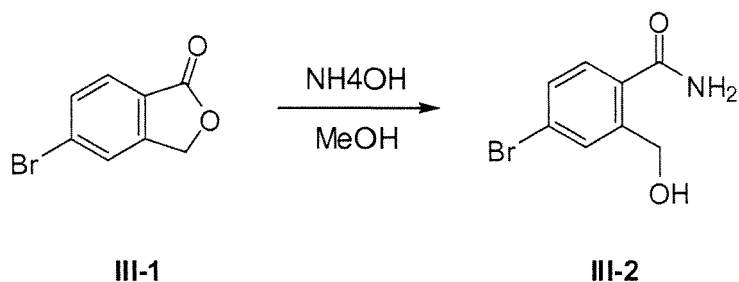
vessel was sealed and heated 60 °C for 1h using a microwave reactor. The reaction was diluted with EtOAc/Hexanes (1:1, 40 mL) and washed with water (x2, 30 mL) and brine (30 mL), dried over MgSO₄, and concentrated under vacuum. The residue was triturated with CH₂Cl₂/hexanes (1:3, 50 mL) to afford 6-(phenylethynyl)-3,4-dihydroisoquinolin-1-(2*H*)-one, **I-2**, as a tan solid (309 mg, 47%). ¹H-nmr (400 MHz, CDCl₃) δ 8.02 (bd s, 1H), 7.86 (d, *J* = 8.5 Hz, 1H), 7.59-7.54 (m, 2H), 7.53-7.49 (m, 2H), 7.47-7.43 (m, 3H), 3.42 (t, *J* = 6.5 Hz, 2H), 2.93 (t, *J* = 6.5 Hz, 2H); MS (ESI) *m/z* 248.0.

20. 6-(PHENYLETHYNYL)-2-PROPYL-3,4-DIHYDROISOQUINOLIN-1-(2H)-ONE (II-2)



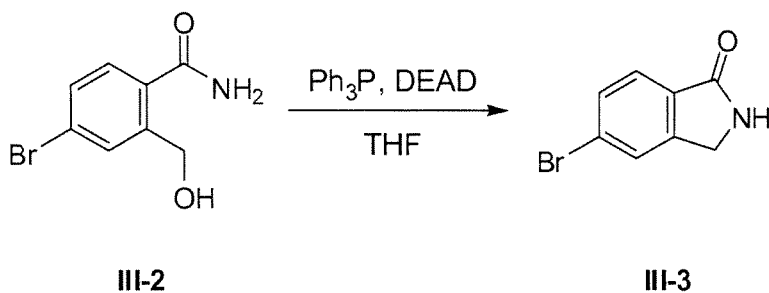
[00525] To a solution of 6-(phenylethynyl)-3,4-dihydroisoquinolin-1(2*H*)-one (**II-1**) (50 mg, 0.20 mmol) in DMF (0.5 mL) was added NaH (9 mg, 0.22 mmol) and stirred for 1h. Added 1-iodopropane (110 mg, 0.64 mmol) and stirred for 18h. Added PS-Ph₃P (200 mg) and stirred for 4h. The insoluble material was removed by filtration and the filtrate was concentrated under vacuum to afford 6-(phenylethynyl)-2-propyl-3,4-dihydroisoquinolin-1-(2*H*)-one (**II-2**) as a yellow waxy solid (44 mg, 76%). ¹H-nmr (400 MHz, *d*₆-DMSO) δ 8.08 (d, *J* = 8 Hz, 1H), 7.59-7.52 (m, 2H), 7.51 (d, *J* = 8 Hz, 1H), 7.41-7.35 (m, 4H), 3.57 (q, *J* = 7 Hz, 4H), 3.00 (t, *J* = 6.5 Hz, 2H), 1.69 (sextet, *J* = 7 Hz, 2H), 0.99 (t, *J* = 7 Hz, 3H); MS (ESI) *m/z* 303.9.

21. 4-BROMO-2-(HYDROXYMETHYL)BENZAMIDE (III-2)



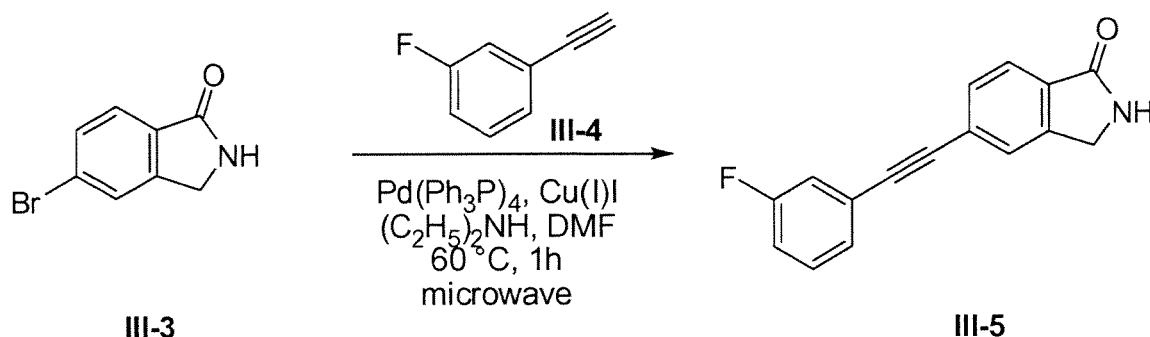
[00526] To a suspension of 5-bromoisobenzofuran-1(3H)-one **III-1** (6.57 g, 30.1 mmol) in MeOH (140 mL) was added NH_4OH (60 mL). The reaction vessel was sealed and stirred for 36 h. The reaction was concentrated under vacuum to afford 4-bromo-2-(hydroxymethyl)benzamide (7.10 g, 99%) as a white solid; ^1H -nmr (400 MHz, CDCl_3) δ 7.80 (d, $J = 8.5$ Hz, 1H), 7.70 (s, 1H), 7.68 (s, 2H), 7.61 (s, 1H), 7.59-7.50 (m, 2H), 6.34 (br s, 1H), 5.72 (br s, 1H), 4.64 (s, 2H); LC (254 nM) 1.12 min (>98%); MS (ESI) $m/z =$ 231.8.

22. 5-BROMOISOINDOLIN-1-ONE (III-3)



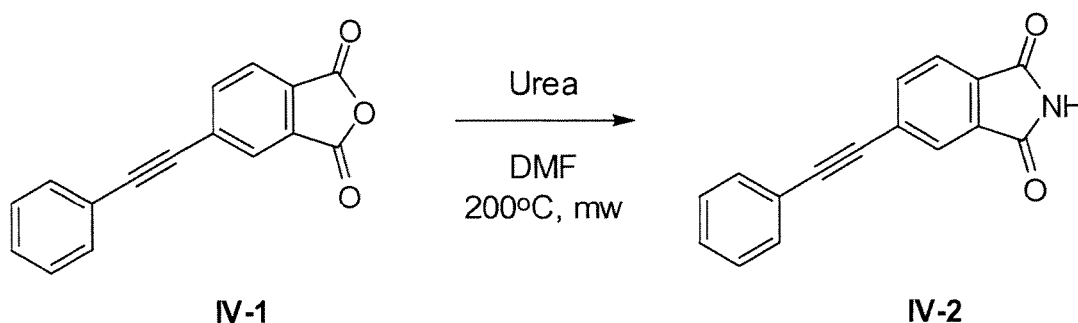
[00527] To a solution of 4-bromo-2-(hydroxymethyl)benzamide **III-2** (3.50 g, 15.2 mmol) in THF (100 mL) was added Ph_3P (4.78 g, 18.3 mmol) and DIAD (3.38 g, 16.7 mmol). The reaction was stirred at room temperature 20h. The reaction mixture was concentrated under vacuum and purified by column chromatography (silica gel) using 0 to 25% EtOAc in hexanes to afford 5-bromoisoindolin-1-one **III-3** as a white solid (786 mg, 24%) as a white solid; ^1H -nmr (400 MHz, CDCl_3) δ 7.80 (d, $J = 8.0$ Hz, 1H), 7.70 (s, 1H), 7.67 (s, 2H), 5.31 (s, 2H); LC (254 nM) 4.88 min (>98%); MS (ESI) $m/z = 212.8, 214.8$.

23. 5-((3-FLUOROPHENYL)ETHYNYL)ISOINDOLIN-1-ONE (III-5)



[00528] To a solution of 5-bromoisoindolin-1-one **III-3** (100 mg, 0.47 mmol) in DMF (2 mL) was added 3-fluorophenylacetylene **III-4** (67 mg, 0.56 mmol), $\text{Pd}(\text{Ph}_3\text{P})_4$ (27 mg, 0.02 mmol), CuI (9 mg, 0.04 mmol) and diethylamine (200 μL). The reaction vessel was sealed and heated at 60°C for 1h in a microwave reactor. The reaction was cooled to rt, diluted with EtOAc:hexanes (2:1, 8 mL) and washed with water (2 x 5 mL) and brine (5 mL). The organic phase was dried over MgSO_4 , filtered and concentrated under vacuum. The crude product was purified by mass directed preparative HPLC to afford 5-((3-fluorophenyl)ethynyl)isoindolin-1-one **III-5** (42 mg, 35%) as a light brown solid; ^1H -nmr (400 MHz, CDCl_3) δ 7.92 (d, $J = 8.0$ Hz, 1H), 7.68 (d, $J = 8.0$ Hz, 1H), 7.56 (s, 1H), 7.40-7.31 (m, 2H), 7.28-7.22 (m, 1H), 7.14-7.07 (m, 1H), 5.36 (s, 2H); LC (214 nM) 3.38 min (>98%); MS (ESI) $m/z = 253.1$.

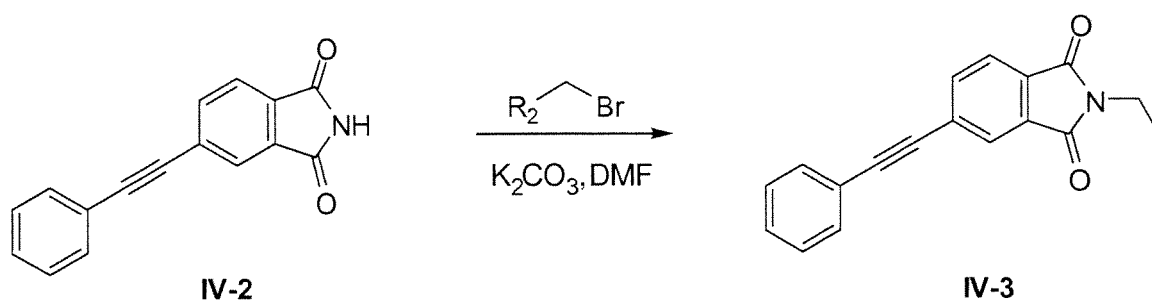
24. 5-(PHENETHYNYL)ISOINDOLINE-1,3-DIONE (IV-2)



[00529] To a 10 mL microwave vial was added urea (121 mg, 2.02mmol), 5-(phenylethynyl)isobenzofuran-1,3-dione **IV-1** (100 mg, 0.403mmol), and anhydrous DMF (3

ml). The reaction vessel was sealed and heated to 200 °C for 15min. The reaction was diluted with EtOAc (20 ml) and washed with water (20 ml) then brine (20 ml). The organic extract was dried over MgSO₄, and filtered through a silica plug to afford 5-(phenethynyl)isoindoline-1,3-dione **IV-2** as a tan solid (82 mg, 83%). ¹H-nmr (400 MHz, CDCl₃) δ 7.99 (s, 1H), 7.89-7.84 (m, 2 H), 7.65 (br s, 1H), 7.58-7.56 (m, 2H), 7.41-7.39 (m, 3H) ; MS (ESI) *m/z* 248.0.

25. 2-ETHYL-5-(PHENETHYNYL)ISOINDOLINE-1,3-DIONE (**IV-3**)



[00530] To a 10 mL microwave vial was added K₂CO₃ (276 mg, 2.02mmol), 5-(phenethynyl)isoindoline-1,3-dione **IV-2** (100 mg, 0.403mmol), ethyl bromide (45 mg, 0.4 mmol) and anhydrous DMF (3 ml). The reaction vessel was sealed and heated to 150 °C for 15min. The reaction was diluted with EtOAc (20 ml) and washed with water (20 ml) then brine (20 ml). The organic extract was dried over MgSO₄, and filtered through a silica plug to afford 2-ethyl-5-(phenethynyl)isoindoline-1,3-dione **IV-3** as a white solid (100 mg, 91%). ¹H-nmr (400 MHz, CDCl₃) δ 7.99 (s, 1H), 7.89-7.84 (m, 2 H), 7.65 (br s, 1H), 7.58-7.56 (m, 2H), 7.41-7.39 (m, 3H) 3.61 (q, J= 7 Hz, 2H), 1.22 (t, J= 7Hz, 3H) ; MS (ESI) *m/z* 276.3.

26. IN VITRO STUDIES

[00531] Human embryonic kidney (HEK) cells transfected with rat mGluR5 were plated in clear-bottomed, poly-D-lysine-coated assay plates in glutamate-glutamine-free medium growth and incubated overnight at 37°C in 5% CO₂. The following day, cells were loaded with 2 μM calcium indicator dye, fluo-4 AM, for 1 h at 37 °C. Dye was removed and replaced with assay buffer containing 1x Hanks balanced salt solution (Invitrogen, Carlsbad, CA), 20 mM HEPES, and 2.5 mM probenecid, pH 7.4. Cell plates were then loaded into the

Functional Drug Screening System 6000 (FDSS 6000, Hamamatsu, Japan). After establishment of a fluorescence baseline for twelve seconds, the compounds of the present invention were added to the cells, and the response in cells was measured. Five minutes later, an mGluR5 agonist (*e.g.*, glutamate, 3,5-dihydroxyphenylglycine, or quisqualate) was added to the cells, and the response of the cells was measured during a 1 minute incubation with agonists. Typically, the effect of test compounds of the present invention was on an EC₂₀ concentration of glutamate was measured. All test compounds were dissolved and diluted in 100% DMSO and then serially diluted into assay buffer for a 2.5x stock in 0.25% DMSO; stock compounds were then added to the assay for a final DMSO concentration of 0.1%.

Calcium fluorescence measures were recorded as fold over basal fluorescence; raw data was then normalized to the maximal response to agonist. Potentiation of the agonist response of mGluR5 by the compounds in the present invention was observed as an increase in response to non-maximal concentrations of agonist (here, glutamate) in the presence of compound compared to the response to agonist in the absence of compound.

27. BEHAVIOR EVALUATION

[00532] Locomotor activity can be assessed as mean distance traveled (cm) in standard 16 x 16 photocell testing chambers measuring 43.2 cm (L) x 43.2 cm (W) x 30.5 cm (H) (Med Associates, St. Albans, VT). Animals can be habituated to individual activity chambers for at least 60 min prior to drug administration. Following administration of appropriate drugs or vehicle, activity can be recorded for a 3 hr time period. Data can be expressed as the mean (\pm SEM) distance traveled recorded in 10 min intervals over the test period. The data can be analyzed using repeated measures analysis of variance (ANOVA) followed by post-hoc testing using Tukey's *HSD* test, when appropriate. A difference can be considered significant when $p \leq 0.05$.

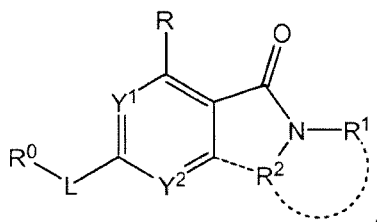
[00533] It will be apparent to those skilled in the art that various modifications and variations can be made in the present invention without departing from the scope or spirit of the invention. Other embodiments of the invention will be apparent to those skilled in the art from consideration of the specification and practice of the invention disclosed herein. It is

intended that the specification and examples be considered as exemplary only, with a true scope and spirit of the invention being indicated by the following claims.

CLAIMS

What is claimed is:

1. A method for the treatment of a neurological and/or psychiatric disorder associated with glutamate dysfunction in a mammal comprising the step of administering to the mammal at least one compound having a structure represented by a formula:



wherein each ----- is an optional covalent bond;

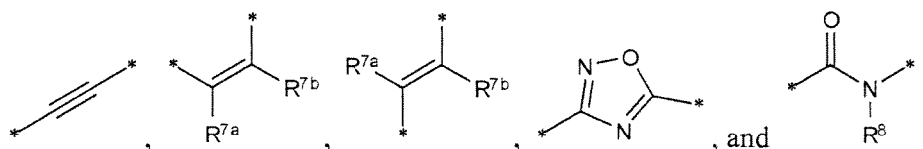
wherein Y¹ and Y² are independently selected from N and C-R;

wherein each R is independently selected from hydrogen, halogen, hydroxyl, cyano, nitro, thiol, or an organic radical comprising 1 to 12 carbon atoms;

wherein R¹ and R² are independently hydrogen or an optionally substituted organic radical comprising from 1 to 12 carbon atoms;

wherein R⁰ is an optionally substituted organic radical comprising 4 to 14 carbon atoms,

wherein L is an organic divalent radical comprising 1 to 7 carbon atoms and is selected from:



wherein R^{7a} and R^{7b} together form an optionally substituted carbocyclic or heterocyclic ring having from two to five carbons or are independently selected from hydrogen, halogen, hydroxyl, cyano, nitro, thiol, amino, and an organic radical comprising 1 to 5 carbon atoms selected from optionally substituted C1-C5 alkyl or C2-C5 alkenyl or C2-

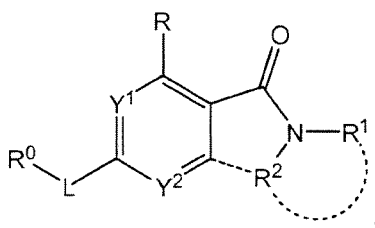
C5 alkynyl, optionally substituted C1-C5 heteroalkyl or C2-C5 heteroalkenyl or C2-C5 heteroalkynyl, optionally substituted C3-C5 cycloalkyl or C3-C5 cycloalkenyl, optionally substituted C3-C5 heterocycloalkyl or C3-C5 heterocycloalkenyl, optionally substituted aryl, optionally substituted heteroaryl, optionally substituted alkoxy, optionally substituted thioalkyl, optionally substituted alkylsulfinyl, optionally substituted alkylsulfonyl, and optionally substituted amino, thioamido, amidosulfonyl, alkoxycarbonyl, carboxamide, amino-carbonyl, and alkylamine-carbonyl; and

wherein R^8 is selected from hydrogen, and an organic radical comprising 1 to 6 carbon atoms selected from optionally substituted C1-C6 alkyl or C2-C6 alkenyl or C2-C6 alkynyl, optionally substituted C1-C6 heteroalkyl or C2-C6 heteroalkenyl or C2-C6 heteroalkynyl, optionally substituted C3-C6 cycloalkyl or C3-C6 cycloalkenyl or C6 cycloalkynyl, optionally substituted C3-C6 heterocycloalkyl or C3-C6 heterocycloalkenyl or C6 heterocycloalkynyl, optionally substituted aryl, and optionally substituted heteroaryl;

or a pharmaceutically acceptable salt or N-oxide thereof,

in a dosage and amount effective to treat the neurological and/or psychiatric disorder associated with glutamate dysfunction in the mammal.

2. A method for potentiation of metabotropic glutamate receptor activity in a mammal comprising the step of administering to the mammal at least one compound having a structure represented by a formula:



wherein each ---- is an optional covalent bond;

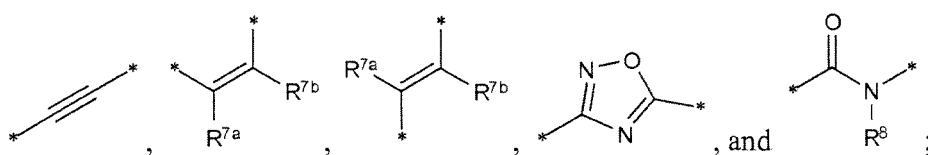
wherein Y^1 and Y^2 are independently selected from N and C-R;

wherein each R is independently selected from hydrogen, halogen, hydroxyl, cyano, nitro, thiol, or an organic radical comprising 1 to 12 carbon atoms;

wherein R^1 and R^2 are independently hydrogen or an optionally substituted organic radical comprising from 1 to 12 carbon atoms;

wherein R^0 is an optionally substituted organic radical comprising 4 to 14 carbon atoms; and

wherein L is an organic divalent radical comprising 1 to 7 carbon atoms and is selected from:

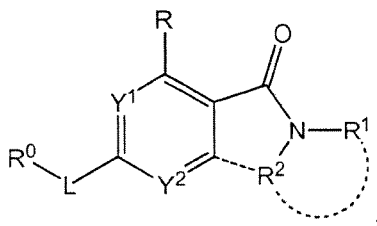


wherein R^{7a} and R^{7b} together form an optionally substituted carbocyclic or heterocyclic ring having from two to five carbons or are independently selected from hydrogen, halogen, hydroxyl, cyano, nitro, thiol, amino, and an organic radical comprising 1 to 5 carbon atoms selected from optionally substituted C1-C5 alkyl or C2-C5 alkenyl or C2-C5 alkynyl, optionally substituted C1-C5 heteroalkyl or C2-C5 heteroalkenyl or C2-C5 heteroalkynyl, optionally substituted C3-C5 cycloalkyl or C3-C5 cycloalkenyl, optionally substituted C3-C5 heterocycloalkyl or C3-C5 heterocycloalkenyl, optionally substituted aryl, optionally substituted heteroaryl, optionally substituted alkoxy, optionally substituted thioalkyl, optionally substituted alkylsulfinyl, optionally substituted alkylsulfonyl, and optionally substituted amino, thioamido, amidosulfonyl, alkoxycarbonyl, carboxamide, amino-carbonyl, and alkylamine-carbonyl;

or a pharmaceutically acceptable salt or N-oxide thereof,

in a dosage and amount effective to potentiate metabotropic glutamate receptor activity in the mammal.

3. A method for partial agonism of metabotropic glutamate receptor activity in a mammal comprising the step of administering to the mammal at least one compound having a structure represented by a formula:



wherein each ---- is an optional covalent bond;

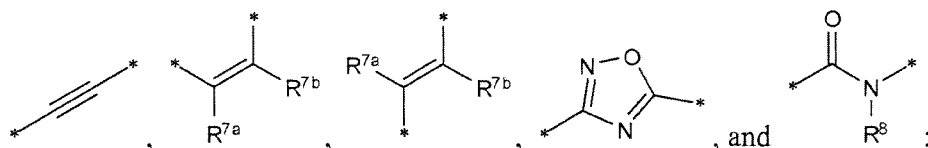
wherein Y^1 and Y^2 are independently selected from N and C-R;

wherein each R is independently selected from hydrogen, halogen, hydroxyl, cyano, nitro, thiol, or an organic radical comprising 1 to 12 carbon atoms;

wherein R^1 and R^2 are independently hydrogen or an optionally substituted organic radical comprising from 1 to 12 carbon atoms;

wherein R^0 is an optionally substituted organic radical comprising 4 to 14 carbon atoms,

wherein L is an organic divalent radical comprising 1 to 7 carbon atoms and is selected from:

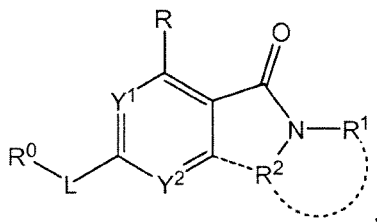


wherein R^{7a} and R^{7b} together form an optionally substituted carbocyclic or heterocyclic ring having from two to five carbons or are independently selected from hydrogen, halogen, hydroxyl, cyano, nitro, thiol, amino, and an organic radical comprising 1 to 5 carbon atoms selected from optionally substituted C1-C5 alkyl or C2-C5 alkenyl or C2-C5 alkynyl, optionally substituted C1-C5 heteroalkyl or C2-C5 heteroalkenyl or C2-C5 heteroalkynyl, optionally substituted C3-C5 cycloalkyl or C3-C5 cycloalkenyl, optionally substituted C3-C5 heterocycloalkyl or C3-C5 heterocycloalkenyl, optionally substituted aryl, optionally substituted heteroaryl, optionally substituted alkoxy, optionally substituted thioalkyl, optionally substituted alkylsulfinyl, optionally substituted alkylsulfonyl, and optionally substituted amino, thioamido, amidosulfonyl, alkoxycarbonyl, carboxamide, amino-carbonyl, and alkylamine-carbonyl; and

or a pharmaceutically acceptable salt or N-oxide thereof,

in a dosage and amount effective to exhibit partial agonism of metabotropic glutamate receptor activity in the mammal.

4. A method for enhancing cognition in a mammal comprising the step of administering to the mammal at least one compound having a structure represented by a formula:



wherein each ---- is an optional covalent bond;

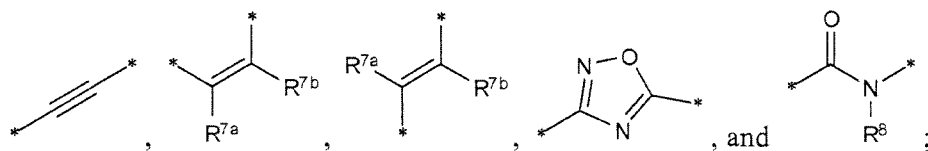
wherein Y¹ and Y² are independently selected from N and C-R;

wherein each R is independently selected from hydrogen, halogen, hydroxyl, cyano, nitro, thiol, or an organic radical comprising 1 to 12 carbon atoms;

wherein R¹ and R² are independently hydrogen or an optionally substituted organic radical comprising from 1 to 12 carbon atoms;

wherein R⁰ is an optionally substituted organic radical comprising 4 to 14 carbon atoms,

wherein L is an organic divalent radical comprising 1 to 7 carbon atoms and is selected from:



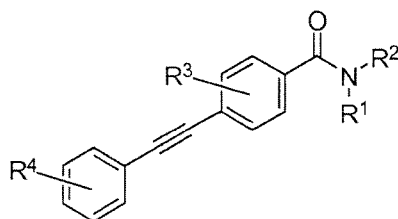
wherein R^{7a} and R^{7b} together form an optionally substituted carbocyclic or heterocyclic ring having from two to five carbons or are independently selected from hydrogen, halogen, hydroxyl, cyano, nitro, thiol, amino, and an organic radical comprising 1 to 5 carbon atoms selected from optionally substituted C1-C5 alkyl or C2-C5 alkenyl or C2-

C5 alkynyl, optionally substituted C1-C5 heteroalkyl or C2-C5 heteroalkenyl or C2-C5 heteroalkynyl, optionally substituted C3-C5 cycloalkyl or C3-C5 cycloalkenyl, optionally substituted C3-C5 heterocycloalkyl or C3-C5 heterocycloalkenyl, optionally substituted aryl, optionally substituted heteroaryl, optionally substituted alkoxy, optionally substituted thioalkyl, optionally substituted alkylsulfinyl, optionally substituted alkylsulfonyl, and optionally substituted amino, thioamido, amidosulfonyl, alkoxycarbonyl, carboxamide, amino-carbonyl, and alkylamine-carbonyl; and

or a pharmaceutically acceptable salt or N-oxide thereof,

in a dosage and amount effective to enhance cognition in the mammal.

5. The method of claim 4, wherein the cognition enhancement is a statistically significant increase in Novel Object Recognition.
6. The method of claim 4, wherein the cognition enhancement is a statistically significant increase in performance of the Wisconsin Card Sorting Test.
7. The method of any of claims 1-4, wherein the mammal is human.
8. The method of claim 1, wherein the mammal has a need for treatment of the disorder prior to administration.
9. The method of claim 1, wherein the mammal has been diagnosed with a need for treatment of the disorder prior to administration.
10. The method of claim 1, wherein the disorder is selected from dementia, delirium, amnesic disorders, age-related cognitive decline, schizophrenia, psychosis including schizophrenia, schizophreniform disorder, schizoaffective disorder, delusional disorder, brief psychotic disorder, substance-related disorder, movement disorders, epilepsy, chorea, pain, migraine, diabetes, dystonia, obesity, eating disorders, brain edema, sleep disorder, narcolepsy, anxiety, affective disorder, panic attacks, unipolar depression, bipolar disorder, and psychotic depression.
11. The method of any of claims 1-4, wherein the compound has a structure represented by a formula:

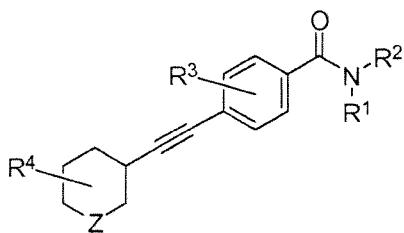


wherein R^1 and R^2 are independently selected from hydrogen, optionally substituted alkyl or alkenyl or alkynyl, optionally substituted heteroalkyl or heteroalkenyl or heteroalkynyl, optionally substituted cycloalkyl or cycloalkenyl or cycloalkynyl, optionally substituted heterocycloalkyl or heterocycloalkenyl or heterocycloalkynyl, optionally substituted aryl, and optionally substituted heteroaryl, or wherein N, R^1 , and R^2 together comprise an optionally substituted heterocyclic ring having from two to seven carbons;

wherein R^3 comprises four substituents independently selected from hydrogen, halogen, hydroxyl, cyano, nitro, thiol, optionally substituted alkyl or alkenyl or alkynyl, optionally substituted heteroalkyl or heteroalkenyl or heteroalkynyl, optionally substituted cycloalkyl or cycloalkenyl or cycloalkynyl, optionally substituted heterocycloalkyl or heterocycloalkenyl or heterocycloalkynyl, optionally substituted aryl, optionally substituted heteroaryl, optionally substituted alkoxy, optionally substituted thioalkyl, optionally substituted alkylsulfinyl, optionally substituted alkylsulfonyl, and optionally substituted amino, thioamido, amidosulfonyl, alkoxycarbonyl, carboxamide, amino-carbonyl, and alkylamine-carbonyl; and

wherein R^4 comprises five substituents independently selected from hydrogen, halogen, hydroxyl, cyano, nitro, thiol, optionally substituted alkyl or alkenyl or alkynyl, optionally substituted heteroalkyl or heteroalkenyl or heteroalkynyl, optionally substituted cycloalkyl or cycloalkenyl or cycloalkynyl, optionally substituted heterocycloalkyl or heterocycloalkenyl or heterocycloalkynyl, optionally substituted aryl, optionally substituted heteroaryl, optionally substituted alkoxy, optionally substituted thioalkyl, optionally substituted alkylsulfinyl, optionally substituted alkylsulfonyl, and optionally substituted amino, thioamido, amidosulfonyl, alkoxycarbonyl, carboxamide, amino-carbonyl, and alkylamine-carbonyl.

12. The method of any of claims 1-4, wherein the compound has a structure represented by a formula:



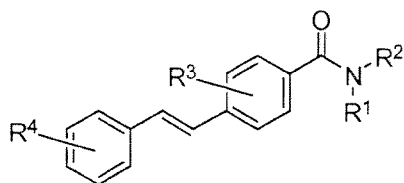
wherein R¹ and R² are independently selected from hydrogen, optionally substituted alkyl or alkenyl or alkynyl, optionally substituted heteroalkyl or heteroalkenyl or heteroalkynyl, optionally substituted cycloalkyl or cycloalkenyl or cycloalkynyl, optionally substituted heterocycloalkyl or heterocycloalkenyl or heterocycloalkynyl, optionally substituted aryl, and optionally substituted heteroaryl, or wherein N, R¹, and R² together comprise an optionally substituted heterocyclic ring having from two to seven carbons;

wherein R³ comprises four substituents independently selected from hydrogen, halogen, hydroxyl, cyano, nitro, thiol, optionally substituted alkyl or alkenyl or alkynyl, optionally substituted heteroalkyl or heteroalkenyl or heteroalkynyl, optionally substituted cycloalkyl or cycloalkenyl or cycloalkynyl, optionally substituted heterocycloalkyl or heterocycloalkenyl or heterocycloalkynyl, optionally substituted aryl, optionally substituted heteroaryl, optionally substituted alkoxy, optionally substituted thioalkyl, optionally substituted alkylsulfinyl, optionally substituted alkylsulfonyl, and optionally substituted amino, thioamido, amidosulfonyl, alkoxycarbonyl, carboxamide, amino-carbonyl, and alkylamine-carbonyl;

wherein Z comprises from zero to two carbons; and

wherein R⁴ comprises nine to thirteen substituents independently selected from hydrogen, halogen, hydroxyl, cyano, nitro, thiol, optionally substituted alkyl or alkenyl or alkynyl, optionally substituted heteroalkyl or heteroalkenyl or heteroalkynyl, optionally substituted cycloalkyl or cycloalkenyl or cycloalkynyl, optionally substituted heterocycloalkyl or heterocycloalkenyl or heterocycloalkynyl, optionally substituted aryl, optionally substituted heteroaryl, optionally substituted alkoxy, optionally substituted thioalkyl, optionally substituted alkylsulfinyl, optionally substituted alkylsulfonyl, and optionally substituted amino, thioamido, amidosulfonyl, alkoxycarbonyl, carboxamide, amino-carbonyl, and alkylamine-carbonyl.

13. The method of any of claims 1-4, wherein the compound has a structure represented by a formula:

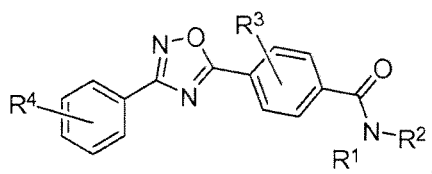


wherein R^1 and R^2 are independently selected from hydrogen, optionally substituted alkyl or alkenyl or alkynyl, optionally substituted heteroalkyl or heteroalkenyl or heteroalkynyl, optionally substituted cycloalkyl or cycloalkenyl or cycloalkynyl, optionally substituted heterocycloalkyl or heterocycloalkenyl or heterocycloalkynyl, optionally substituted aryl, and optionally substituted heteroaryl, or wherein N, R^1 , and R^2 together comprise an optionally substituted heterocyclic ring having from two to seven carbons;

wherein R^3 comprises four substituents independently selected from hydrogen, halogen, hydroxyl, cyano, nitro, thiol, optionally substituted alkyl or alkenyl or alkynyl, optionally substituted heteroalkyl or heteroalkenyl or heteroalkynyl, optionally substituted cycloalkyl or cycloalkenyl or cycloalkynyl, optionally substituted heterocycloalkyl or heterocycloalkenyl or heterocycloalkynyl, optionally substituted aryl, optionally substituted heteroaryl, optionally substituted alkoxy, optionally substituted thioalkyl, optionally substituted alkylsulfinyl, optionally substituted alkylsulfonyl, and optionally substituted amino, thioamido, amidosulfonyl, alkoxycarbonyl, carboxamide, amino-carbonyl, and alkylamine-carbonyl; and

wherein R^4 comprises five substituents independently selected from hydrogen, halogen, hydroxyl, cyano, nitro, thiol, optionally substituted alkyl or alkenyl or alkynyl, optionally substituted heteroalkyl or heteroalkenyl or heteroalkynyl, optionally substituted cycloalkyl or cycloalkenyl or cycloalkynyl, optionally substituted heterocycloalkyl or heterocycloalkenyl or heterocycloalkynyl, optionally substituted aryl, optionally substituted heteroaryl, optionally substituted alkoxy, optionally substituted thioalkyl, optionally substituted alkylsulfinyl, optionally substituted alkylsulfonyl, and optionally substituted amino, thioamido, amidosulfonyl, alkoxycarbonyl, carboxamide, amino-carbonyl, and alkylamine-carbonyl.

14. The method of any of claims 1-4, wherein the compound has a structure represented by a formula:

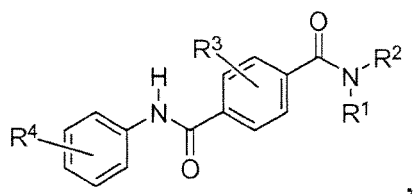


wherein R¹ and R² are independently selected from hydrogen, optionally substituted alkyl or alkenyl or alkynyl, optionally substituted heteroalkyl or heteroalkenyl or heteroalkynyl, optionally substituted cycloalkyl or cycloalkenyl or cycloalkynyl, optionally substituted heterocycloalkyl or heterocycloalkenyl or heterocycloalkynyl, optionally substituted aryl, and optionally substituted heteroaryl, or wherein N, R¹, and R² together comprise an optionally substituted heterocyclic ring having from two to seven carbons;

wherein R³ comprises four substituents independently selected from hydrogen, halogen, hydroxyl, cyano, nitro, thiol, optionally substituted alkyl or alkenyl or alkynyl, optionally substituted heteroalkyl or heteroalkenyl or heteroalkynyl, optionally substituted cycloalkyl or cycloalkenyl or cycloalkynyl, optionally substituted heterocycloalkyl or heterocycloalkenyl or heterocycloalkynyl, optionally substituted aryl, optionally substituted heteroaryl, optionally substituted alkoxy, optionally substituted thioalkyl, optionally substituted alkylsulfinyl, optionally substituted alkylsulfonyl, and optionally substituted amino, thioamido, amidosulfonyl, alkoxycarbonyl, carboxamide, amino-carbonyl, and alkylamine-carbonyl; and

wherein R⁴ comprises five substituents independently selected from hydrogen, halogen, hydroxyl, cyano, nitro, thiol, optionally substituted alkyl or alkenyl or alkynyl, optionally substituted heteroalkyl or heteroalkenyl or heteroalkynyl, optionally substituted cycloalkyl or cycloalkenyl or cycloalkynyl, optionally substituted heterocycloalkyl or heterocycloalkenyl or heterocycloalkynyl, optionally substituted aryl, optionally substituted heteroaryl, optionally substituted alkoxy, optionally substituted thioalkyl, optionally substituted alkylsulfinyl, optionally substituted alkylsulfonyl, and optionally substituted amino, thioamido, amidosulfonyl, alkoxycarbonyl, carboxamide, amino-carbonyl, and alkylamine-carbonyl.

15. The method of any of claims 1-4, wherein the compound has a structure represented by a formula:

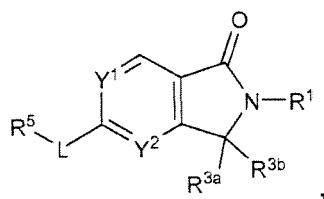


wherein R^1 and R^2 are independently selected from hydrogen, optionally substituted alkyl or alkenyl or alkynyl, optionally substituted heteroalkyl or heteroalkenyl or heteroalkynyl, optionally substituted cycloalkyl or cycloalkenyl or cycloalkynyl, optionally substituted heterocycloalkyl or heterocycloalkenyl or heterocycloalkynyl, optionally substituted aryl, and optionally substituted heteroaryl, or wherein N, R^1 , and R^2 together comprise an optionally substituted heterocyclic ring having from two to seven carbons;

wherein R^3 comprises four substituents independently selected from hydrogen, halogen, hydroxyl, cyano, nitro, thiol, optionally substituted alkyl or alkenyl or alkynyl, optionally substituted heteroalkyl or heteroalkenyl or heteroalkynyl, optionally substituted cycloalkyl or cycloalkenyl or cycloalkynyl, optionally substituted heterocycloalkyl or heterocycloalkenyl or heterocycloalkynyl, optionally substituted aryl, optionally substituted heteroaryl, optionally substituted alkoxy, optionally substituted thioalkyl, optionally substituted alkylsulfinyl, optionally substituted alkylsulfonyl, and optionally substituted amino, thioamido, amidosulfonyl, alkoxycarbonyl, carboxamide, amino-carbonyl, and alkylamine-carbonyl; and

wherein R^4 comprises five substituents independently selected from hydrogen, halogen, hydroxyl, cyano, nitro, thiol, optionally substituted alkyl or alkenyl or alkynyl, optionally substituted heteroalkyl or heteroalkenyl or heteroalkynyl, optionally substituted cycloalkyl or cycloalkenyl or cycloalkynyl, optionally substituted heterocycloalkyl or heterocycloalkenyl or heterocycloalkynyl, optionally substituted aryl, optionally substituted heteroaryl, optionally substituted alkoxy, optionally substituted thioalkyl, optionally substituted alkylsulfinyl, optionally substituted alkylsulfonyl, and optionally substituted amino, thioamido, amidosulfonyl, alkoxycarbonyl, carboxamide, amino-carbonyl, and alkylamine-carbonyl.

16. The compound of any of claims 11-15, wherein R^1 is selected from optionally substituted alkyl or alkenyl or alkynyl, optionally substituted heteroalkyl or heteroalkenyl or heteroalkynyl, optionally substituted cycloalkyl or cycloalkenyl or cycloalkynyl, optionally substituted heterocycloalkyl or heterocycloalkenyl or heterocycloalkynyl, optionally substituted aryl, and optionally substituted heteroaryl and has from two to seven carbons.
17. The compound of any of claims 11-15, wherein R^2 is selected from optionally substituted alkyl or alkenyl or alkynyl, optionally substituted heteroalkyl or heteroalkenyl or heteroalkynyl, optionally substituted cycloalkyl or cycloalkenyl or cycloalkynyl, optionally substituted heterocycloalkyl or heterocycloalkenyl or heterocycloalkynyl, optionally substituted aryl, and optionally substituted heteroaryl and has from two to seven carbons.
18. The compound of any of claims 11-15, wherein one or more substituents of R^3 are selected from optionally substituted alkyl or alkenyl or alkynyl, optionally substituted heteroalkyl or heteroalkenyl or heteroalkynyl, optionally substituted cycloalkyl or cycloalkenyl or cycloalkynyl, optionally substituted heterocycloalkyl or heterocycloalkenyl or heterocycloalkynyl, optionally substituted aryl, and optionally substituted heteroaryl and have from two to seven carbons.
19. The compound of any of claims 11-15, wherein one or more substituents of R_4 are selected from optionally substituted alkyl or alkenyl or alkynyl, optionally substituted heteroalkyl or heteroalkenyl or heteroalkynyl, optionally substituted cycloalkyl or cycloalkenyl or cycloalkynyl, optionally substituted heterocycloalkyl or heterocycloalkenyl or heterocycloalkynyl, optionally substituted aryl, and optionally substituted heteroaryl and have from two to seven carbons.
20. The method of any of claims 1-4, wherein the compound has a structure represented by a formula:



wherein R^5 is an organic radical comprising 4 to 14 carbon atoms, with the proviso that if R^1 is hydrogen, then R^5 is optionally substituted phenyl or optionally substituted pyridinyl;

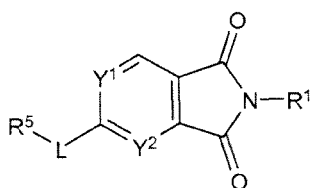
wherein Y^1 is selected from N and C- R^4 ;

wherein Y^2 is selected from N and C-H;

wherein each R^{3a} and R^{3b} is independently hydrogen, halogen, hydroxyl, cyano, nitro, thiol, amino, or an organic radical comprising 1 to 6 carbon atoms; and

wherein R^4 is hydrogen, halogen, hydroxyl, cyano, nitro, thiol, or an organic radical comprising 1 to 12 carbon atoms.

21. The method of any of claims 1-4, wherein the compound has a structure represented by a formula:



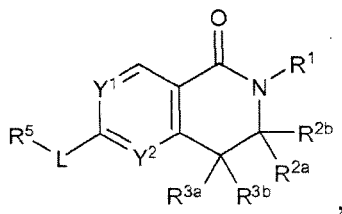
wherein R^1 is hydrogen or is selected from optionally substituted C1-C12 alkyl, optionally substituted C1-C12 heteroalkyl, optionally substituted C3-C12 cycloalkyl, or optionally substituted C3-C12 heterocycloalkyl, with the proviso that R^1 does not comprise silicon; and

wherein R^5 is an organic radical comprising 4 to 14 carbon atoms, with the proviso that if R^1 is hydrogen, then R^5 is optionally substituted phenyl or optionally substituted pyridinyl, and with the proviso that if R^1 is methyl, then R^5 is an organic radical comprising 4 to 14 carbon atoms;

wherein Y^1 is selected from N and C- R^4 ; and

wherein Y^2 is selected from N and C-H.

22. The method of any of claims 1-4, wherein the compound has a structure represented by a formula:



wherein each R^{2a} and R^{2b} is independently hydrogen, halogen, hydroxyl, cyano, nitro, thiol, amino, or an organic radical comprising 1 to 6 carbon atoms;

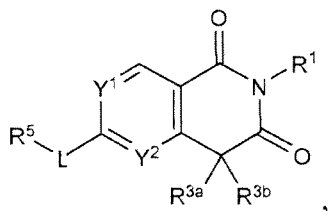
wherein each R^{3a} and R^{3b} is independently hydrogen, halogen, hydroxyl, cyano, nitro, thiol, amino, or an organic radical comprising 1 to 6 carbon atoms;

wherein R^5 is an organic radical comprising 4 to 14 carbon atoms;

wherein Y^1 is selected from N and C- R^4 ; and

wherein Y^2 is selected from N and C-H.

23. The method of any of claims 1-4, wherein the compound has a structure represented by a formula:



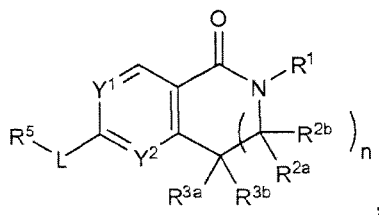
wherein each R^{3a} and R^{3b} is independently hydrogen, halogen, hydroxyl, cyano, nitro, thiol, amino, or an organic radical comprising 1 to 6 carbon atoms;

wherein Y^1 is selected from N and C- R^4 ;

wherein Y^2 is selected from N and C-H; and

wherein R^5 is an organic radical comprising 4 to 14 carbon atoms, with the proviso that R^5 does not comprise a triphenylamine residue or a benzimidamide residue.

24. The method of any of claims 1-4, wherein the compound has a structure represented by a formula:



wherein n is 2, 3 or 4;

wherein R^{2a} and R^{2b} together comprise =O or =S or each R^{2a} and R^{2b} is independently hydrogen, halogen, hydroxyl, cyano, nitro, thiol, amino, or an organic radical comprising 1 to 6 carbon atoms; and

wherein each R^{3a} and R^{3b} is independently hydrogen, halogen, hydroxyl, cyano, nitro, thiol, amino, or an organic radical comprising 1 to 6 carbon atoms;

wherein Y¹ is selected from N and C-R⁴;

wherein Y² is selected from N and C-H; and

wherein R⁵ is an organic radical comprising 4 to 14 carbon atoms,

25. The method of any of claims 20-24,

wherein R¹ is an organic radical comprising 1 to 12 carbon atoms selected from optionally substituted C1-C6 alkyl or C2-C6 alkenyl or C2-C6 alkynyl, optionally substituted C1-C6 heteroalkyl or C2-C6 heteroalkenyl or C2-C6 heteroalkynyl, optionally substituted C3-C8 cycloalkyl or C3-C8 cycloalkenyl or C6-C8 cycloalkynyl, optionally substituted C3-C8 heterocycloalkyl or C3-C8 heterocycloalkenyl or C6-C8 heterocycloalkynyl, optionally substituted aryl, optionally substituted heteroaryl, and -(CH₂)_m-aryl or -(CH₂)_m-heterocycle, wherein m is 1, 2, 3 or 4;

wherein R^{2a} and R^{2b}, when present, together comprise =O or =S or each R^{2a} and R^{2b} is independently an organic radical comprising 1 to 6 carbon atoms selected from optionally substituted C1-C6 alkyl or C2-C6 alkenyl or C2-C6 alkynyl, optionally substituted C1-C6 heteroalkyl or C2-C6 heteroalkenyl or C2-C6 heteroalkynyl, optionally substituted C3-C8 cycloalkyl or C3-C8 cycloalkenyl or C6-C8 cycloalkynyl, optionally substituted C3-C8 heterocycloalkyl or C3-C8 heterocycloalkenyl or C6-C8 heterocycloalkynyl, optionally

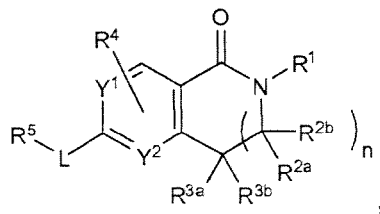
substituted aryl, optionally substituted heteroaryl, optionally substituted alkoxy, optionally substituted thioalkyl, optionally substituted alkylsulfinyl, optionally substituted alkylsulfonyl, optionally substituted amino, thioamido, amidosulfonyl, alkoxycarbonyl, carboxamide, amino-carbonyl, and alkylamine-carbonyl;

wherein R^{3a} and R^{3b} together comprise =O or =S or each R^{3a} and R^{3b} is independently an organic radical comprising 1 to 6 carbon atoms selected from optionally substituted C1-C6 alkyl or C2-C6 alkenyl or C2-C6 alkynyl, optionally substituted C1-C6 heteroalkyl or C2-C6 heteroalkenyl or C2-C6 heteroalkynyl, optionally substituted C3-C8 cycloalkyl or C3-C8 cycloalkenyl or C6-C8 cycloalkynyl, optionally substituted C3-C8 heterocycloalkyl or C3-C8 heterocycloalkenyl or C6-C8 heterocycloalkynyl, optionally substituted aryl, optionally substituted heteroaryl, optionally substituted alkoxy, optionally substituted thioalkyl, optionally substituted alkylsulfinyl, optionally substituted alkylsulfonyl, and optionally substituted amino, thioamido, amidosulfonyl, alkoxycarbonyl, carboxamide, amino-carbonyl, and alkylamine-carbonyl;

wherein R^4 , when present, is an organic radical comprising 1 to 12 carbon atoms independently selected from optionally substituted C1-C6 alkyl or C2-C6 alkenyl or C2-C6 alkynyl, optionally substituted C1-C6 heteroalkyl or C2-C6 heteroalkenyl or C2-C6 heteroalkynyl, optionally substituted C3-C8 cycloalkyl or C3-C8 cycloalkenyl or C6-C8 cycloalkynyl, optionally substituted C3-C8 heterocycloalkyl or C3-C8 heterocycloalkenyl or C6-C8 heterocycloalkynyl, optionally substituted aryl, optionally substituted heteroaryl, optionally substituted alkoxy, optionally substituted thioalkyl, optionally substituted alkylsulfinyl, optionally substituted alkylsulfonyl, and optionally substituted amino, thioamido, amidosulfonyl, alkoxycarbonyl, carboxamide, amino-carbonyl, and alkylamine-carbonyl; and

wherein R^5 is an organic radical comprising 4 to 14 carbon atoms selected from optionally substituted C3-C8 cycloalkyl or C3-C8 cycloalkenyl, optionally substituted C3-C6 heterocycloalkyl or C3-C6 heterocycloalkenyl, optionally substituted aryl, and optionally substituted heteroaryl.

26. A method for the treatment of a disorder in a mammal comprising the step of administering to the mammal at least one compound having a structure:



wherein n is 0, 1, 2, 3 or 4;

wherein Y¹ and Y² are independently selected from C and N;

wherein R¹ is hydrogen or an organic radical comprising 1 to 12 carbon atoms;

wherein R^{2a} and R^{2b}, when present, together comprise =O or =S or each R^{2a} and R^{2b} is independently hydrogen, halogen, hydroxyl, cyano, nitro, thiol, amino, or an organic radical comprising 1 to 6 carbon atoms;

wherein R^{3a} and R^{3b} together comprise =O or =S or each R^{3a} and R^{3b} is independently hydrogen, halogen, hydroxyl, cyano, nitro, thiol, amino, or an organic radical comprising 1 to 6 carbon atoms;

wherein R⁴ comprises one, two, or three substituents independently present as hydrogen, halogen, hydroxyl, cyano, nitro, thiol, or an organic radical comprising 1 to 12 carbon atoms;

wherein L is an organic divalent radical comprising 1 to 7 carbon atoms; and

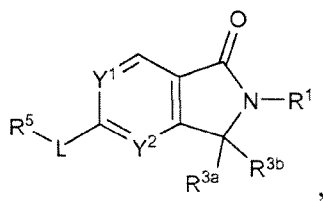
wherein R⁵ is an organic radical comprising 4 to 14 carbon atoms,

or a pharmaceutically acceptable salt or N-oxide thereof,

in a dosage and amount effective to treat the disorder in the mammal.

27. The method of claim 26, wherein the compound comprises:

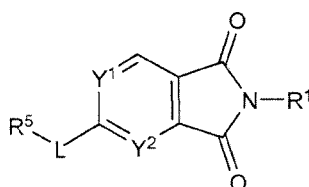
a. an isoindolin-1-one derivative having a structure:



wherein R^1 is hydrogen or an organic radical comprising 1 to 12 carbon atoms; and

wherein R^5 is an organic radical comprising 4 to 14 carbon atoms, with the proviso that if R^1 is hydrogen, then R^5 is optionally substituted phenyl or optionally substituted pyridinyl;

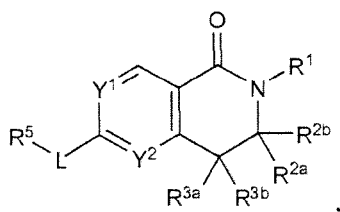
b. an isoindoline-1,3-dione derivative having a structure:



wherein R^1 is hydrogen or is selected from optionally substituted C1-C12 alkyl, optionally substituted C1-C12 heteroalkyl, optionally substituted C3-C12 cycloalkyl, or optionally substituted C3-C12 heterocycloalkyl, with the proviso that R^1 does not comprise silicon; and

wherein R^5 is an organic radical comprising 4 to 14 carbon atoms, with the proviso that if R^1 is hydrogen, then R^5 is optionally substituted phenyl or optionally substituted pyridinyl, and with the proviso that if R^1 is methyl, then R^5 is an organic radical comprising 4 to 14 carbon atoms;

c. a 3,4-dihydroisoquinolin-1(2H)-one derivative having a structure:

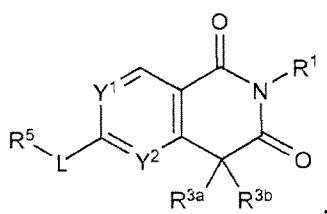


wherein R^1 is hydrogen or an organic radical comprising 1 to 12 carbon atoms;

wherein each R^{2a} and R^{2b} is independently hydrogen, halogen, hydroxyl, cyano, nitro, thiol, amino, or an organic radical comprising 1 to 6 carbon atoms; and

wherein R^5 is an organic radical comprising 4 to 14 carbon atoms;

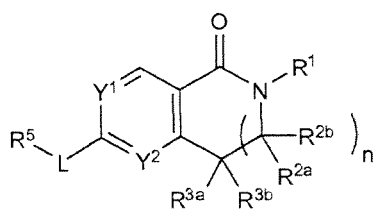
d. an isoquinoline-1,3(2H,4H)-dione derivative having a structure:



wherein R^1 is hydrogen or an organic radical comprising 1 to 12 carbon atoms; and

wherein R^5 is an organic radical comprising 4 to 14 carbon atoms, with the proviso that R^5 does not comprise a triphenylamine residue or a benzimidamide residue; or

e. a bicyclic compound having a structure:



wherein n is 2, 3 or 4;

wherein R^1 is hydrogen or an organic radical comprising 1 to 12 carbon atoms;

wherein R^{2a} and R^{2b} together comprise =O or =S or each R^{2a} and R^{2b} is independently hydrogen, halogen, hydroxyl, cyano, nitro, thiol, amino, or an organic radical comprising 1 to 6 carbon atoms; and

wherein R^5 is an organic radical comprising 4 to 14 carbon atoms,

or a pharmaceutically acceptable salt or N-oxide thereof,

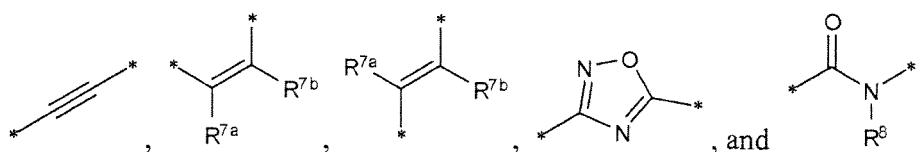
wherein Y^1 is selected from N and $C-R^4$;

wherein Y^2 is selected from N and C-H;

wherein each R^{3a} and R^{3b} is independently hydrogen, halogen, hydroxyl, cyano, nitro, thiol, amino, or an organic radical comprising 1 to 6 carbon atoms;

wherein R^4 is hydrogen, halogen, hydroxyl, cyano, nitro, thiol, or an organic radical comprising 1 to 12 carbon atoms;

wherein L is an organic divalent radical comprising 1 to 7 carbon atoms and is selected from:

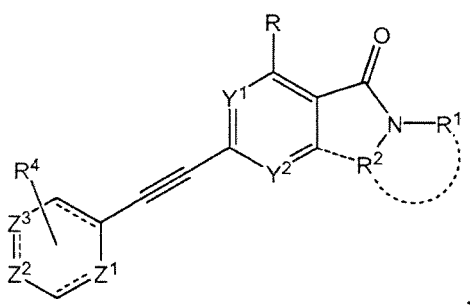


wherein R^{7a} and R^{7b} together form an optionally substituted carbocyclic or heterocyclic ring having from two to five carbons or are independently selected from hydrogen, halogen, hydroxyl, cyano, nitro, thiol, amino, and an organic radical comprising 1 to 5 carbon atoms selected from optionally substituted C1-C5 alkyl or C2-C5 alkenyl or C2-C5 alkynyl, optionally substituted C1-C5 heteroalkyl or C2-C5 heteroalkenyl or C2-C5 heteroalkynyl, optionally substituted C3-C5 cycloalkyl or C3-C5 cycloalkenyl, optionally substituted C3-C5 heterocycloalkyl or C3-C5 heterocycloalkenyl, optionally substituted aryl, optionally substituted heteroaryl, optionally substituted alkoxy, optionally substituted thioalkyl, optionally substituted alkylsulfinyl, optionally substituted alkylsulfonyl, and optionally substituted amino, thioamido, amidosulfonyl, alkoxycarbonyl, carboxamide, amino-carbonyl, and alkylamine-carbonyl; and

wherein R^8 is selected from hydrogen, and an organic radical comprising 1 to 6 carbon atoms selected from optionally substituted C1-C6 alkyl or C2-C6 alkenyl or C2-C6 alkynyl, optionally substituted C1-C6 heteroalkyl or C2-C6 heteroalkenyl or C2-C6 heteroalkynyl, optionally substituted C3-C6 cycloalkyl or C3-C6 cycloalkenyl or C6 cycloalkynyl, optionally substituted C3-C6 heterocycloalkyl or C3-C6 heterocycloalkenyl or C6 heterocycloalkynyl, optionally substituted aryl, and optionally substituted heteroaryl.

28. The method of claim 26 or 27, wherein the mammal is human.

29. The method of claim 26 or 27, wherein the mammal has been diagnosed with a need for treatment of the disorder prior to administration.
30. The method of claim 26 or 27, wherein the disorder is one or more neurological and/or psychiatric disorder associated with glutamate dysfunction in the mammal.
31. The method of claim 26 or 27, wherein the disorder is selected from dementia, delirium, amnesic disorders, age-related cognitive decline, schizophrenia, psychosis including schizophrenia, schizophreniform disorder, schizoaffective disorder, delusional disorder, brief psychotic disorder, substance-related disorder, movement disorders, epilepsy, chorea, pain, migraine, diabetes, dystonia, obesity, eating disorders, brain edema, sleep disorder, narcolepsy, anxiety, affective disorder, panic attacks, unipolar depression, bipolar disorder, and psychotic depression.
32. A compound having a structure represented by a formula:



wherein R¹ and R² are independently optionally substituted organic radicals comprising from 1 to 12 carbon atoms;

wherein each ----- is an optional covalent bond;

wherein Y¹ and Y² are independently selected from N and C-R;

wherein each R is independently selected from hydrogen, halogen, hydroxyl, cyano, nitro, thiol, or an organic radical comprising 1 to 12 carbon atoms;

wherein Z¹, Z², and Z³ are independently selected from N and C-R⁴, with the proviso that no more than two of Z¹, Z², and Z³ are nitrogen; and

wherein R⁴ comprises up to five substituents independently selected from hydrogen,

halogen, hydroxyl, cyano, nitro, thiol, optionally substituted alkyl or alkenyl or alkynyl, optionally substituted heteroalkyl or heteroalkenyl or heteroalkynyl, optionally substituted cycloalkyl or cycloalkenyl or cycloalkynyl, optionally substituted heterocycloalkyl or heterocycloalkenyl or heterocycloalkynyl, optionally substituted aryl, optionally substituted heteroaryl, optionally substituted alkoxy, optionally substituted thioalkyl, optionally substituted alkylsulfinyl, optionally substituted alkylsulfonyl, and optionally substituted amino, thioamido, amidosulfonyl, alkoxycarbonyl, carboxamide, amino-carbonyl, and alkylamine-carbonyl;

or a pharmaceutically acceptable salt or N-oxide thereof,

wherein the compound exhibits potentiation of mGluR5 response to glutamate as an increase in response to non-maximal concentrations of glutamate in human embryonic kidney cells transfected with rat mGluR5 in the presence of the compound, compared to the response to glutamate in the absence of the compound.

33. The compound of claim 32, wherein R^1 and R^2 are independently alkyl having from 1 to 6 carbons.

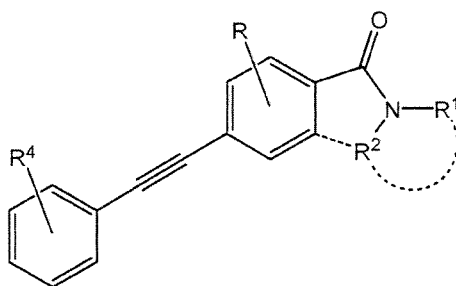
34. The compound of claim 32, wherein N, R^1 , and R^2 together comprise an optionally substituted heterocyclic ring having from two to seven carbons.

35. The compound of claim 32, wherein all of Z^1 , Z^2 , and Z^3 are carbon.

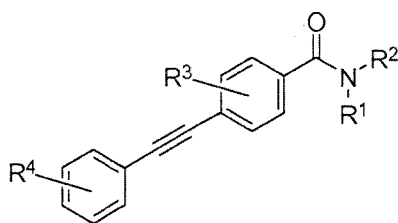
36. The compound of claim 32, wherein R^4 comprises up to five substituents independently selected from hydrogen, halogen, and lower alkyl.

37. The compound of claim 32, wherein both of Y^1 and Y^2 are carbon.

38. The compound of claim 32, having a structure represented by a formula:



39. The compound of claim 38, wherein R^1 and R^2 are independently alkyl having from 1 to 6 carbons or wherein N, R^1 , and R^2 together comprise an optionally substituted heterocyclic ring having from two to seven carbons; wherein R comprises three or four substituents independently selected from hydrogen, halogen, and lower alkyl; and wherein R^4 comprises five substituents independently selected from hydrogen, halogen, and lower alkyl.
40. The compound of claim 32, having a structure represented by a formula:



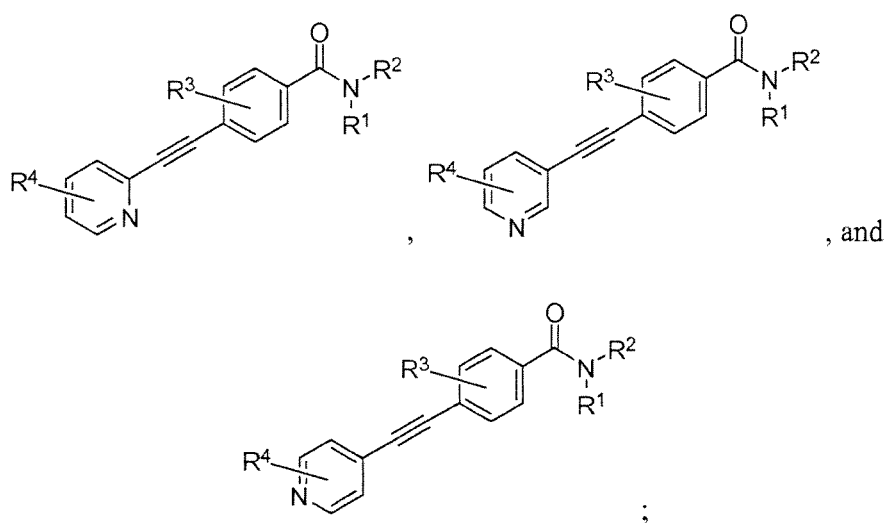
wherein R^1 and R^2 are independently selected from optionally substituted alkyl or alkenyl or alkynyl, optionally substituted heteroalkyl or heteroalkenyl or heteroalkynyl, optionally substituted cycloalkyl or cycloalkenyl or cycloalkynyl, optionally substituted heterocycloalkyl or heterocycloalkenyl or heterocycloalkynyl, optionally substituted aryl, and optionally substituted heteroaryl, or wherein N, R^1 , and R^2 together comprise an optionally substituted heterocyclic ring having from two to seven carbons;

wherein R^3 comprises four substituents independently selected from hydrogen, halogen, hydroxyl, cyano, nitro, thiol, optionally substituted alkyl or alkenyl or alkynyl, optionally substituted heteroalkyl or heteroalkenyl or heteroalkynyl, optionally substituted cycloalkyl or cycloalkenyl or cycloalkynyl, optionally substituted heterocycloalkyl or heterocycloalkenyl or heterocycloalkynyl, optionally substituted aryl, optionally substituted heteroaryl, optionally substituted alkoxy, optionally substituted thioalkyl, optionally substituted alkylsulfinyl, optionally substituted alkylsulfonyl, and optionally substituted amino, thioamido, amidosulfonyl, alkoxycarbonyl, carboxamide, amino-carbonyl, and alkylamine-carbonyl; and

wherein R^4 comprises five substituents independently selected from hydrogen, halogen, hydroxyl, cyano, nitro, thiol, optionally substituted alkyl or alkenyl or alkynyl, optionally substituted heteroalkyl or heteroalkenyl or heteroalkynyl, optionally substituted

cycloalkyl or cycloalkenyl or cycloalkynyl, optionally substituted heterocycloalkyl or heterocycloalkenyl or heterocycloalkynyl, optionally substituted aryl, optionally substituted heteroaryl, optionally substituted alkoxy, optionally substituted thioalkyl, optionally substituted alkylsulfinyl, optionally substituted alkylsulfonyl, and optionally substituted amino, thioamido, amidosulfonyl, alkoxycarbonyl, carboxamide, amino-carbonyl, and alkylamine-carbonyl.

41. The compound of claim 32, having a structure represented by a formula:



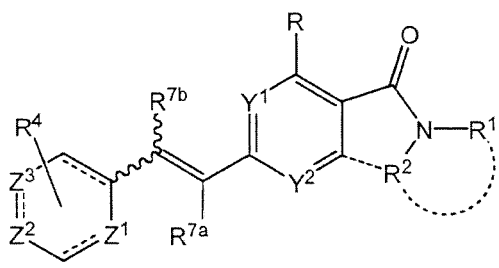
wherein R^1 and R^2 are independently selected from optionally substituted alkyl or alkenyl or alkynyl, optionally substituted heteroalkyl or heteroalkenyl or heteroalkynyl, optionally substituted cycloalkyl or cycloalkenyl or cycloalkynyl, optionally substituted heterocycloalkyl or heterocycloalkenyl or heterocycloalkynyl, optionally substituted aryl, and optionally substituted heteroaryl, or wherein N, R^1 , and R^2 together comprise an optionally substituted heterocyclic ring having from two to seven carbons;

wherein R^3 comprises four substituents independently selected from hydrogen, halogen, hydroxyl, cyano, nitro, thiol, optionally substituted alkyl or alkenyl or alkynyl, optionally substituted heteroalkyl or heteroalkenyl or heteroalkynyl, optionally substituted cycloalkyl or cycloalkenyl or cycloalkynyl, optionally substituted heterocycloalkyl or heterocycloalkenyl or heterocycloalkynyl, optionally substituted aryl, optionally substituted heteroaryl, optionally substituted alkoxy, optionally substituted thioalkyl, optionally substituted alkylsulfinyl, optionally substituted alkylsulfonyl, and optionally substituted amino, thioamido, amidosulfonyl, alkoxycarbonyl, carboxamide, amino-carbonyl, and

alkylamine-carbonyl; and

wherein R^4 comprises four substituents independently selected from hydrogen, halogen, hydroxyl, cyano, nitro, thiol, optionally substituted alkyl or alkenyl or alkynyl, optionally substituted heteroalkyl or heteroalkenyl or heteroalkynyl, optionally substituted cycloalkyl or cycloalkenyl or cycloalkynyl, optionally substituted heterocycloalkyl or heterocycloalkenyl or heterocycloalkynyl, optionally substituted aryl, optionally substituted heteroaryl, optionally substituted alkoxy, optionally substituted thioalkyl, optionally substituted alkylsulfinyl, optionally substituted alkylsulfonyl, and optionally substituted amino, thioamido, amidosulfonyl, alkoxycarbonyl, carboxamide, amino-carbonyl, and alkylamine-carbonyl.

42. A compound having a structure represented by a formula:



wherein R^1 and R^2 are independently hydrogen or an optionally substituted organic radical comprising from 1 to 12 carbon atoms;

wherein each ----- is an optional covalent bond;

wherein Y^1 and Y^2 are independently selected from N and C-R;

wherein each R is independently selected from hydrogen, halogen, hydroxyl, cyano, nitro, thiol, or an organic radical comprising 1 to 12 carbon atoms;

wherein Z^1 , Z^2 , and Z^3 are independently selected from N and C- R^4 , with the proviso that no more than two of Z^1 , Z^2 , and Z^3 are nitrogen;

wherein R^4 comprises up to five substituents independently selected from hydrogen, halogen, hydroxyl, cyano, nitro, thiol, optionally substituted alkyl or alkenyl or alkynyl, optionally substituted heteroalkyl or heteroalkenyl or heteroalkynyl, optionally substituted

cycloalkyl or cycloalkenyl or cycloalkynyl, optionally substituted heterocycloalkyl or heterocycloalkenyl or heterocycloalkynyl, optionally substituted aryl, optionally substituted heteroaryl, optionally substituted alkoxyl, optionally substituted thioalkyl, optionally substituted alkylsulfinyl, optionally substituted alkylsulfonyl, and optionally substituted amino, thioamido, amidosulfonyl, alkoxycarbonyl, carboxamide, amino-carbonyl, and alkylamine-carbonyl; and

wherein R^{7a} and R^{7b} together form an optionally substituted carbocyclic or heterocyclic ring having from two to five carbons or are independently selected from hydrogen, halogen, hydroxyl, cyano, nitro, thiol, amino, and an organic radical comprising 1 to 5 carbon atoms selected from optionally substituted C1-C6 alkyl or C2-C6 alkenyl or C2-C6 alkynyl, optionally substituted C1-C6 heteroalkyl or C2-C6 heteroalkenyl or C2-C6 heteroalkynyl, optionally substituted C3-C8 cycloalkyl or C3-C8 cycloalkenyl or C6-C8 cycloalkynyl, optionally substituted C3-C8 heterocycloalkyl or C3-C8 heterocycloalkenyl or C6-C8 heterocycloalkynyl, optionally substituted aryl, optionally substituted heteroaryl, optionally substituted alkoxyl, optionally substituted thioalkyl, optionally substituted alkylsulfinyl, optionally substituted alkylsulfonyl, and optionally substituted amino, thioamido, amidosulfonyl, alkoxycarbonyl, carboxamide, amino-carbonyl, and alkylamine-carbonyl;

or a pharmaceutically acceptable salt or N-oxide thereof,

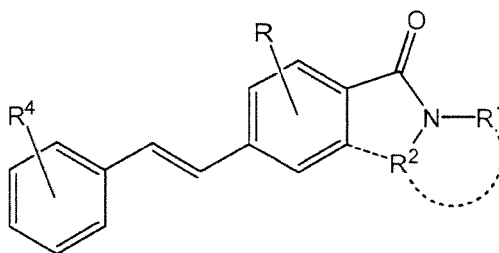
wherein the compound exhibits potentiation of mGluR5 response to glutamate as an increase in response to non-maximal concentrations of glutamate in human embryonic kidney cells transfected with rat mGluR5 in the presence of the compound, compared to the response to glutamate in the absence of the compound.

43. The compound of claim 42, wherein R^1 and R^2 are independently hydrogen or alkyl having from 1 to 6 carbons.

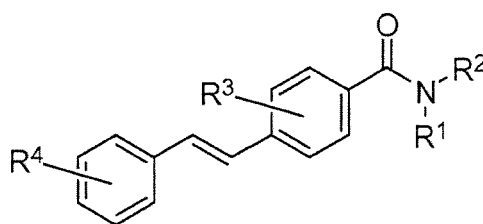
44. The compound of claim 42, wherein N, R^1 , and R^2 together comprise an optionally substituted heterocyclic ring having from two to seven carbons.

45. The compound of claim 42, wherein all of Z^1 , Z^2 , and Z^3 are carbon.

46. The compound of claim 42, wherein R^4 comprises up to five substituents independently selected from hydrogen, halogen, and lower alkyl.
47. The compound of claim 42, wherein both of Y^1 and Y^2 are carbon.
48. The compound of claim 42, wherein both of R^{7a} and R^{7b} are hydrogen.
49. The compound of claim 42, having a structure represented by a formula:



50. The compound of claim 49, wherein R^1 and R^2 are independently hydrogen or alkyl having from 1 to 6 carbons or wherein N, R^1 , and R^2 together comprise an optionally substituted heterocyclic ring having from two to seven carbons; wherein R comprises three or four substituents independently selected from hydrogen, halogen, and lower alkyl; and wherein R^4 comprises five substituents independently selected from hydrogen, halogen, and lower alkyl.
51. The compound of claim 42, having a structure represented by a formula:

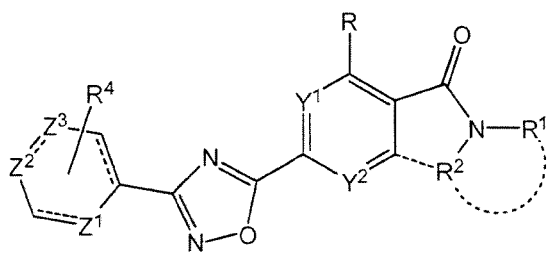


wherein R^1 and R^2 are independently selected from hydrogen, optionally substituted alkyl or alkenyl or alkynyl, optionally substituted heteroalkyl or heteroalkenyl or heteroalkynyl, optionally substituted cycloalkyl or cycloalkenyl or cycloalkynyl, optionally substituted heterocycloalkyl or heterocycloalkenyl or heterocycloalkynyl, optionally substituted aryl, and optionally substituted heteroaryl, or wherein N, R^1 , and R^2 together comprise an optionally substituted heterocyclic ring having from two to seven carbons;

wherein R^3 comprises four substituents independently selected from hydrogen, halogen, hydroxyl, cyano, nitro, thiol, optionally substituted alkyl or alkenyl or alkynyl, optionally substituted heteroalkyl or heteroalkenyl or heteroalkynyl, optionally substituted cycloalkyl or cycloalkenyl or cycloalkynyl, optionally substituted heterocycloalkyl or heterocycloalkenyl or heterocycloalkynyl, optionally substituted aryl, optionally substituted heteroaryl, optionally substituted alkoxy, optionally substituted thioalkyl, optionally substituted alkylsulfinyl, optionally substituted alkylsulfonyl, and optionally substituted amino, thioamido, amidosulfonyl, alkoxycarbonyl, carboxamide, amino-carbonyl, and alkylamine-carbonyl; and

wherein R^4 comprises five substituents independently selected from hydrogen, halogen, hydroxyl, cyano, nitro, thiol, optionally substituted alkyl or alkenyl or alkynyl, optionally substituted heteroalkyl or heteroalkenyl or heteroalkynyl, optionally substituted cycloalkyl or cycloalkenyl or cycloalkynyl, optionally substituted heterocycloalkyl or heterocycloalkenyl or heterocycloalkynyl, optionally substituted aryl, optionally substituted heteroaryl, optionally substituted alkoxy, optionally substituted thioalkyl, optionally substituted alkylsulfinyl, optionally substituted alkylsulfonyl, and optionally substituted amino, thioamido, amidosulfonyl, alkoxycarbonyl, carboxamide, amino-carbonyl, and alkylamine-carbonyl.

52. A compound having a structure represented by a formula:



wherein R^1 and R^2 are independently optionally substituted organic radicals comprising from 1 to 12 carbon atoms;

wherein each ----- is an optional covalent bond;

wherein Y^1 and Y^2 are independently selected from N and C-R;

wherein each R is independently selected from hydrogen, halogen, hydroxyl, cyano,

nitro, thiol, or an organic radical comprising 1 to 12 carbon atoms;

wherein Z^1 , Z^2 , and Z^3 are independently selected from N and C- R^4 , with the proviso that no more than two of Z^1 , Z^2 , and Z^3 are nitrogen; and

wherein R^4 comprises up to five substituents independently selected from hydrogen, halogen, hydroxyl, cyano, nitro, thiol, optionally substituted alkyl or alkenyl or alkynyl, optionally substituted heteroalkyl or heteroalkenyl or heteroalkynyl, optionally substituted cycloalkyl or cycloalkenyl or cycloalkynyl, optionally substituted heterocycloalkyl or heterocycloalkenyl or heterocycloalkynyl, optionally substituted aryl, optionally substituted heteroaryl, optionally substituted alkoxy, optionally substituted thioalkyl, optionally substituted alkylsulfinyl, optionally substituted alkylsulfonyl, and optionally substituted amino, thioamido, amidosulfonyl, alkoxycarbonyl, carboxamide, amino-carbonyl, and alkylamine-carbonyl;

or a pharmaceutically acceptable salt or N-oxide thereof,

wherein the compound exhibits potentiation of mGluR5 response to glutamate as an increase in response to non-maximal concentrations of glutamate in human embryonic kidney cells transfected with rat mGluR5 in the presence of the compound, compared to the response to glutamate in the absence of the compound.

53. The compound of claim 52, wherein R^1 and R^2 are independently hydrogen or alkyl having from 1 to 6 carbons.

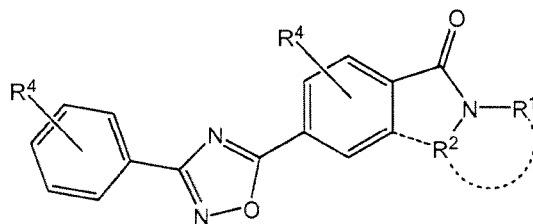
54. The compound of claim 52, wherein N, R^1 , and R^2 together comprise an optionally substituted heterocyclic ring having from two to seven carbons.

55. The compound of claim 52, wherein all of Z^1 , Z^2 , and Z^3 are carbon.

56. The compound of claim 52, wherein R^4 comprises up to five substituents independently selected from hydrogen, halogen, and lower alkyl.

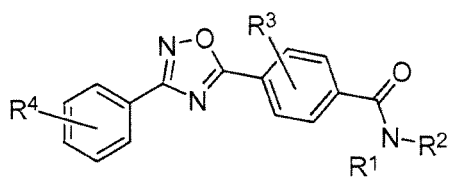
57. The compound of claim 52, wherein both of Y^1 and Y^2 are carbon.

58. The compound of claim 52, having a structure represented by a formula:



59. The compound of claim 58, wherein R^1 and R^2 are independently alkyl having from 1 to 6 carbons or wherein N, R^1 , and R^2 together comprise an optionally substituted heterocyclic ring having from two to seven carbons; wherein R comprises three or four substituents independently selected from hydrogen, halogen, and lower alkyl; and wherein R^4 comprises five substituents independently selected from hydrogen, halogen, and lower alkyl.

60. The compound of claim 52, having a structure represented by a formula:

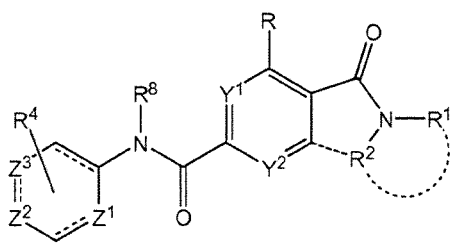


wherein R^1 and R^2 are independently selected from hydrogen, optionally substituted alkyl or alkenyl or alkynyl, optionally substituted heteroalkyl or heteroalkenyl or heteroalkynyl, optionally substituted cycloalkyl or cycloalkenyl or cycloalkynyl, optionally substituted heterocycloalkyl or heterocycloalkenyl or heterocycloalkynyl, optionally substituted aryl, and optionally substituted heteroaryl, or wherein N, R^1 , and R^2 together comprise an optionally substituted heterocyclic ring having from two to seven carbons;

wherein R^3 comprises four substituents independently selected from hydrogen, halogen, hydroxyl, cyano, nitro, thiol, optionally substituted alkyl or alkenyl or alkynyl, optionally substituted heteroalkyl or heteroalkenyl or heteroalkynyl, optionally substituted cycloalkyl or cycloalkenyl or cycloalkynyl, optionally substituted heterocycloalkyl or heterocycloalkenyl or heterocycloalkynyl, optionally substituted aryl, optionally substituted heteroaryl, optionally substituted alkoxy, optionally substituted thioalkyl, optionally substituted alkylsulfinyl, optionally substituted alkylsulfonyl, and optionally substituted amino, thioamido, amidosulfonyl, alkoxycarbonyl, carboxamide, amino-carbonyl, and alkylamine-carbonyl; and

wherein R^4 comprises five substituents independently selected from hydrogen, halogen, hydroxyl, cyano, nitro, thiol, optionally substituted alkyl or alkenyl or alkynyl, optionally substituted heteroalkyl or heteroalkenyl or heteroalkynyl, optionally substituted cycloalkyl or cycloalkenyl or cycloalkynyl, optionally substituted heterocycloalkyl or heterocycloalkenyl or heterocycloalkynyl, optionally substituted aryl, optionally substituted heteroaryl, optionally substituted alkoxy, optionally substituted thioalkyl, optionally substituted alkylsulfinyl, optionally substituted alkylsulfonyl, and optionally substituted amino, thioamido, amidosulfonyl, alkoxycarbonyl, carboxamide, amino-carbonyl, and alkylamine-carbonyl.

61. A compound having a structure represented by a formula:



wherein R^1 and R^2 are independently hydrogen or an optionally substituted organic radical comprising from 1 to 12 carbon atoms;

wherein each ----- is an optional covalent bond;

wherein Y^1 and Y^2 are independently selected from N and C-R;

wherein each R is independently selected from hydrogen, halogen, hydroxyl, cyano, nitro, thiol, or an organic radical comprising 1 to 12 carbon atoms;

wherein Z^1 , Z^2 , and Z^3 are independently selected from N and C- R^4 , with the proviso that no more than two of Z^1 , Z^2 , and Z^3 are nitrogen;

wherein R^4 comprises up to five substituents independently selected from hydrogen, halogen, hydroxyl, cyano, nitro, thiol, optionally substituted alkyl or alkenyl or alkynyl, optionally substituted heteroalkyl or heteroalkenyl or heteroalkynyl, optionally substituted cycloalkyl or cycloalkenyl or cycloalkynyl, optionally substituted heterocycloalkyl or heterocycloalkenyl or heterocycloalkynyl, optionally substituted aryl, optionally substituted

heteroaryl, optionally substituted alkoxy, optionally substituted thioalkyl, optionally substituted alkylsulfinyl, optionally substituted alkylsulfonyl, and optionally substituted amino, thioamido, amidosulfonyl, alkoxycarbonyl, carboxamide, amino-carbonyl, and alkylamine-carbonyl; and

wherein R^8 is selected from hydrogen and lower alkyl;

or a pharmaceutically acceptable salt or N-oxide thereof,

wherein the compound exhibits potentiation of mGluR5 response to glutamate as an increase in response to non-maximal concentrations of glutamate in human embryonic kidney cells transfected with rat mGluR5 in the presence of the compound, compared to the response to glutamate in the absence of the compound.

62. The compound of claim 61, wherein R^1 and R^2 are independently hydrogen or alkyl having from 1 to 6 carbons.

63. The compound of claim 61, wherein N, R^1 , and R^2 together comprise an optionally substituted heterocyclic ring having from two to seven carbons.

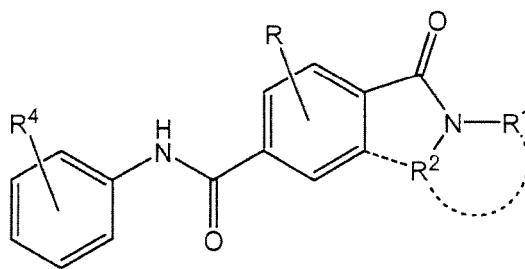
64. The compound of claim 61, wherein all of Z^1 , Z^2 , and Z^3 are carbon.

65. The compound of claim 61, wherein R^4 comprises up to five substituents independently selected from hydrogen, halogen, and lower alkyl.

66. The compound of claim 61, wherein both of Y^1 and Y^2 are carbon.

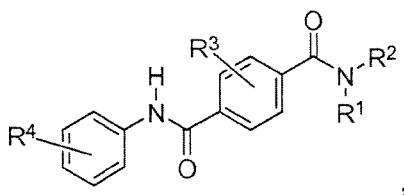
67. The compound of claim 61, wherein R^8 is hydrogen.

68. The compound of claim 61, having a structure represented by a formula:



69. The compound of claim 68, wherein R^1 and R^2 are independently hydrogen or alkyl having from 1 to 6 carbons or wherein N, R^1 , and R^2 together comprise an optionally substituted heterocyclic ring having from two to seven carbons; wherein R comprises three or four substituents independently selected from hydrogen, halogen, and lower alkyl; and wherein R^4 comprises five substituents independently selected from hydrogen, halogen, and lower alkyl.

70. The compound of claim 61, having a structure represented by a formula:



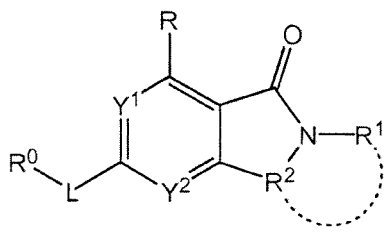
wherein R^1 and R^2 are independently selected from hydrogen, optionally substituted alkyl or alkenyl or alkynyl, optionally substituted heteroalkyl or heteroalkenyl or heteroalkynyl, optionally substituted cycloalkyl or cycloalkenyl or cycloalkynyl, optionally substituted heterocycloalkyl or heterocycloalkenyl or heterocycloalkynyl, optionally substituted aryl, and optionally substituted heteroaryl, or wherein N, R^1 , and R^2 together comprise an optionally substituted heterocyclic ring having from two to seven carbons;

wherein R^3 comprises four substituents independently selected from hydrogen, halogen, hydroxyl, cyano, nitro, thiol, optionally substituted alkyl or alkenyl or alkynyl, optionally substituted heteroalkyl or heteroalkenyl or heteroalkynyl, optionally substituted cycloalkyl or cycloalkenyl or cycloalkynyl, optionally substituted heterocycloalkyl or heterocycloalkenyl or heterocycloalkynyl, optionally substituted aryl, optionally substituted heteroaryl, optionally substituted alkoxy, optionally substituted thioalkyl, optionally substituted alkylsulfinyl, optionally substituted alkylsulfonyl, and optionally substituted amino, thioamido, amidosulfonyl, alkoxycarbonyl, carboxamide, amino-carbonyl, and alkylamine-carbonyl; and

wherein R^4 comprises five substituents independently selected from hydrogen, halogen, hydroxyl, cyano, nitro, thiol, optionally substituted alkyl or alkenyl or alkynyl, optionally substituted heteroalkyl or heteroalkenyl or heteroalkynyl, optionally substituted cycloalkyl or cycloalkenyl or cycloalkynyl, optionally substituted heterocycloalkyl or

heterocycloalkenyl or heterocycloalkynyl, optionally substituted aryl, optionally substituted heteroaryl, optionally substituted alkoxy, optionally substituted thioalkyl, optionally substituted alkylsulfinyl, optionally substituted alkylsulfonyl, and optionally substituted amino, thioamido, amidosulfonyl, alkoxycarbonyl, carboxamide, amino-carbonyl, and alkylamine-carbonyl.

71. A compound having a structure represented by a formula:



wherein each ---- is an optional covalent bond;

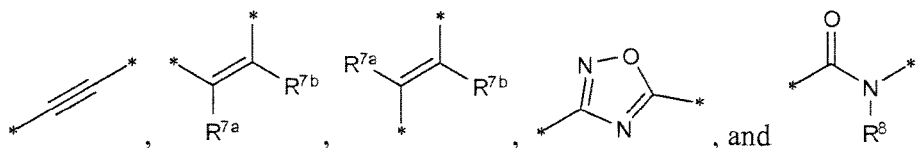
wherein Y¹ and Y² are independently selected from N and C-R;

wherein each R is independently selected from hydrogen, halogen, hydroxyl, cyano, nitro, thiol, or an organic radical comprising 1 to 12 carbon atoms;

wherein R¹ and R² are independently hydrogen or an optionally substituted organic radical comprising from 1 to 12 carbon atoms;

wherein R⁰ is an optionally substituted organic radical comprising 4 to 14 carbon atoms,

wherein L is an organic divalent radical comprising 1 to 7 carbon atoms and is selected from:



wherein R^{7a} and R^{7b} together form an optionally substituted carbocyclic or heterocyclic ring having from two to five carbons or are independently selected from hydrogen, halogen, hydroxyl, cyano, nitro, thiol, amino, and an organic radical comprising 1

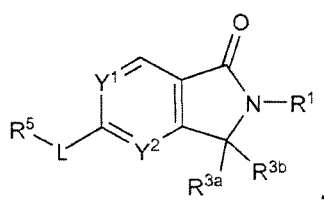
to 5 carbon atoms selected from optionally substituted C1-C5 alkyl or C2-C5 alkenyl or C2-C5 alkynyl, optionally substituted C1-C5 heteroalkyl or C2-C5 heteroalkenyl or C2-C5 heteroalkynyl, optionally substituted C3-C5 cycloalkyl or C3-C5 cycloalkenyl, optionally substituted C3-C5 heterocycloalkyl or C3-C5 heterocycloalkenyl, optionally substituted aryl, optionally substituted heteroaryl, optionally substituted alkoxy, optionally substituted thioalkyl, optionally substituted alkylsulfinyl, optionally substituted alkylsulfonyl, and optionally substituted amino, thioamido, amidosulfonyl, alkoxycarbonyl, carboxamide, amino-carbonyl, and alkylamine-carbonyl; and

wherein R^8 is selected from hydrogen, and an organic radical comprising 1 to 6 carbon atoms selected from optionally substituted C1-C6 alkyl or C2-C6 alkenyl or C2-C6 alkynyl, optionally substituted C1-C6 heteroalkyl or C2-C6 heteroalkenyl or C2-C6 heteroalkynyl, optionally substituted C3-C6 cycloalkyl or C3-C6 cycloalkenyl or C6 cycloalkynyl, optionally substituted C3-C6 heterocycloalkyl or C3-C6 heterocycloalkenyl or C6 heterocycloalkynyl, optionally substituted aryl, and optionally substituted heteroaryl;

or a pharmaceutically acceptable salt or N-oxide thereof,

wherein the compound exhibits potentiation of mGluR5 response to glutamate as an increase in response to non-maximal concentrations of glutamate in human embryonic kidney cells transfected with rat mGluR5 in the presence of the compound, compared to the response to glutamate in the absence of the compound.

72. The compound of claim 71, having a structure represented by a formula:



wherein R^5 is an organic radical comprising 4 to 14 carbon atoms, with the proviso that if R^1 is hydrogen, then R^5 is optionally substituted phenyl or optionally substituted pyridinyl;

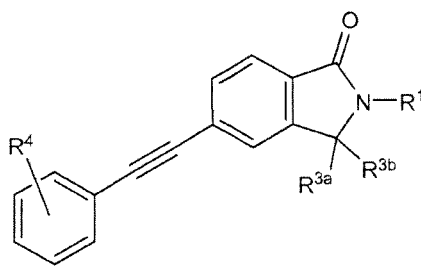
wherein Y^1 is selected from N and C- R^4 ;

wherein Y^2 is selected from N and C-H;

wherein each R^{3a} and R^{3b} is independently hydrogen, halogen, hydroxyl, cyano, nitro, thiol, amino, or an organic radical comprising 1 to 6 carbon atoms; and

wherein R^4 is hydrogen, halogen, hydroxyl, cyano, nitro, thiol, or an organic radical comprising 1 to 12 carbon atoms.

73. The compound of claim 71, having a structure represented by a formula:

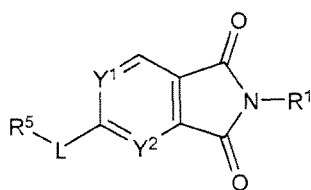


wherein R^1 is hydrogen or alkyl having from 1 to 6 carbons;

wherein R^{3a} and R^{3b} are independently hydrogen, halogen, or lower alkyl; and

wherein R^4 comprises five substituents independently selected from hydrogen, halogen, and lower alkyl.

74. The compound of claim 71, having a structure represented by a formula:



wherein R^1 is hydrogen or is selected from optionally substituted C1-C12 alkyl, optionally substituted C1-C12 heteroalkyl, optionally substituted C3-C12 cycloalkyl, or optionally substituted C3-C12 heterocycloalkyl, with the proviso that R^1 does not comprise silicon; and

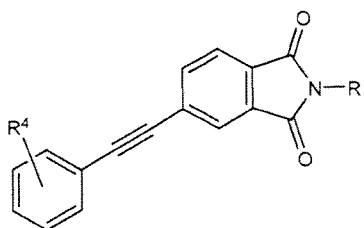
wherein R^5 is an organic radical comprising 4 to 14 carbon atoms, with the proviso that if R^1 is hydrogen, then R^5 is optionally substituted phenyl or optionally substituted

pyridinyl, and with the proviso that if R^1 is methyl, then R^5 is an organic radical comprising 4 to 14 carbon atoms;

wherein Y^1 is selected from N and C- R^4 ; and

wherein Y^2 is selected from N and C-H.

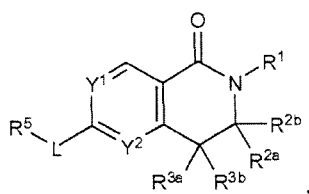
75. The compound of claim 71, having a structure represented by a formula:



wherein R^1 is hydrogen or alkyl having from 1 to 6 carbons; and

wherein R^4 comprises five substituents independently selected from hydrogen, halogen, and lower alkyl.

76. The compound of claim 71, having a structure represented by a formula:



wherein each R^{2a} and R^{2b} is independently hydrogen, halogen, hydroxyl, cyano, nitro, thiol, amino, or an organic radical comprising 1 to 6 carbon atoms;

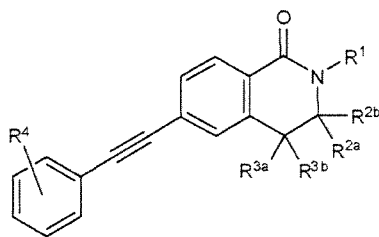
wherein each R^{3a} and R^{3b} is independently hydrogen, halogen, hydroxyl, cyano, nitro, thiol, amino, or an organic radical comprising 1 to 6 carbon atoms;

wherein R^5 is an organic radical comprising 4 to 14 carbon atoms;

wherein Y^1 is selected from N and C- R^4 ; and

wherein Y^2 is selected from N and C-H.

77. The compound of claim 71, having a structure represented by a formula:

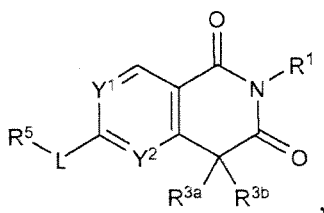


wherein R^1 is hydrogen or alkyl having from 1 to 6 carbons;

wherein R^{2a} , R^{2b} , R^{3a} , and R^{3b} are independently hydrogen, halogen, or lower alkyl;
and

wherein R^4 comprises five substituents independently selected from hydrogen, halogen, and lower alkyl.

78. The compound of claim 71, having a structure represented by a formula:



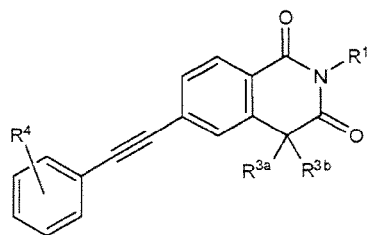
wherein each R^{3a} and R^{3b} is independently hydrogen, halogen, hydroxyl, cyano, nitro, thiol, amino, or an organic radical comprising 1 to 6 carbon atoms;

wherein Y^1 is selected from N and $C-R^4$;

wherein Y^2 is selected from N and C-H; and

wherein R^5 is an organic radical comprising 4 to 14 carbon atoms, with the proviso that R^5 does not comprise a triphenylamine residue or a benzimidamide residue.

79. The compound of claim 71, having a structure represented by a formula:

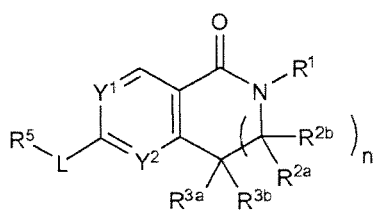


wherein R^1 is hydrogen or alkyl having from 1 to 6 carbons;

wherein R^{3a} and R^{3b} are independently hydrogen, halogen, or lower alkyl; and

wherein R^4 comprises five substituents independently selected from hydrogen, halogen, and lower alkyl.

80. The compound of claim 71, having a structure represented by a formula:



wherein n is 2, 3 or 4;

wherein R^{2a} and R^{2b} together comprise $=O$ or $=S$ or each R^{2a} and R^{2b} is independently hydrogen, halogen, hydroxyl, cyano, nitro, thiol, amino, or an organic radical comprising 1 to 6 carbon atoms; and

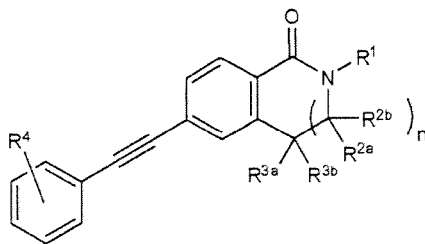
wherein each R^{3a} and R^{3b} is independently hydrogen, halogen, hydroxyl, cyano, nitro, thiol, amino, or an organic radical comprising 1 to 6 carbon atoms;

wherein Y^1 is selected from N and C- R^4 ;

wherein Y^2 is selected from N and C-H; and

wherein R^5 is an organic radical comprising 4 to 14 carbon atoms,

81. The compound of claim 71, having a structure represented by a formula:



wherein R^1 is hydrogen or alkyl having from 1 to 6 carbons;

wherein R^{2a} , R^{2b} , R^{3a} , and R^{3b} are independently hydrogen, halogen, or lower alkyl;

and

wherein R^4 comprises five substituents independently selected from hydrogen, halogen, and lower alkyl.

82. The compound of any of claims 71-81,

wherein R^1 is an organic radical comprising 1 to 12 carbon atoms selected from optionally substituted C1-C6 alkyl or C2-C6 alkenyl or C2-C6 alkynyl, optionally substituted C1-C6 heteroalkyl or C2-C6 heteroalkenyl or C2-C6 heteroalkynyl, optionally substituted C3-C8 cycloalkyl or C3-C8 cycloalkenyl or C6-C8 cycloalkynyl, optionally substituted C3-C8 heterocycloalkyl or C3-C8 heterocycloalkenyl or C6-C8 heterocycloalkynyl, optionally substituted aryl, optionally substituted heteroaryl, and $-(CH_2)_m$ -aryl or $-(CH_2)_m$ -heterocycle, wherein m is 1, 2, 3 or 4;

wherein R^{2a} and R^{2b} , when present, together comprise =O or =S or each R^{2a} and R^{2b} is independently an organic radical comprising 1 to 6 carbon atoms selected from optionally substituted C1-C6 alkyl or C2-C6 alkenyl or C2-C6 alkynyl, optionally substituted C1-C6 heteroalkyl or C2-C6 heteroalkenyl or C2-C6 heteroalkynyl, optionally substituted C3-C8 cycloalkyl or C3-C8 cycloalkenyl or C6-C8 cycloalkynyl, optionally substituted C3-C8 heterocycloalkyl or C3-C8 heterocycloalkenyl or C6-C8 heterocycloalkynyl, optionally substituted aryl, optionally substituted heteroaryl, optionally substituted alkoxy, optionally substituted thioalkyl, optionally substituted alkylsulfinyl, optionally substituted alkylsulfonyl, optionally substituted amino, thioamido, amidosulfonyl, alkoxycarbonyl, carboxamide, amino-carbonyl, and alkylamine-carbonyl;

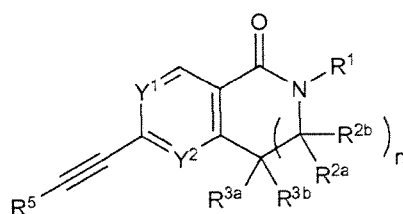
wherein R^{3a} and R^{3b} together comprise =O or =S or each R^{3a} and R^{3b} is independently

an organic radical comprising 1 to 6 carbon atoms selected from optionally substituted C1-C6 alkyl or C2-C6 alkenyl or C2-C6 alkynyl, optionally substituted C1-C6 heteroalkyl or C2-C6 heteroalkenyl or C2-C6 heteroalkynyl, optionally substituted C3-C8 cycloalkyl or C3-C8 cycloalkenyl or C6-C8 cycloalkynyl, optionally substituted C3-C8 heterocycloalkyl or C3-C8 heterocycloalkenyl or C6-C8 heterocycloalkynyl, optionally substituted aryl, optionally substituted heteroaryl, optionally substituted alkoxy, optionally substituted thioalkyl, optionally substituted alkylsulfinyl, optionally substituted alkylsulfonyl, and optionally substituted amino, thioamido, amidosulfonyl, alkoxycarbonyl, carboxamide, amino-carbonyl, and alkylamine-carbonyl;

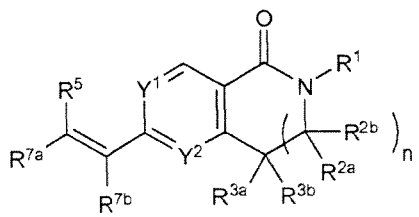
wherein R^4 , when present, is an organic radical comprising 1 to 12 carbon atoms independently selected from optionally substituted C1-C6 alkyl or C2-C6 alkenyl or C2-C6 alkynyl, optionally substituted C1-C6 heteroalkyl or C2-C6 heteroalkenyl or C2-C6 heteroalkynyl, optionally substituted C3-C8 cycloalkyl or C3-C8 cycloalkenyl or C6-C8 cycloalkynyl, optionally substituted C3-C8 heterocycloalkyl or C3-C8 heterocycloalkenyl or C6-C8 heterocycloalkynyl, optionally substituted aryl, optionally substituted heteroaryl, optionally substituted alkoxy, optionally substituted thioalkyl, optionally substituted alkylsulfinyl, optionally substituted alkylsulfonyl, and optionally substituted amino, thioamido, amidosulfonyl, alkoxycarbonyl, carboxamide, amino-carbonyl, and alkylamine-carbonyl; and

wherein R^5 is an organic radical comprising 4 to 14 carbon atoms selected from optionally substituted C3-C8 cycloalkyl or C3-C8 cycloalkenyl, optionally substituted C3-C6 heterocycloalkyl or C3-C6 heterocycloalkenyl, optionally substituted aryl, and optionally substituted heteroaryl.

83. The compound of claim 71, comprising a structure having a formula:

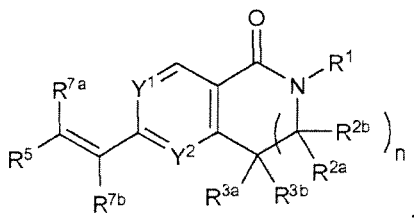


84. The compound of claim 71, comprising a structure having a formula:



wherein R^{7a} and R^{7b} together form an optionally substituted carbocyclic or heterocyclic ring having from two to five carbons or are independently selected from hydrogen, halogen, hydroxyl, cyano, nitro, thiol, amino, and an organic radical comprising 1 to 5 carbon atoms selected from optionally substituted C1-C6 alkyl or C2-C6 alkenyl or C2-C6 alkynyl, optionally substituted C1-C6 heteroalkyl or C2-C6 heteroalkenyl or C2-C6 heteroalkynyl, optionally substituted C3-C8 cycloalkyl or C3-C8 cycloalkenyl or C6-C8 cycloalkynyl, optionally substituted C3-C8 heterocycloalkyl or C3-C8 heterocycloalkenyl or C6-C8 heterocycloalkynyl, optionally substituted aryl, optionally substituted heteroaryl, optionally substituted alkoxyl, optionally substituted thioalkyl, optionally substituted alkylsulfinyl, optionally substituted alkylsulfonyl, and optionally substituted amino, thioamido, amidosulfonyl, alkoxycarbonyl, carboxamide, amino-carbonyl, and alkylamine-carbonyl.

85. The compound of claim 71, comprising a structure having a formula:

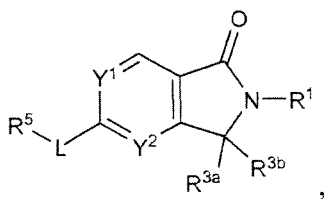


wherein R^{7a} and R^{7b} are independently selected from hydrogen, halogen, hydroxyl, cyano, nitro, thiol, amino, and an organic radical comprising 1 to 5 carbon atoms selected from optionally substituted C1-C6 alkyl or C2-C6 alkenyl or C2-C6 alkynyl, optionally substituted C1-C6 heteroalkyl or C2-C6 heteroalkenyl or C2-C6 heteroalkynyl, optionally substituted C3-C8 cycloalkyl or C3-C8 cycloalkenyl or C6-C8 cycloalkynyl, optionally substituted C3-C8 heterocycloalkyl or C3-C8 heterocycloalkenyl or C6-C8 heterocycloalkynyl, optionally substituted aryl, optionally substituted heteroaryl, optionally substituted alkoxyl, optionally substituted thioalkyl, optionally substituted alkylsulfinyl,

optionally substituted alkylsulfonyl, and optionally substituted amino, thioamido, amidosulfonyl, alkoxy carbonyl, carboxamide, amino-carbonyl, and alkylamine-carbonyl.

86. A compound that exhibits potentiation of mGluR5 response to glutamate as an increase in response to non-maximal concentrations of glutamate in human embryonic kidney cells transfected with rat mGluR5 in the presence of the compound, compared to the response to glutamate in the absence of the compound, comprising:

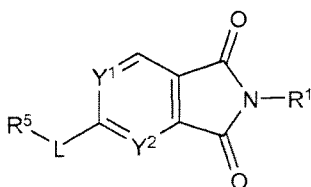
a. an isoindolin-1-one derivative having a structure:



wherein R^1 is hydrogen or an organic radical comprising 1 to 12 carbon atoms; and

wherein R^5 is an organic radical comprising 4 to 14 carbon atoms, with the proviso that if R^1 is hydrogen, then R^5 is optionally substituted phenyl or optionally substituted pyridinyl;

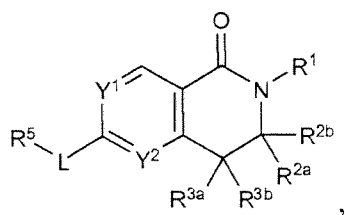
b. an isoindoline-1,3-dione derivative having a structure:



wherein R^1 is hydrogen or is selected from optionally substituted C1-C12 alkyl, optionally substituted C1-C12 heteroalkyl, optionally substituted C3-C12 cycloalkyl, or optionally substituted C3-C12 heterocycloalkyl, with the proviso that R^1 does not comprise silicon; and

wherein R^5 is an organic radical comprising 4 to 14 carbon atoms, with the proviso that if R^1 is hydrogen, then R^5 is optionally substituted phenyl or optionally substituted pyridinyl, and with the proviso that if R^1 is methyl, then R^5 is an organic radical comprising 4 to 14 carbon atoms;

c. a 3,4-dihydroisoquinolin-1(2H)-one derivative having a structure:

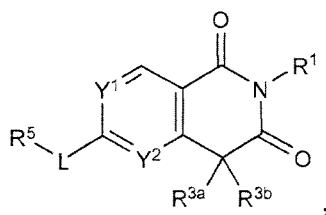


wherein R^1 is hydrogen or an organic radical comprising 1 to 12 carbon atoms;

wherein each R^{2a} and R^{2b} is independently hydrogen, halogen, hydroxyl, cyano, nitro, thiol, amino, or an organic radical comprising 1 to 6 carbon atoms; and

wherein R^5 is an organic radical comprising 4 to 14 carbon atoms;

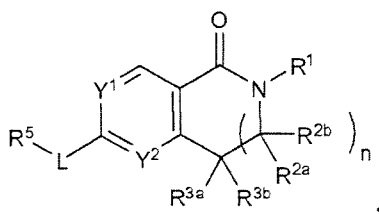
d. an isoquinoline-1,3(2H,4H)-dione derivative having a structure:



wherein R^1 is hydrogen or an organic radical comprising 1 to 12 carbon atoms; and

wherein R^5 is an organic radical comprising 4 to 14 carbon atoms, with the proviso that R^5 does not comprise a triphenylamine residue or a benzimidamide residue; or

e. a bicyclic compound having a structure:



wherein n is 2, 3 or 4;

wherein R^1 is hydrogen or an organic radical comprising 1 to 12 carbon atoms;

wherein R^{2a} and R^{2b} together comprise $=O$ or $=S$ or each R^{2a} and R^{2b} is independently

hydrogen, halogen, hydroxyl, cyano, nitro, thiol, amino, or an organic radical comprising 1 to 6 carbon atoms; and

wherein R^5 is an organic radical comprising 4 to 14 carbon atoms,

or a pharmaceutically acceptable salt or N-oxide thereof,

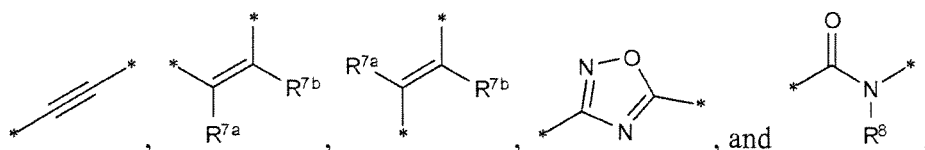
wherein Y^1 is selected from N and C- R^4 ;

wherein Y^2 is selected from N and C-H;

wherein each R^{3a} and R^{3b} is independently hydrogen, halogen, hydroxyl, cyano, nitro, thiol, amino, or an organic radical comprising 1 to 6 carbon atoms;

wherein R^4 is hydrogen, halogen, hydroxyl, cyano, nitro, thiol, or an organic radical comprising 1 to 12 carbon atoms;

wherein L is an organic divalent radical comprising 1 to 7 carbon atoms and is selected from:



wherein R^{7a} and R^{7b} together form an optionally substituted carbocyclic or heterocyclic ring having from two to five carbons or are independently selected from hydrogen, halogen, hydroxyl, cyano, nitro, thiol, amino, and an organic radical comprising 1 to 5 carbon atoms selected from optionally substituted C1-C5 alkyl or C2-C5 alkenyl or C2-C5 alkynyl, optionally substituted C1-C5 heteroalkyl or C2-C5 heteroalkenyl or C2-C5 heteroalkynyl, optionally substituted C3-C5 cycloalkyl or C3-C5 cycloalkenyl, optionally substituted C3-C5 heterocycloalkyl or C3-C5 heterocycloalkenyl, optionally substituted aryl, optionally substituted heteroaryl, optionally substituted alkoxy, optionally substituted thioalkyl, optionally substituted alkylsulfinyl, optionally substituted alkylsulfonyl, and optionally substituted amino, thioamido, amidosulfonyl, alkoxycarbonyl, carboxamide, amino-carbonyl, and alkylamine-carbonyl; and

wherein R⁸ is selected from hydrogen, and an organic radical comprising 1 to 6 carbon atoms selected from optionally substituted C1-C6 alkyl or C2-C6 alkenyl or C2-C6 alkynyl, optionally substituted C1-C6 heteroalkyl or C2-C6 heteroalkenyl or C2-C6 heteroalkynyl, optionally substituted C3-C6 cycloalkyl or C3-C6 cycloalkenyl or C6 cycloalkynyl, optionally substituted C3-C6 heterocycloalkyl or C3-C6 heterocycloalkenyl or C6 heterocycloalkynyl, optionally substituted aryl, and optionally substituted heteroaryl.

87. The compound of claim 86,

wherein R¹ is an organic radical comprising 1 to 12 carbon atoms selected from optionally substituted C1-C6 alkyl or C2-C6 alkenyl or C2-C6 alkynyl, optionally substituted C1-C6 heteroalkyl or C2-C6 heteroalkenyl or C2-C6 heteroalkynyl, optionally substituted C3-C8 cycloalkyl or C3-C8 cycloalkenyl or C6-C8 cycloalkynyl, optionally substituted C3-C8 heterocycloalkyl or C3-C8 heterocycloalkenyl or C6-C8 heterocycloalkynyl, optionally substituted aryl, optionally substituted heteroaryl, and $-(CH_2)_m$ -aryl or $-(CH_2)_m$ -heterocycle, wherein m is 1, 2, 3 or 4;

wherein R^{2a} and R^{2b}, when present, together comprise =O or =S or each R^{2a} and R^{2b} is independently an organic radical comprising 1 to 6 carbon atoms selected from optionally substituted C1-C6 alkyl or C2-C6 alkenyl or C2-C6 alkynyl, optionally substituted C1-C6 heteroalkyl or C2-C6 heteroalkenyl or C2-C6 heteroalkynyl, optionally substituted C3-C8 cycloalkyl or C3-C8 cycloalkenyl or C6-C8 cycloalkynyl, optionally substituted C3-C8 heterocycloalkyl or C3-C8 heterocycloalkenyl or C6-C8 heterocycloalkynyl, optionally substituted aryl, optionally substituted heteroaryl, optionally substituted alkoxy, optionally substituted thioalkyl, optionally substituted alkylsulfinyl, optionally substituted alkylsulfonyl, optionally substituted amino, thioamido, amidosulfonyl, alkoxycarbonyl, carboxamide, amino-carbonyl, and alkylamine-carbonyl;

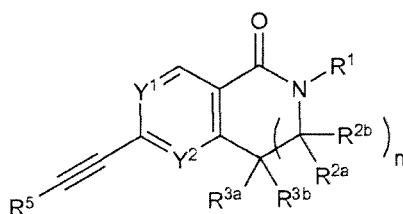
wherein R^{3a} and R^{3b} together comprise =O or =S or each R^{3a} and R^{3b} is independently an organic radical comprising 1 to 6 carbon atoms selected from optionally substituted C1-C6 alkyl or C2-C6 alkenyl or C2-C6 alkynyl, optionally substituted C1-C6 heteroalkyl or C2-C6 heteroalkenyl or C2-C6 heteroalkynyl, optionally substituted C3-C8 cycloalkyl or C3-C8 cycloalkenyl or C6-C8 cycloalkynyl, optionally substituted C3-C8 heterocycloalkyl or C3-C8 heterocycloalkenyl or C6-C8 heterocycloalkynyl, optionally substituted aryl, optionally

substituted heteroaryl, optionally substituted alkoxy, optionally substituted thioalkyl, optionally substituted alkylsulfinyl, optionally substituted alkylsulfonyl, and optionally substituted amino, thioamido, amidosulfonyl, alkoxycarbonyl, carboxamide, amino-carbonyl, and alkylamine-carbonyl;

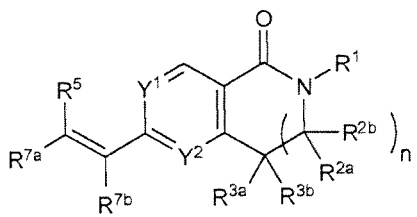
wherein R^4 , when present, is an organic radical comprising 1 to 12 carbon atoms independently selected from optionally substituted C1-C6 alkyl or C2-C6 alkenyl or C2-C6 alkynyl, optionally substituted C1-C6 heteroalkyl or C2-C6 heteroalkenyl or C2-C6 heteroalkynyl, optionally substituted C3-C8 cycloalkyl or C3-C8 cycloalkenyl or C6-C8 cycloalkynyl, optionally substituted C3-C8 heterocycloalkyl or C3-C8 heterocycloalkenyl or C6-C8 heterocycloalkynyl, optionally substituted aryl, optionally substituted heteroaryl, optionally substituted alkoxy, optionally substituted thioalkyl, optionally substituted alkylsulfinyl, optionally substituted alkylsulfonyl, and optionally substituted amino, thioamido, amidosulfonyl, alkoxycarbonyl, carboxamide, amino-carbonyl, and alkylamine-carbonyl; and

wherein R^5 is an organic radical comprising 4 to 14 carbon atoms selected from optionally substituted C3-C8 cycloalkyl or C3-C8 cycloalkenyl, optionally substituted C3-C6 heterocycloalkyl or C3-C6 heterocycloalkenyl, optionally substituted aryl, and optionally substituted heteroaryl.

88. The compound of claim 86 comprising a structure having a formula:

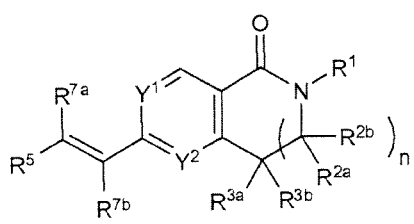


89. The compound of claim 86 comprising a structure having a formula:



wherein R^{7a} and R^{7b} together form an optionally substituted carbocyclic or heterocyclic ring having from two to five carbons or are independently selected from hydrogen, halogen, hydroxyl, cyano, nitro, thiol, amino, and an organic radical comprising 1 to 5 carbon atoms selected from optionally substituted C1-C6 alkyl or C2-C6 alkenyl or C2-C6 alkynyl, optionally substituted C1-C6 heteroalkyl or C2-C6 heteroalkenyl or C2-C6 heteroalkynyl, optionally substituted C3-C8 cycloalkyl or C3-C8 cycloalkenyl or C6-C8 cycloalkynyl, optionally substituted C3-C8 heterocycloalkyl or C3-C8 heterocycloalkenyl or C6-C8 heterocycloalkynyl, optionally substituted aryl, optionally substituted heteroaryl, optionally substituted alkoxy, optionally substituted thioalkyl, optionally substituted alkylsulfinyl, optionally substituted alkylsulfonyl, and optionally substituted amino, thioamido, amidosulfonyl, alkoxycarbonyl, carboxamide, amino-carbonyl, and alkylamine-carbonyl.

90. The compound of claim 86 comprising a structure having a formula:



wherein R^{7a} and R^{7b} are independently selected from hydrogen, halogen, hydroxyl, cyano, nitro, thiol, amino, and an organic radical comprising 1 to 5 carbon atoms selected from optionally substituted C1-C6 alkyl or C2-C6 alkenyl or C2-C6 alkynyl, optionally substituted C1-C6 heteroalkyl or C2-C6 heteroalkenyl or C2-C6 heteroalkynyl, optionally substituted C3-C8 cycloalkyl or C3-C8 cycloalkenyl or C6-C8 cycloalkynyl, optionally substituted C3-C8 heterocycloalkyl or C3-C8 heterocycloalkenyl or C6-C8 heterocycloalkynyl, optionally substituted aryl, optionally substituted heteroaryl, optionally substituted alkoxy, optionally substituted thioalkyl, optionally substituted alkylsulfinyl, optionally substituted alkylsulfonyl, and optionally substituted amino, thioamido, amidosulfonyl, alkoxycarbonyl, carboxamide, amino-carbonyl, and alkylamine-carbonyl.

1/21

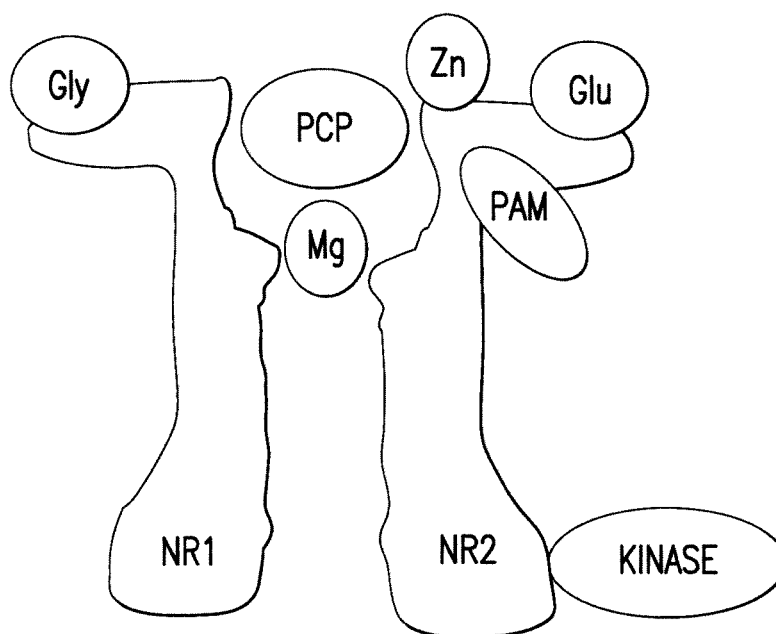


FIG. 1

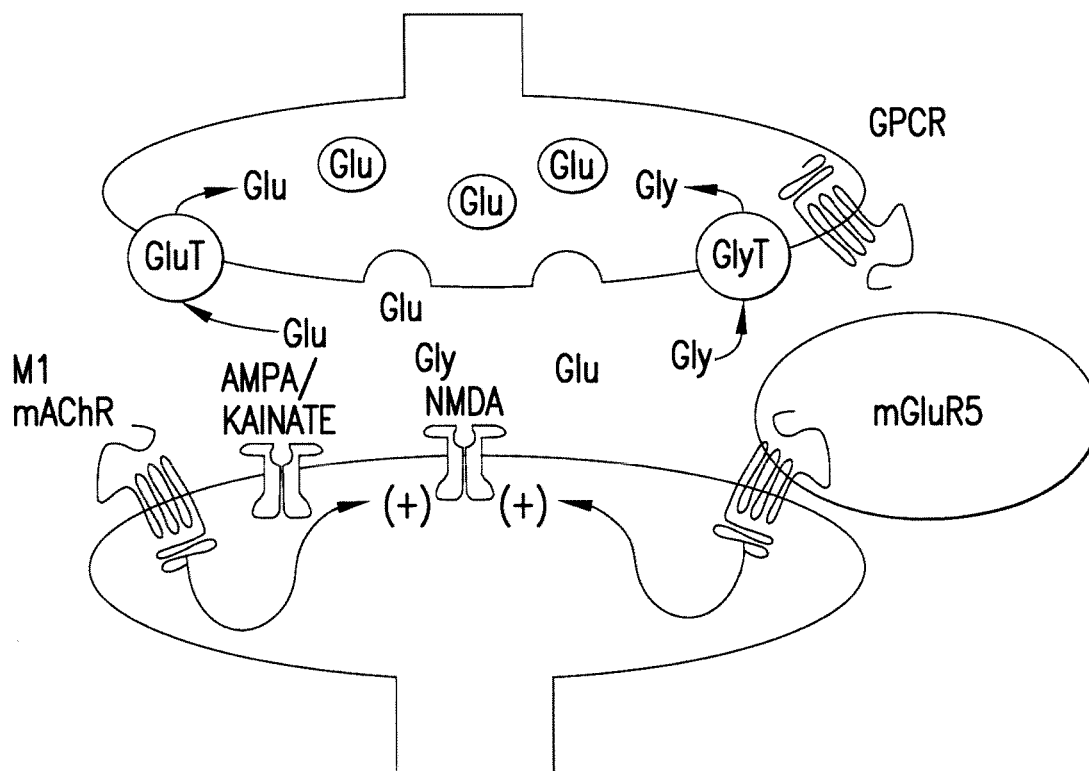


FIG. 2

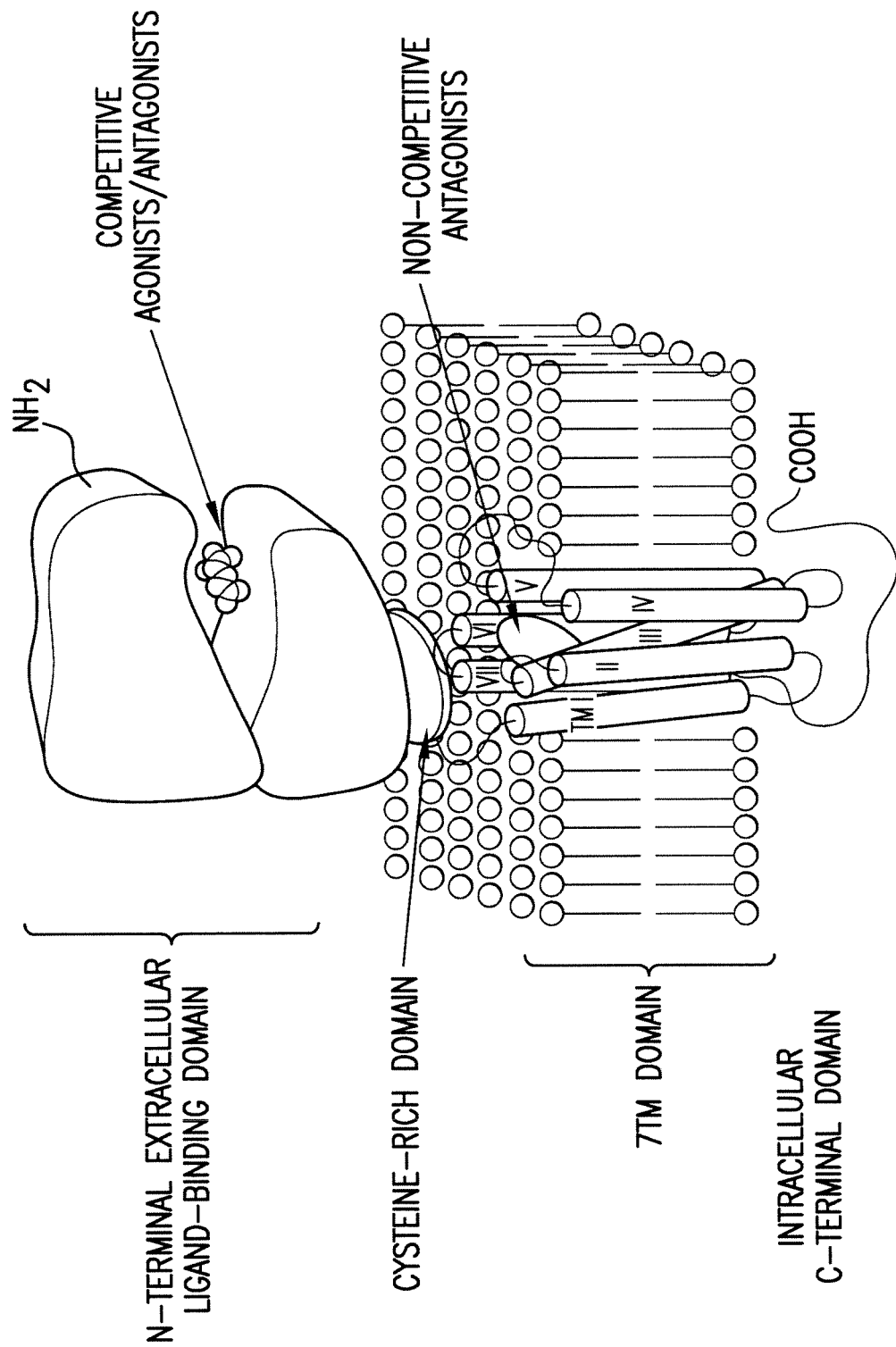
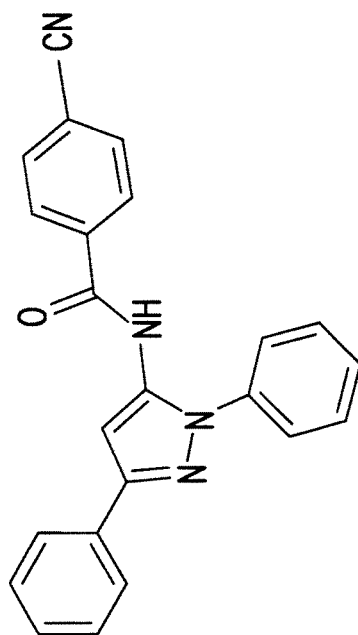


FIG.3



EC50 = 113 nM

85% Glu Max

Ki = 2.6 μ M

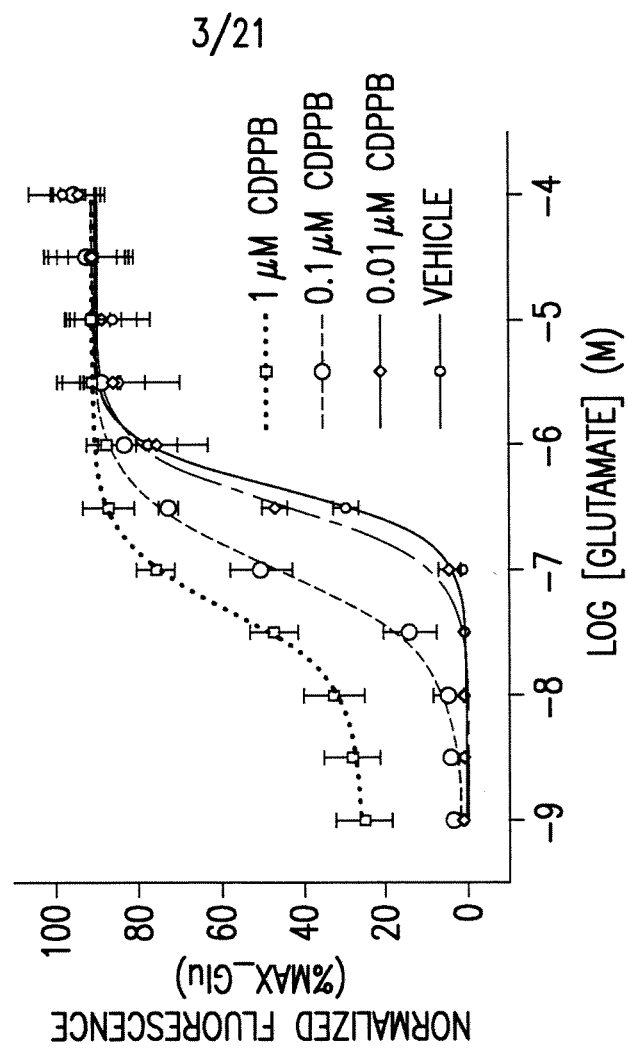


FIG.4

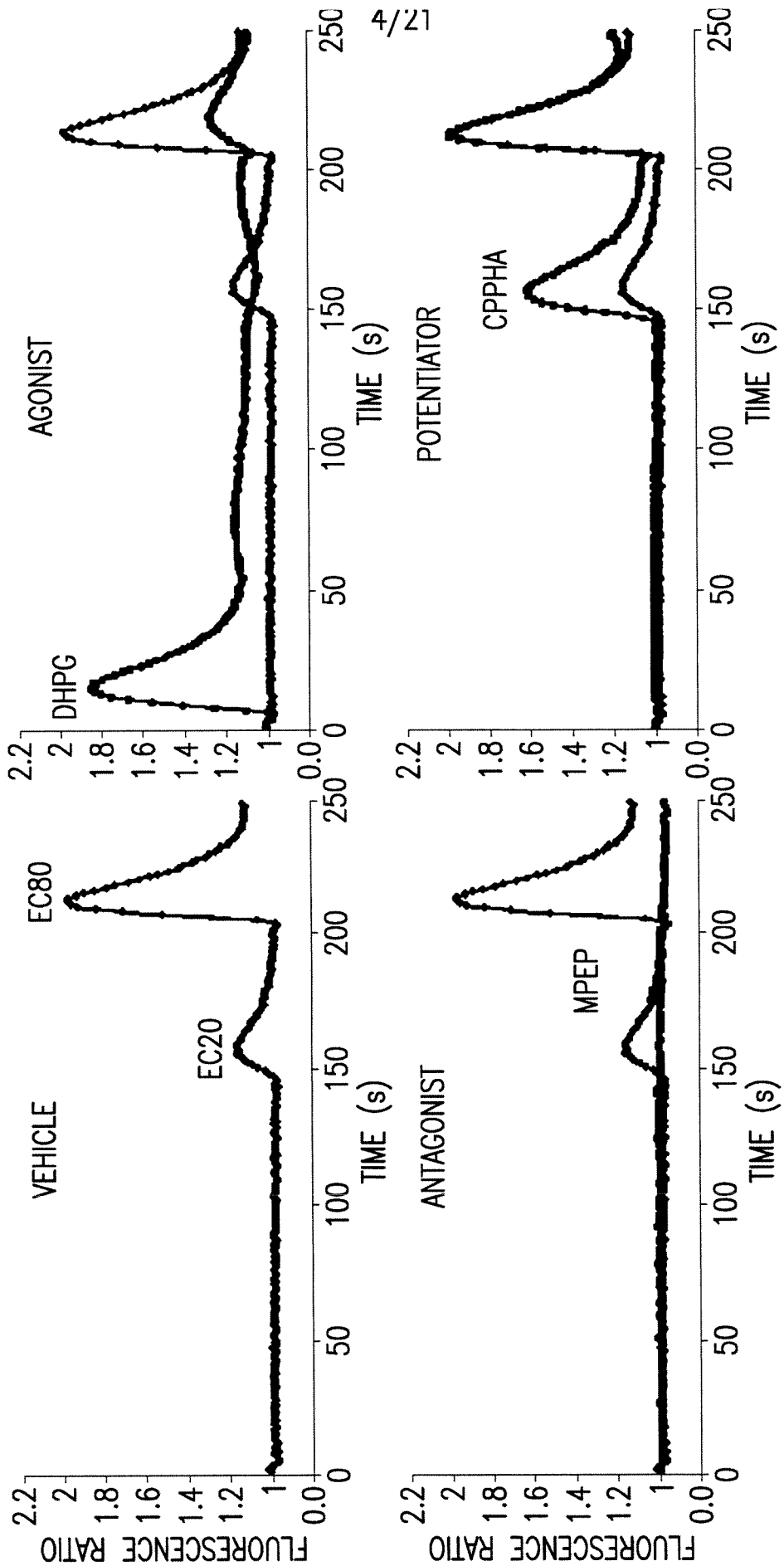


FIG.5

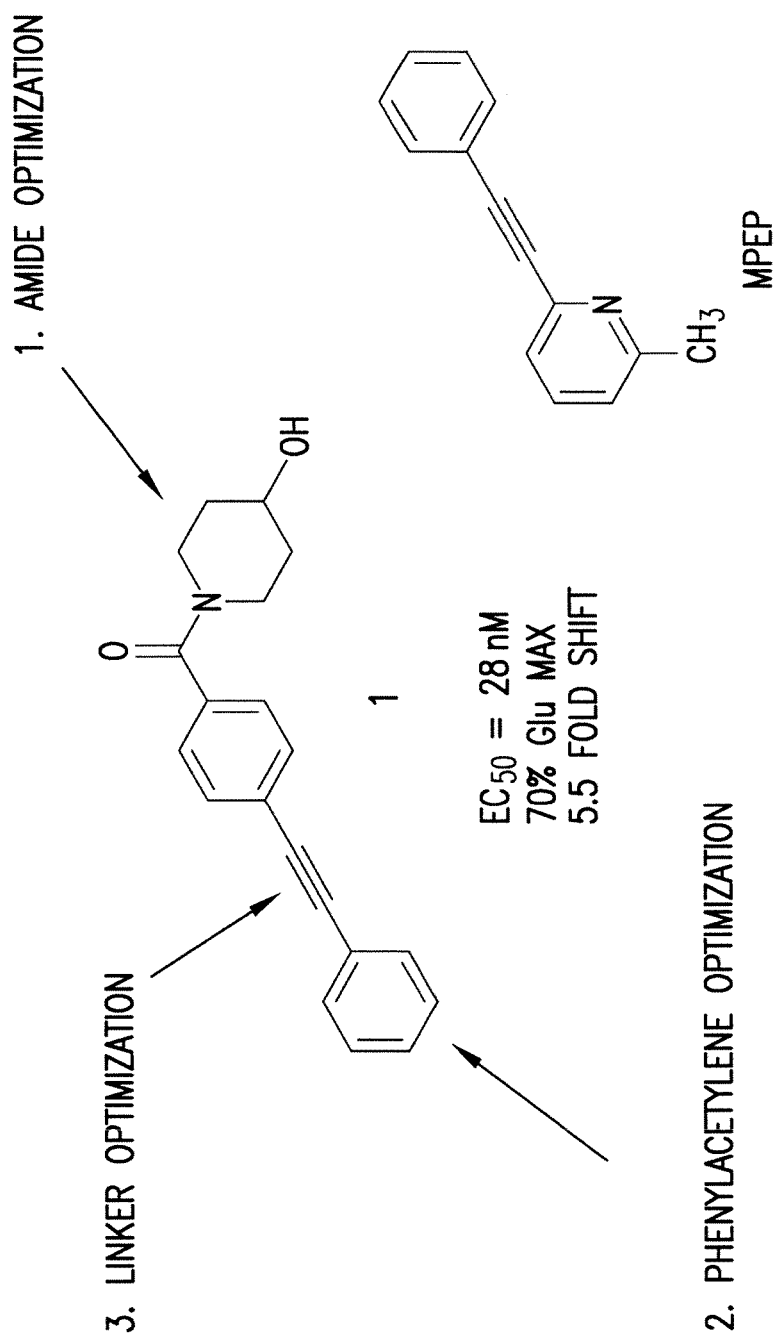


FIG. 6

COMPOUND	K _i (nM)
1	965±235
5s	1534±318
9a	1477±98
5o	55±4
19b	1120±173
20b	1440±148
20f	1579±206
20j	40±12
20l	388±52
20n	975±16

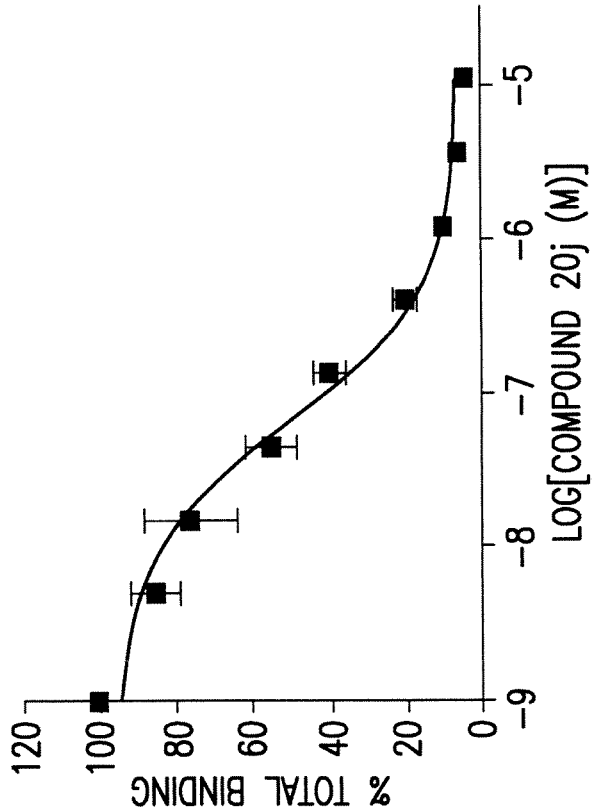
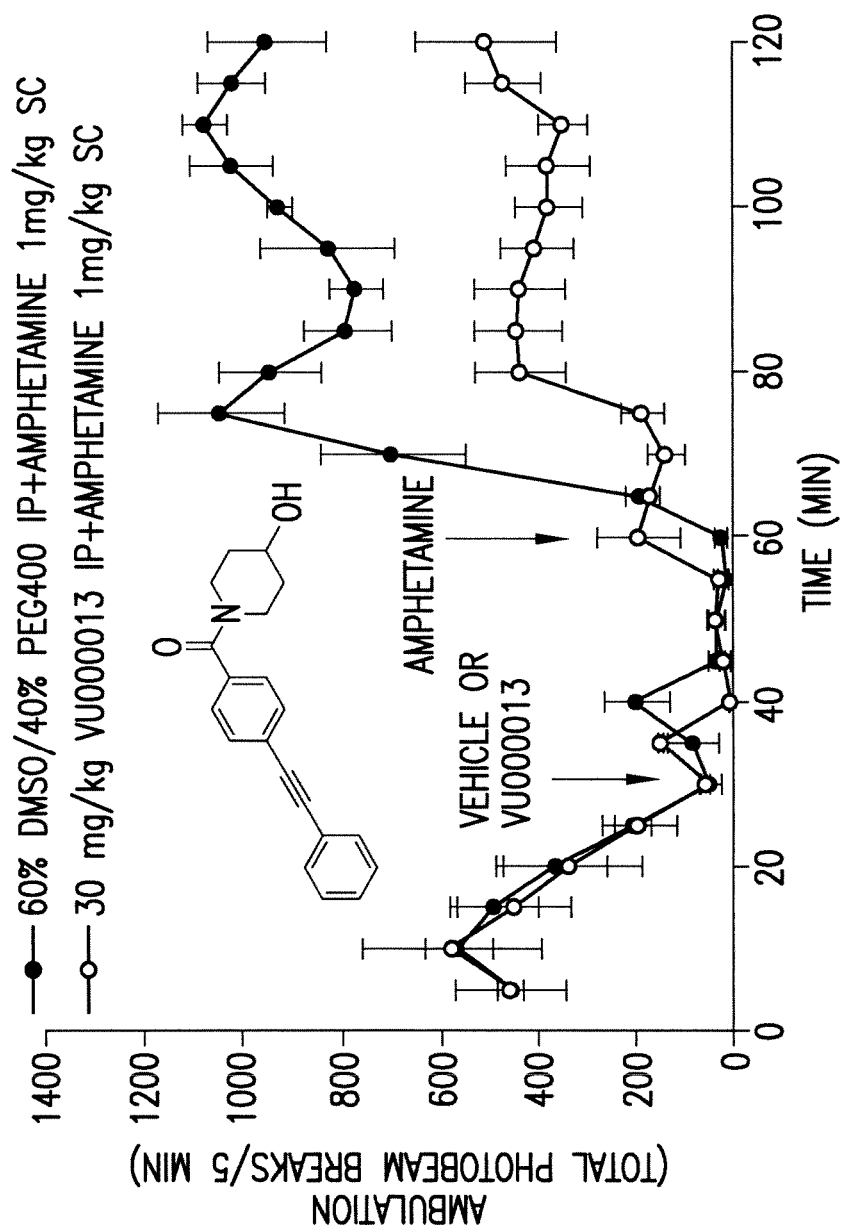


FIG.7

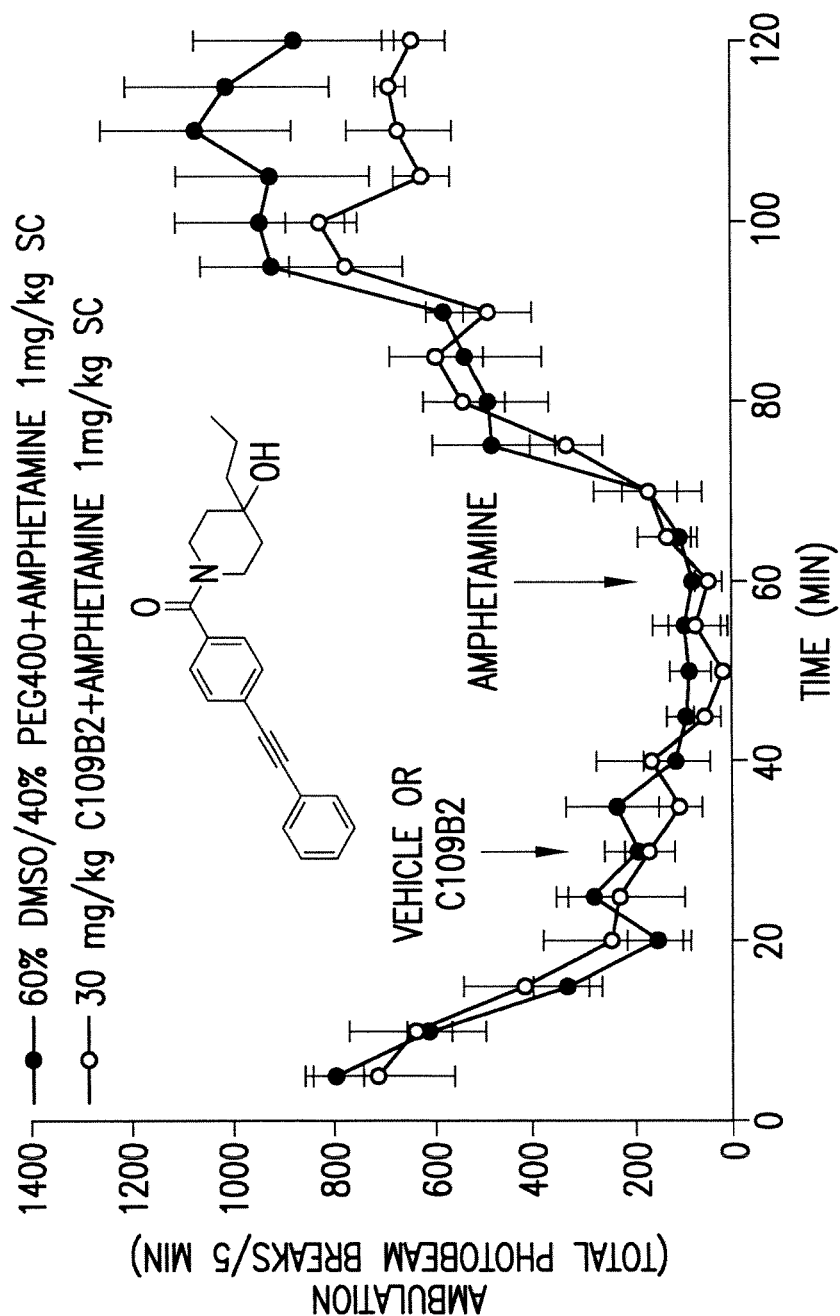
EFFECTS OF VU000013 ON AMPHETAMINE-INDUCED
HYPERLOCOMOTION



MALE SPRAGUE-DAWLEY RATS-200-225 GRAMS
N=4/TREATMENT GROUP
VU13 PRETREATMENT 30 MIN I.P.

FIG.8

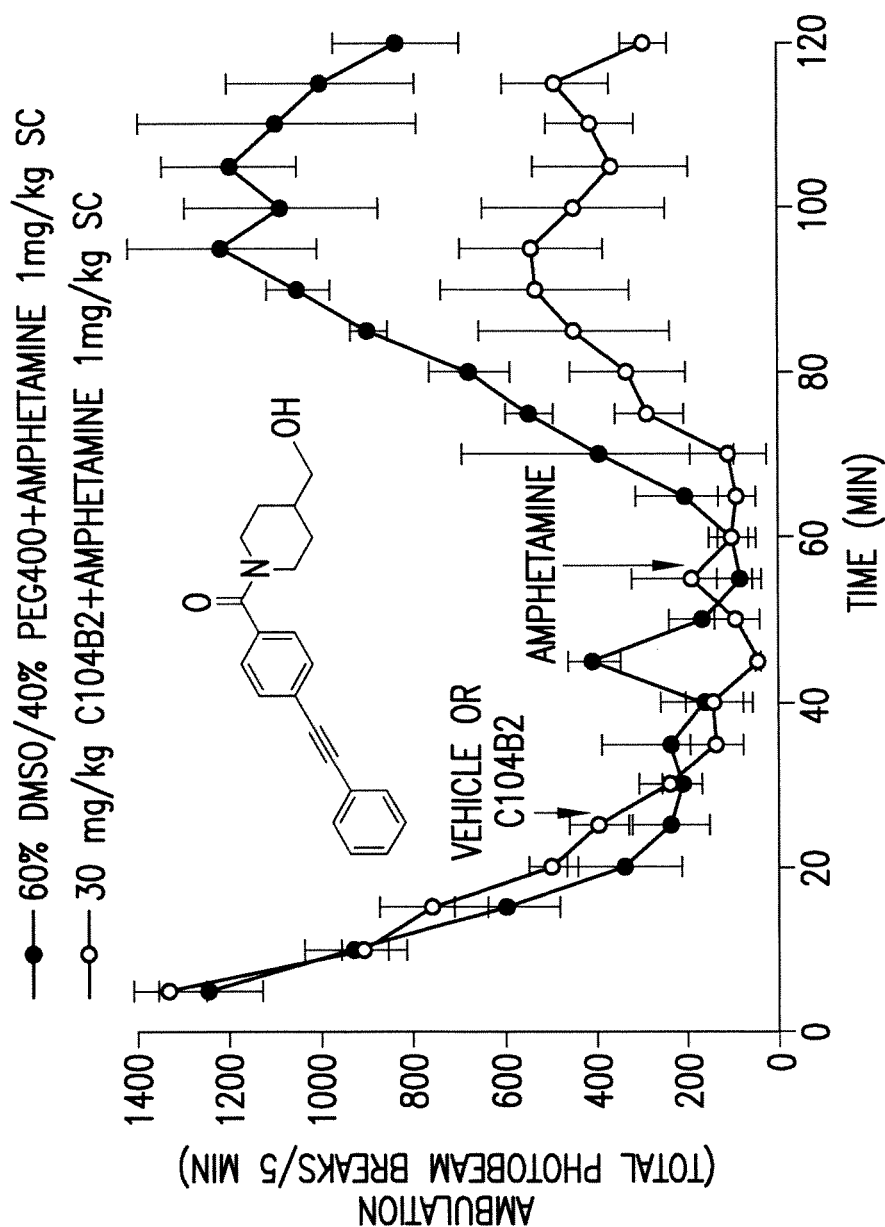
EFFECTS OF C109B2 ON AMPHETAMINE-INDUCED HYPERLOCOMOTION



MALE SPRAGUE-DAWLEY RATS-200-225 GRAMS
N=4/TREATMENT GROUP
C109B2 PRETREATMENT 30 MIN I.P.

FIG.9

EFFECTS OF C104B2 ON AMPHETAMINE-INDUCED
HYPERLOCOMOTION



MALE SPRAGUE-DAWLEY RATS-200-225 GRAMS
N=4/TREATMENT GROUP
C104B2 PRETREATMENT 30 MIN I.P.

FIG.10

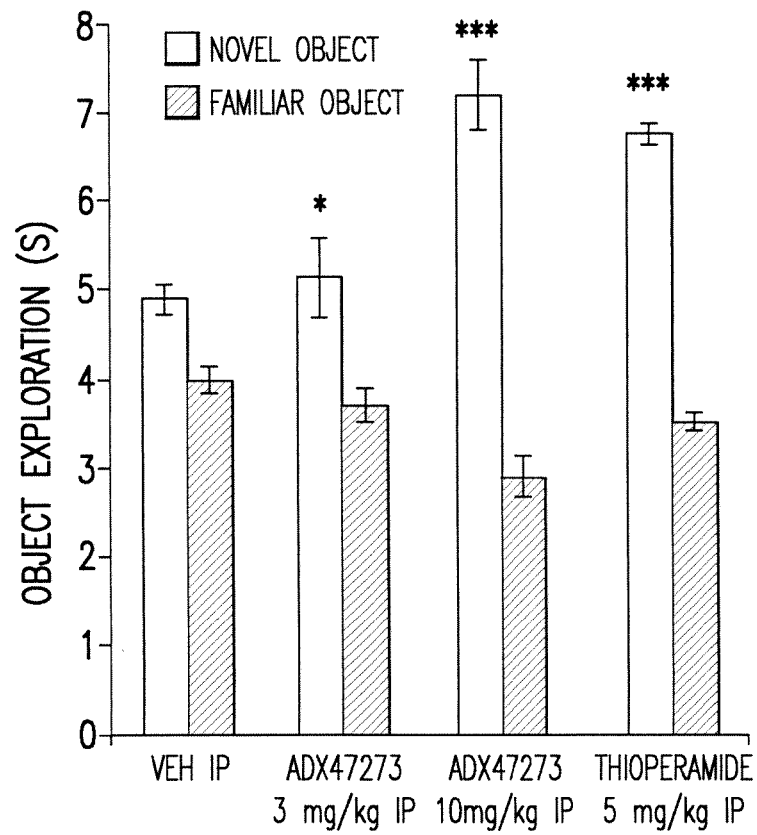


FIG.11

EFFECTS OF VU000067 ON AMPHETAMINE-INDUCED
HYPERLOCOMOTION

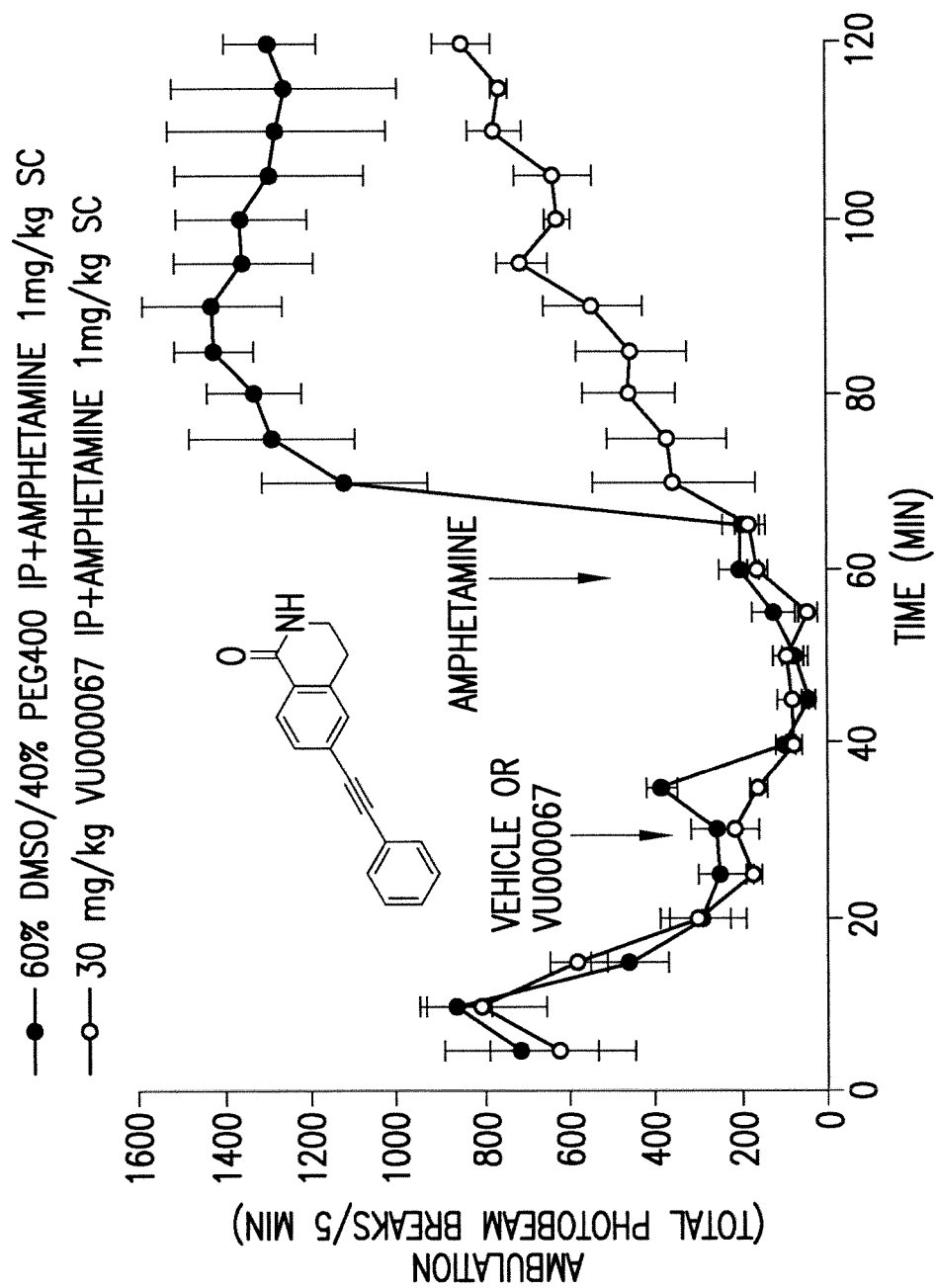


FIG.12

EFFECTS OF VU000098 ON AMPHETAMINE-INDUCED
HYPERLOCOMOTION

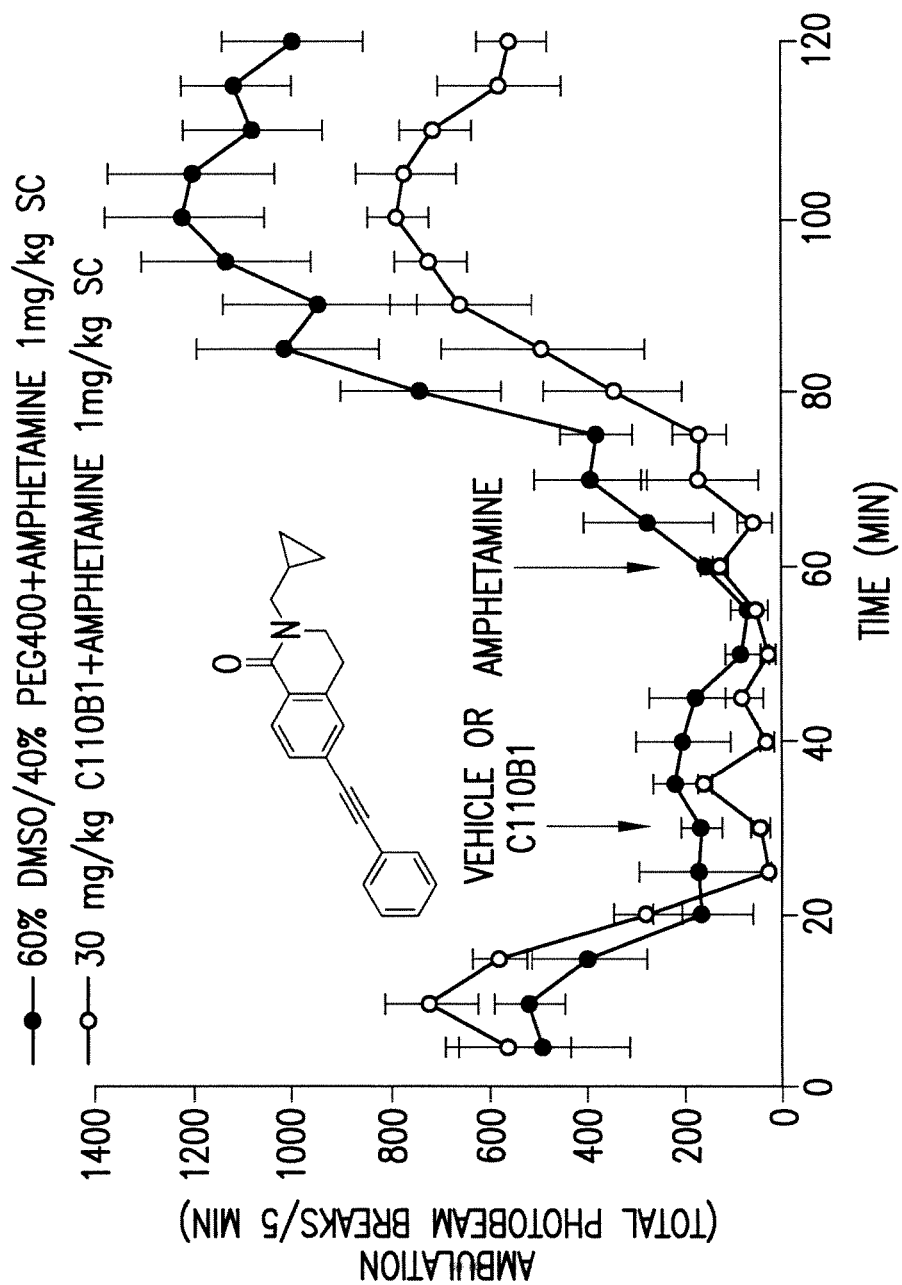


FIG.13

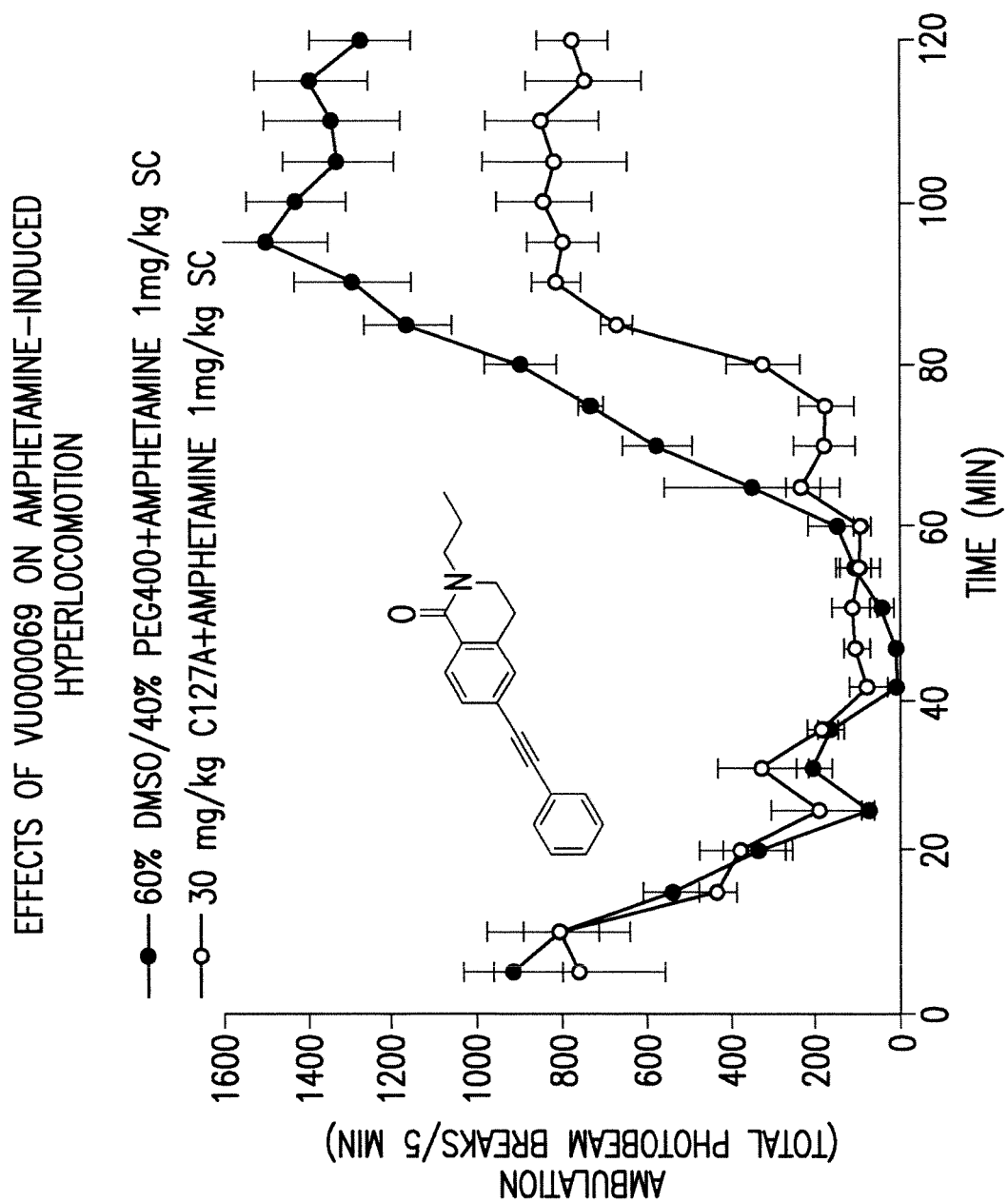


FIG.14

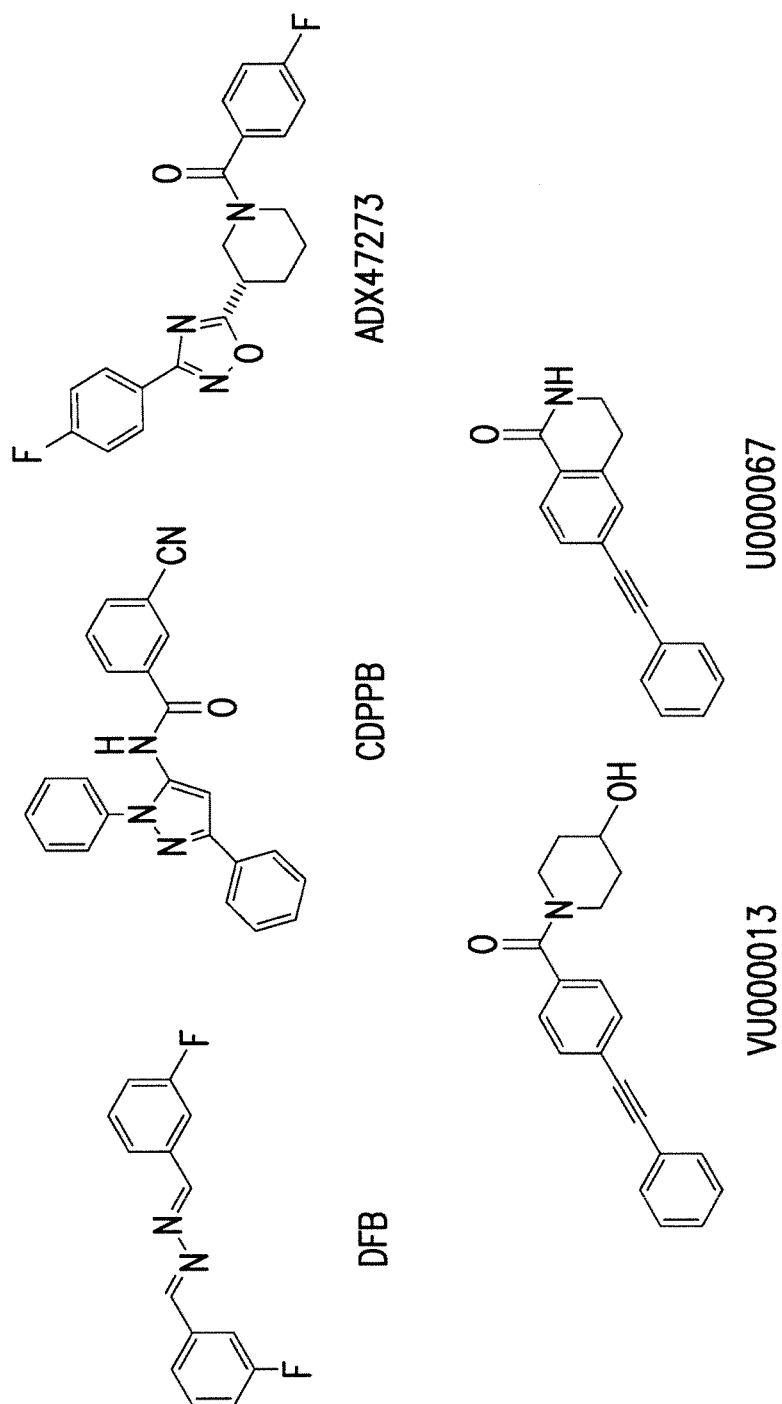
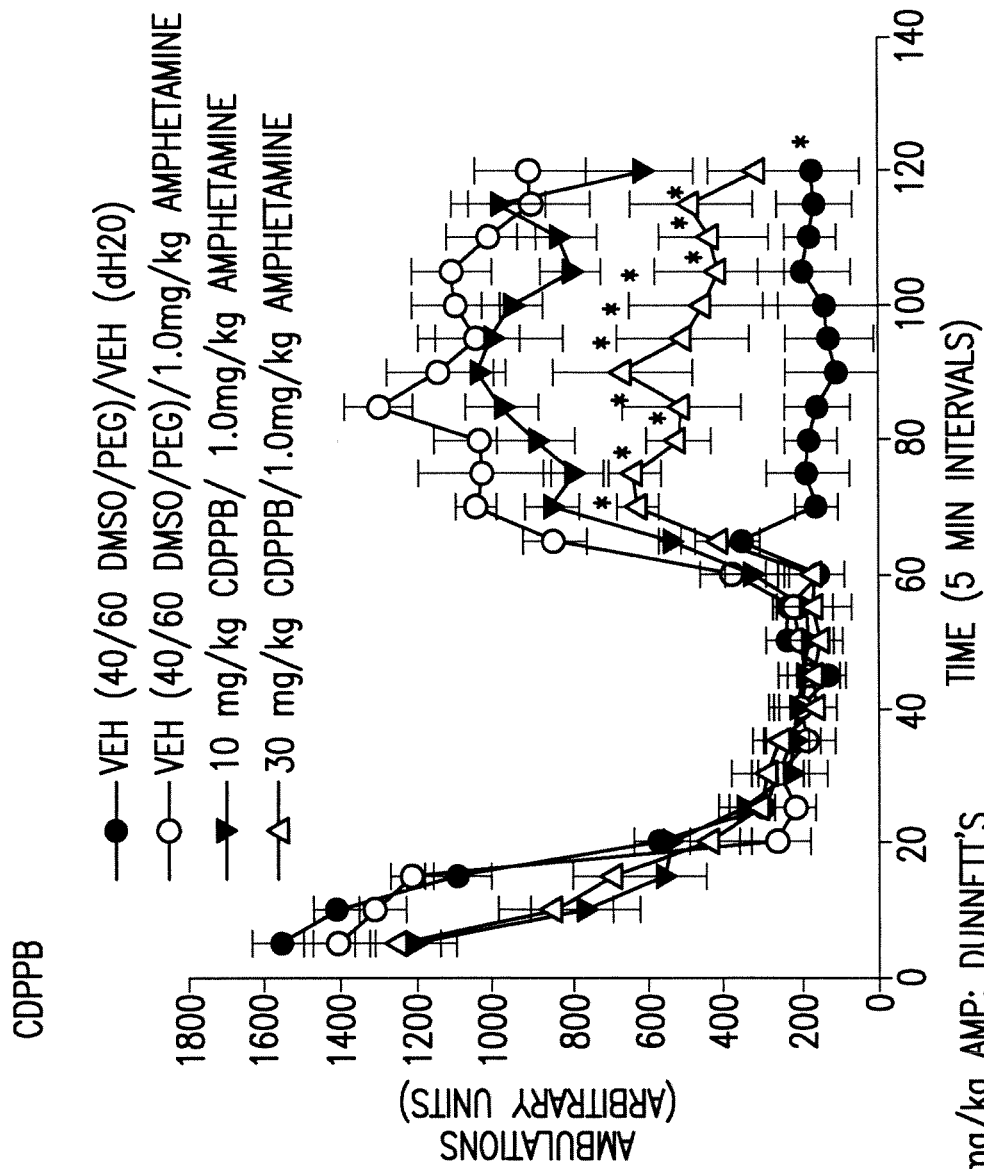


FIG.15



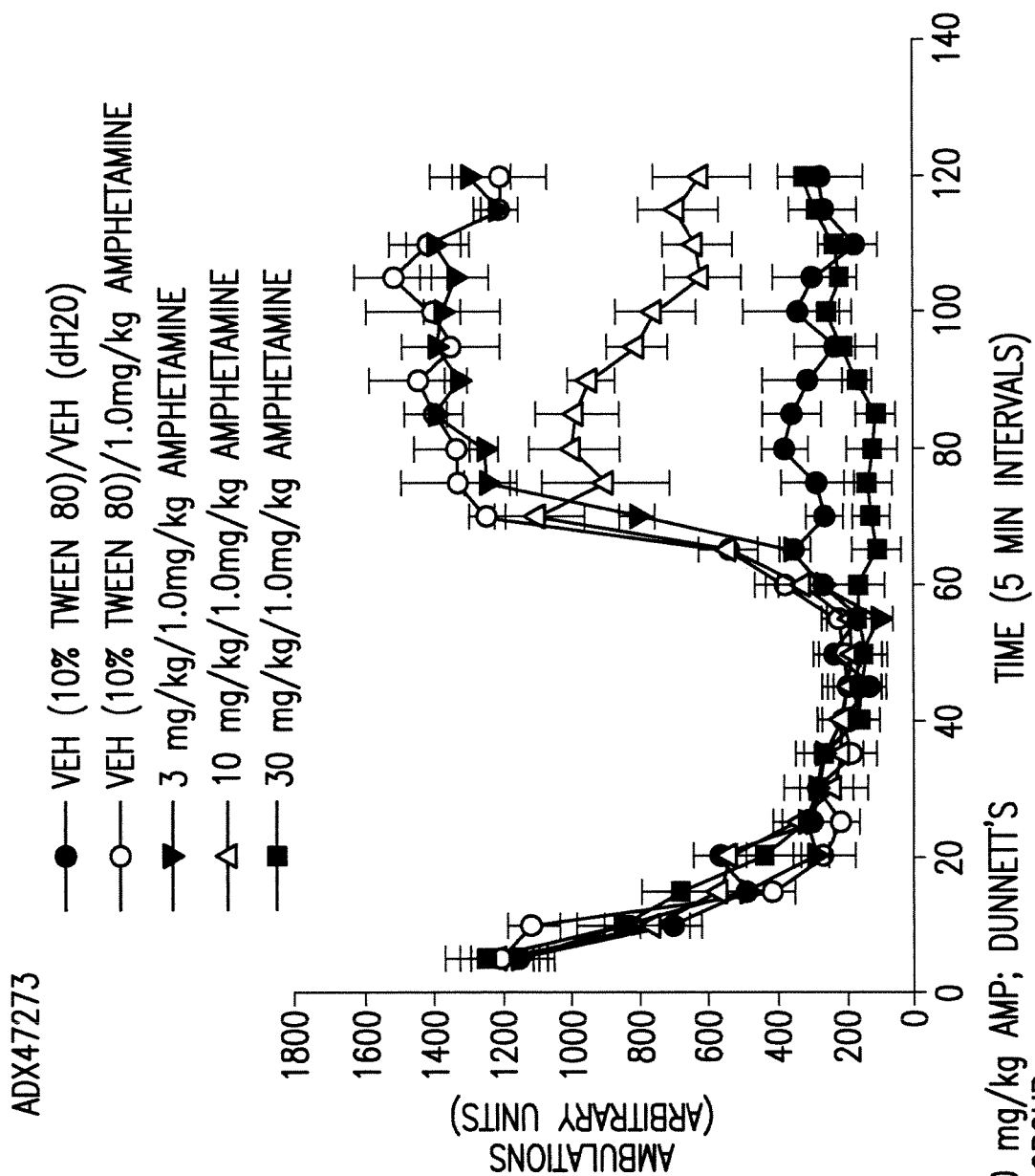
*, $p < 0.05$ vs. 1.0 mg/kg AMP; DUNNETT'S

N=8 PER DOSE GROUP

CDPPB OR TPD ADMINISTERED IP

AMPHETAMINE ADMINISTERED SC

FIG.16A



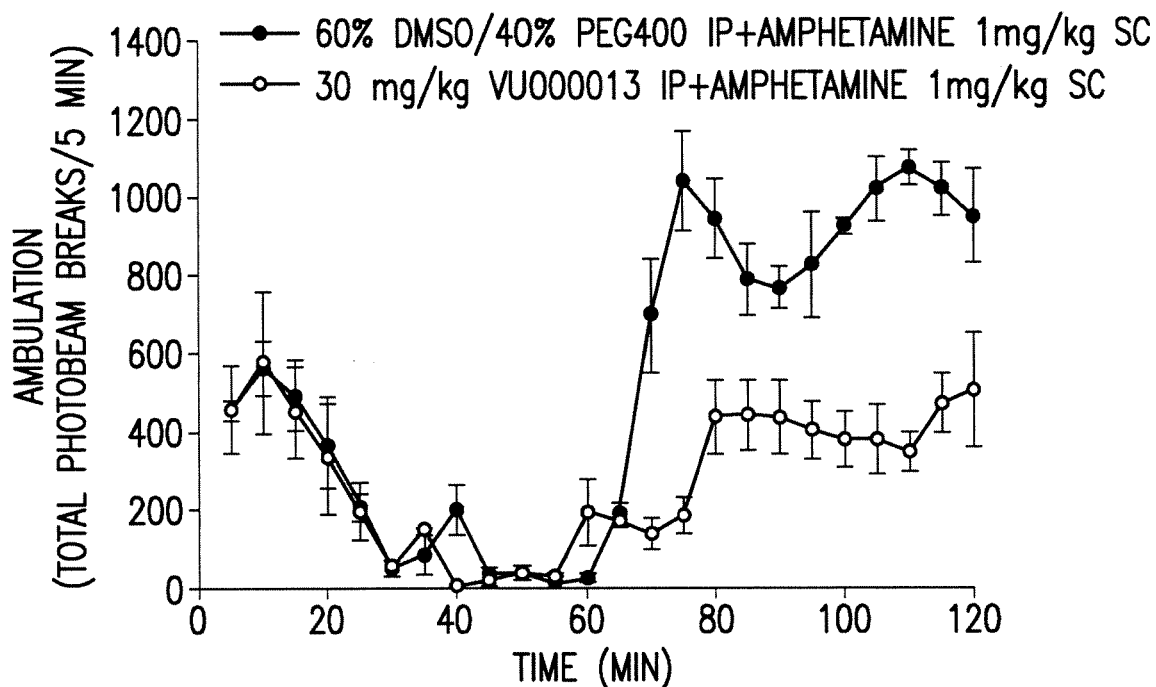
*, $p < 0.05$ vs. 1.0 mg/kg AMP; DUNNETT'S
N=8 PER DOSE GROUP

ADX47273 ADMINISTERED IP
AMPHETAMINE ADMINISTERED SC

FIG.16B

17/21

EFFECTS OF VU000013 ON AMPHETAMINE-INDUCED
HYPERLOCOMOTION



EFFECTS OF VU000067 ON AMPHETAMINE-INDUCED
HYPERLOCOMOTION

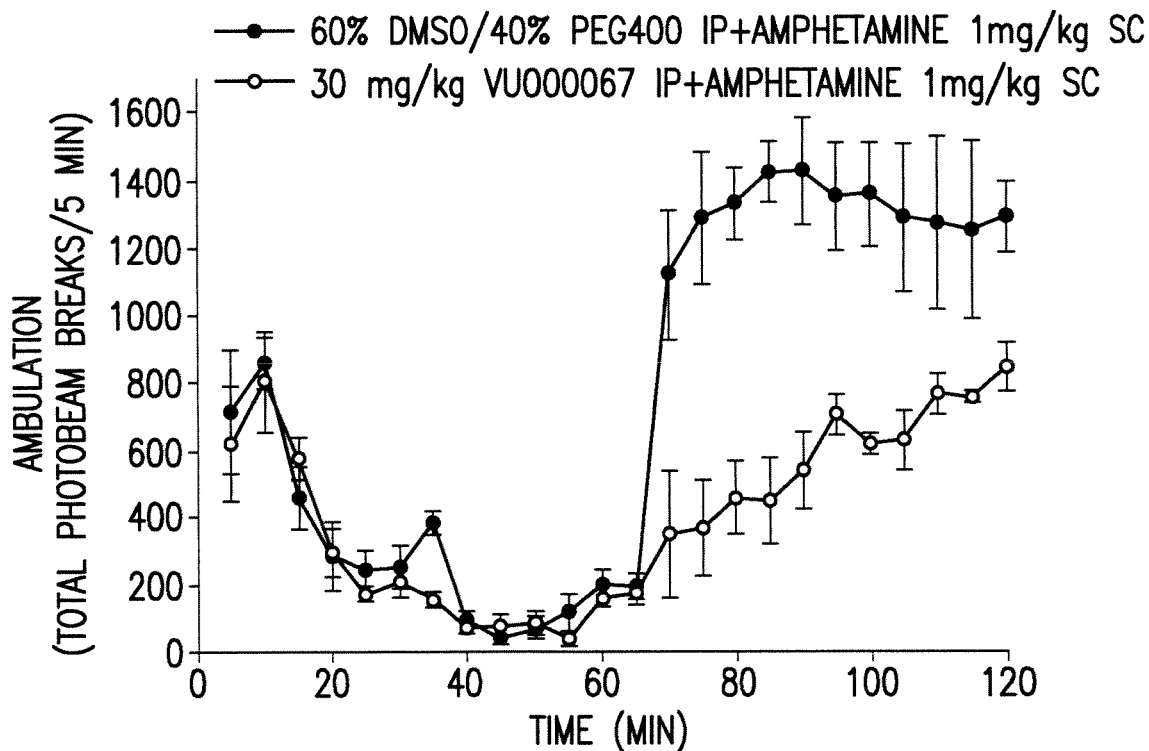


FIG.17

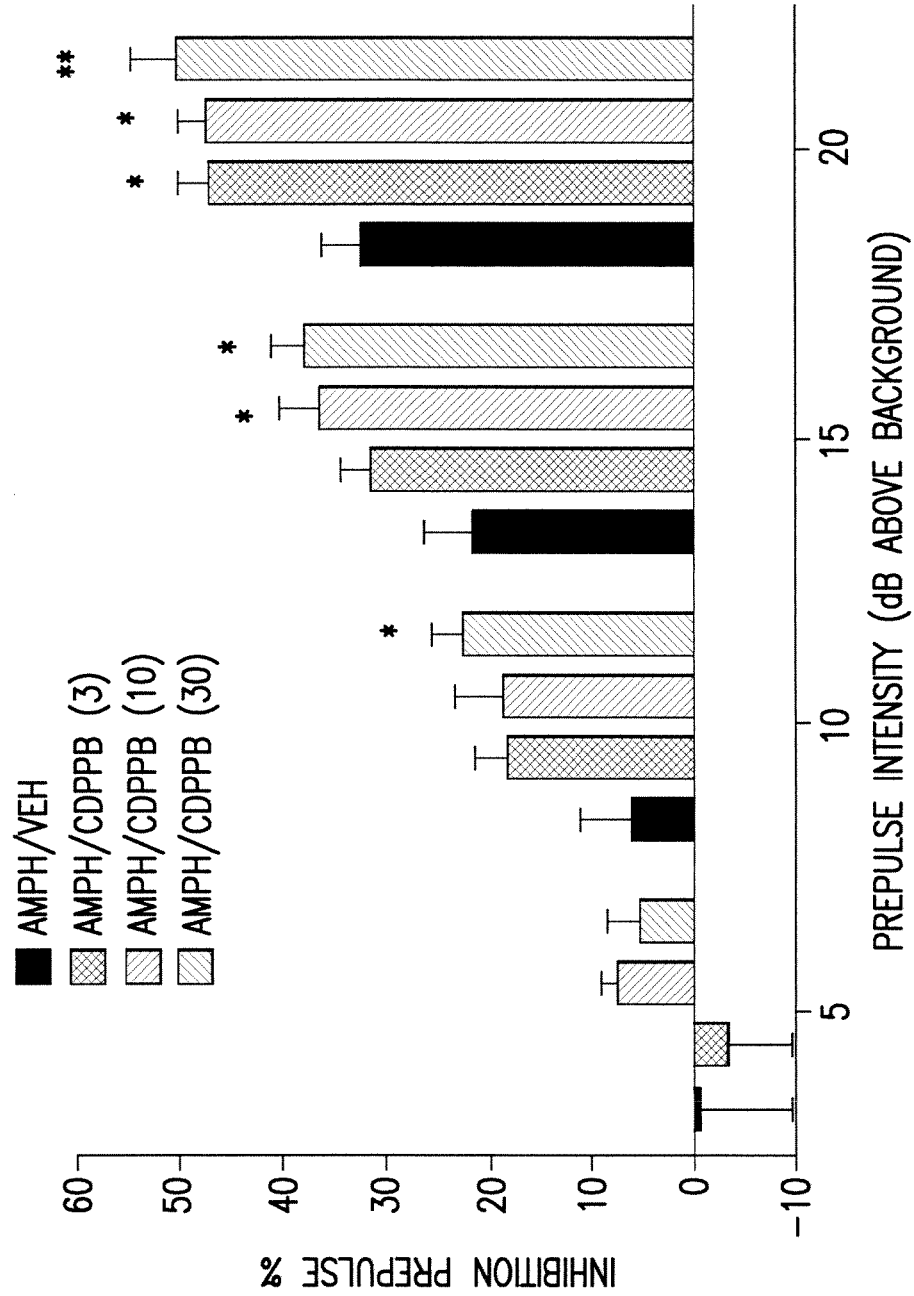
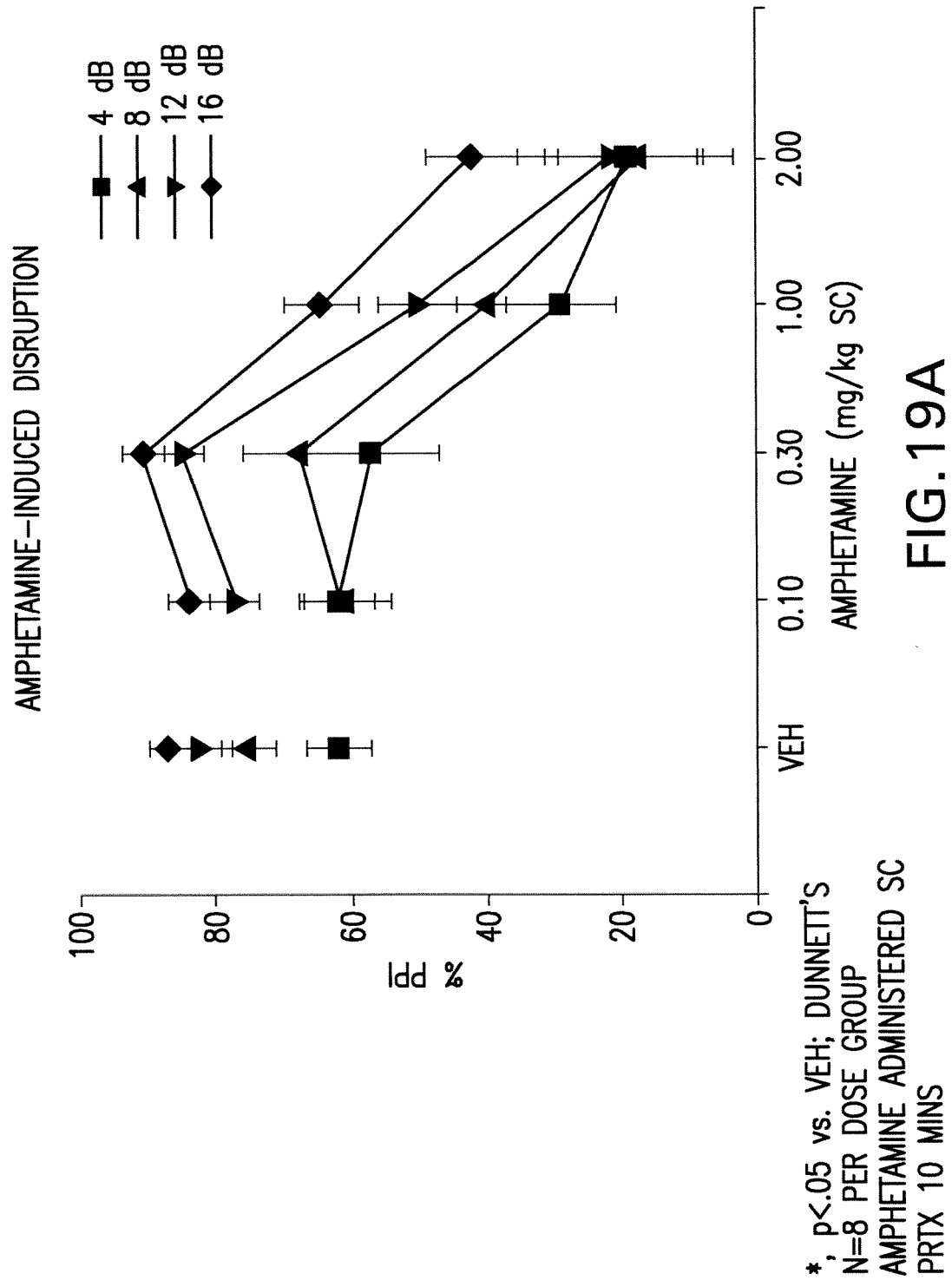
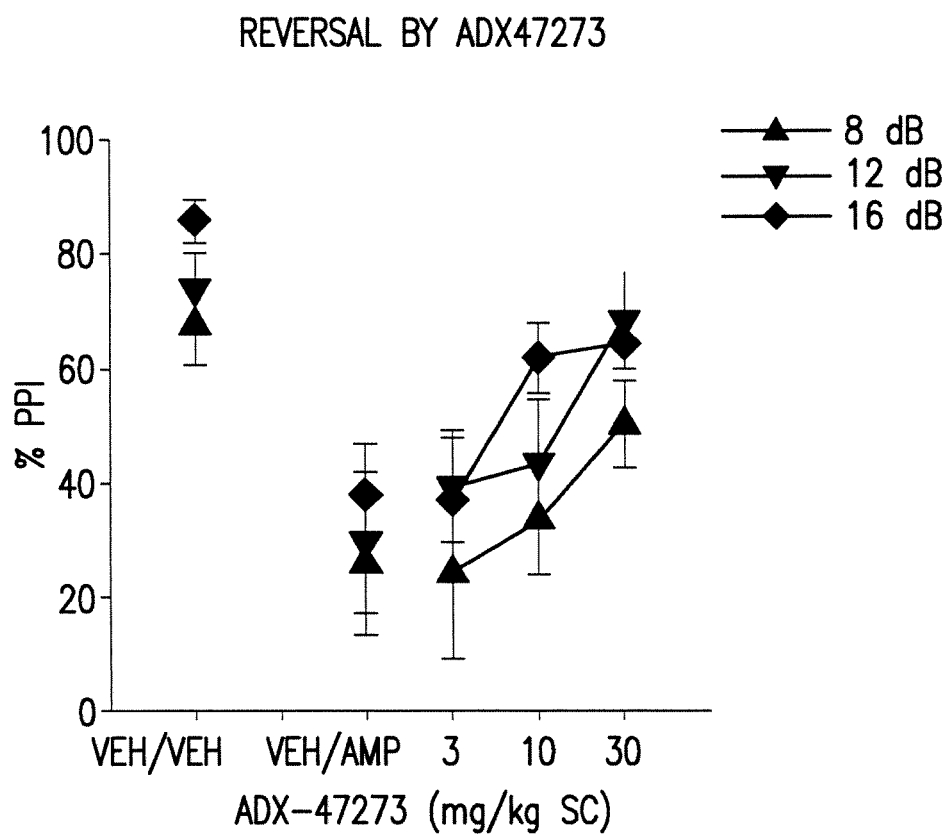


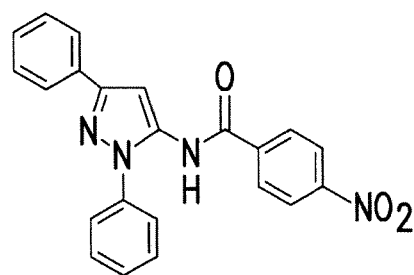
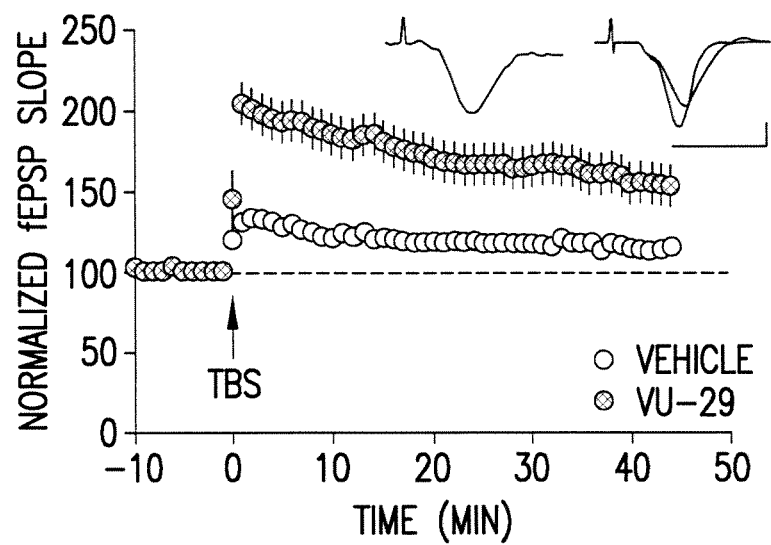
FIG.18





*, $p < .05$ vs. 2 mg/kg AMP; DUNNETT'S
N=8 PER DOSE GROUP
AMP ADMINISTERED SC
S-1555 ADMINISTERED IP
S-1555 20 MINS PRTX
AMP 10 MINS PRTX

FIG.19B



VU-29

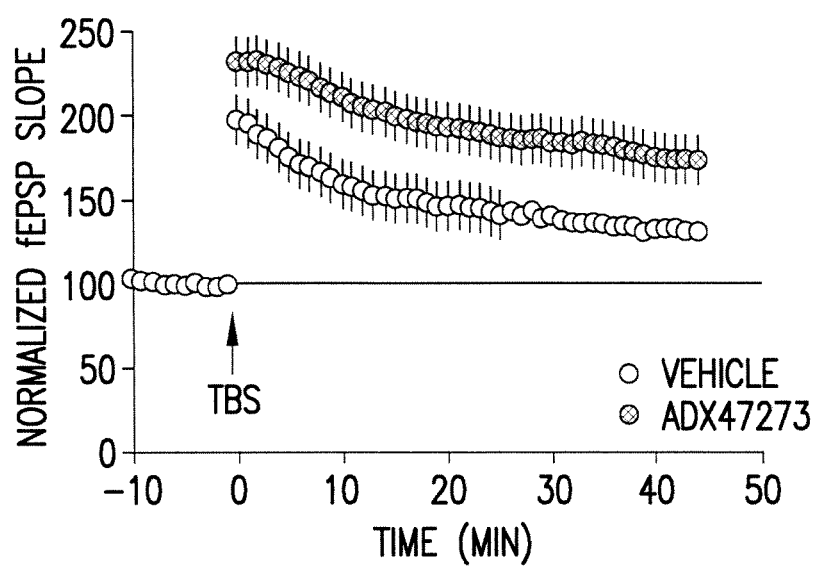


FIG.20