



US00D578285S

(12) **United States Design Patent**  
**Vasyli et al.**

(10) **Patent No.:** **US D578,285 S**

(45) **Date of Patent:** **\*\* Oct. 14, 2008**

- (54) **SHOE INSOLE**
- (75) Inventors: **Phillip J. Vasyli**, Nassau (BS); **Howard Dananberg**, Bedford, NH (US)
- (73) Assignee: **Rockbrook Holdings Limited**, Nassau (BS)
- (\*\*) Term: **14 Years**
- (21) Appl. No.: **29/280,233**
- (22) Filed: **May 22, 2007**
- (51) **LOC (8) Cl.** ..... **02-04**
- (52) **U.S. Cl.** ..... **D2/961; D2/946**
- (58) **Field of Classification Search** ..... D2/914, D2/915, 946, 947, 950, 951, 953, 954-960, D2/961, 962; 36/24.5, 25 R, 28, 29, 34 R, 36/35 R, 36 R, 43, 44, 88, 89, 91, 92, 93, 36/113, 114, 117.3-117.6, 124, 126, 128, 36/134, 135, 140, 145

See application file for complete search history.

(56) **References Cited**

**U.S. PATENT DOCUMENTS**

D255,060 S *	5/1980	Okazawa	.....	D2/961
D287,302 S	12/1986	Peterson	.....	
D287,902 S *	1/1987	Forsyth	.....	D2/961
D290,423 S	6/1987	Peterson	.....	
D295,690 S *	5/1988	Finn	.....	D2/961
D296,493 S *	7/1988	Diaz	.....	D2/961
D300,687 S	4/1989	Kelley	.....	
D302,764 S	8/1989	Peoples et al.	.....	
D350,432 S	9/1994	Saez	.....	
D366,140 S *	1/1996	Finn	.....	D2/961
D366,956 S *	2/1996	Gay	.....	D2/961
D396,948 S	8/1998	Moore et al.	.....	
D411,759 S *	7/1999	Byrd	.....	D2/961
6,076,283 A *	6/2000	Boie	.....	36/59 C
D456,983 S	5/2002	Stubbs et al.	.....	

D458,739 S *	6/2002	Merceron	.....	D2/954
D474,589 S	5/2003	Dykes	.....	
D474,881 S *	5/2003	Su	.....	D2/961
D487,185 S *	3/2004	Grisoni et al.	.....	D2/961
D497,470 S *	10/2004	Crewdson et al.	.....	D2/961
D509,951 S *	9/2005	Johnson	.....	D2/961
D515,293 S	2/2006	Maguire	.....	
D517,291 S *	3/2006	Vasyli	.....	D2/961
D518,945 S	4/2006	Vasyli	.....	
7,107,705 B2	9/2006	Dalton et al.	.....	
7,124,520 B2	10/2006	Galbraith et al.	.....	
D532,586 S *	11/2006	Birkenstock	.....	D2/961
D543,680 S *	6/2007	Dean et al.	.....	D2/961
D551,437 S *	9/2007	Hung	.....	D2/961
D552,838 S *	10/2007	Quinn	.....	D2/961
D555,341 S	11/2007	Vasyli et al.	.....	
2005/0262736 A1 *	12/2005	Peoples	.....	36/44

\* cited by examiner

*Primary Examiner*—Stella M. Reid  
*Assistant Examiner*—Elizabeth J Oswecki  
(74) *Attorney, Agent, or Firm*—GrayRobinson, PA

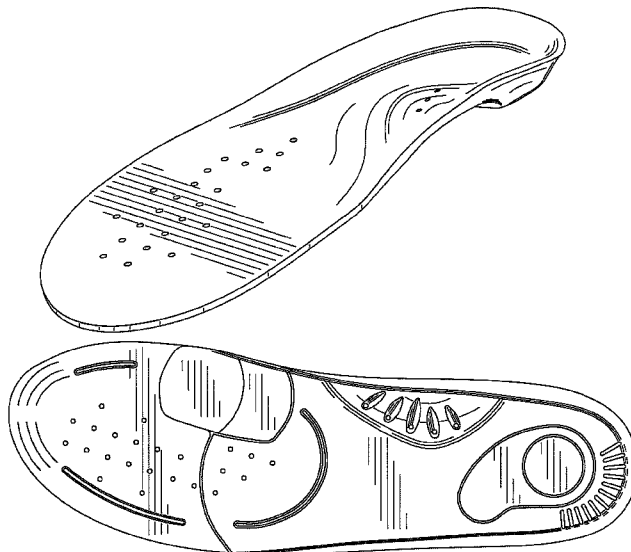
(57) **CLAIM**

The ornamental design for a shoe insole, as shown and described.

**DESCRIPTION**

FIG. 1 is a perspective view of a shoe insole showing our new design;  
FIG. 2 is a top plan view thereof;  
FIG. 3 is a bottom plan view thereof;  
FIG. 4 is a medial side view thereof;  
FIG. 5 is a lateral side view thereof;  
FIG. 6 is a front view thereof; and,  
FIG. 7 is a rear view thereof.

**1 Claim, 4 Drawing Sheets**



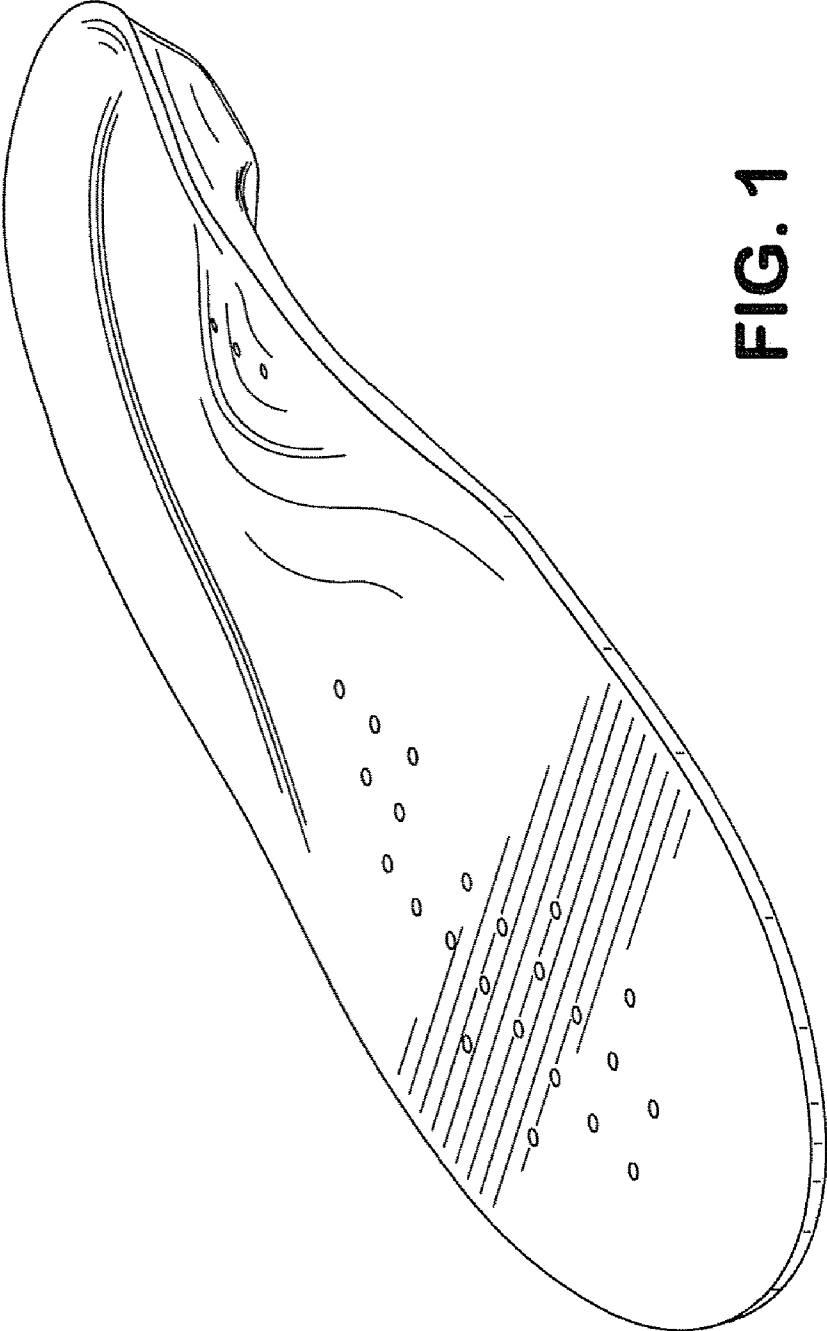


FIG. 1

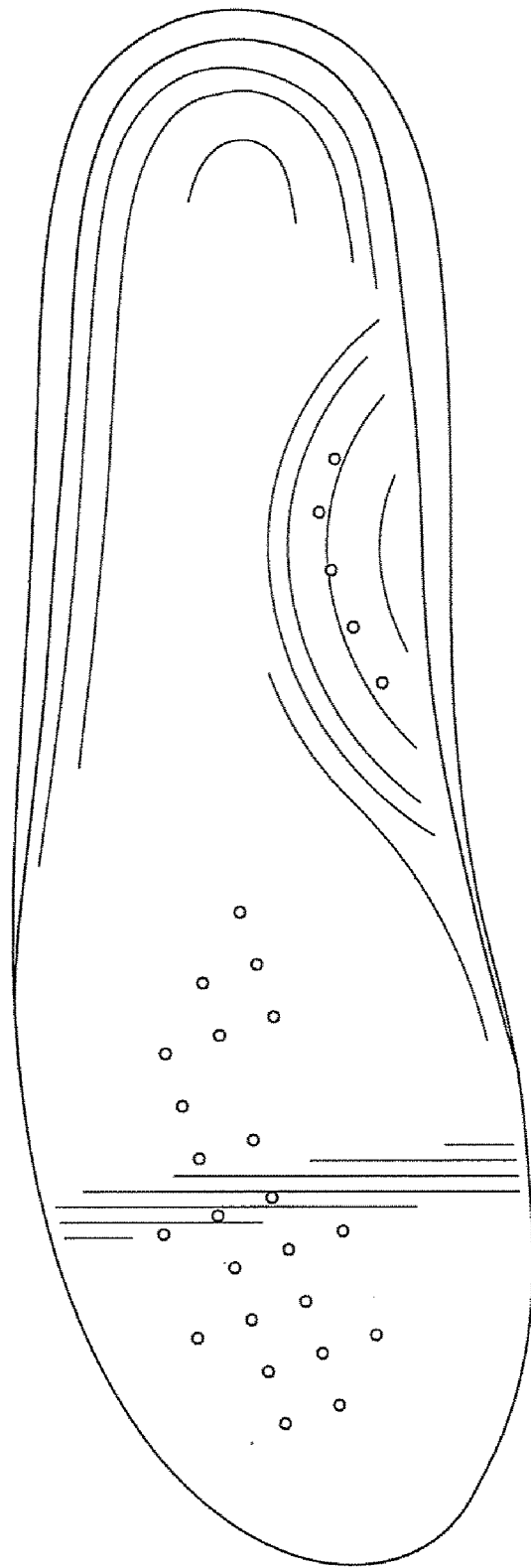


FIG. 2

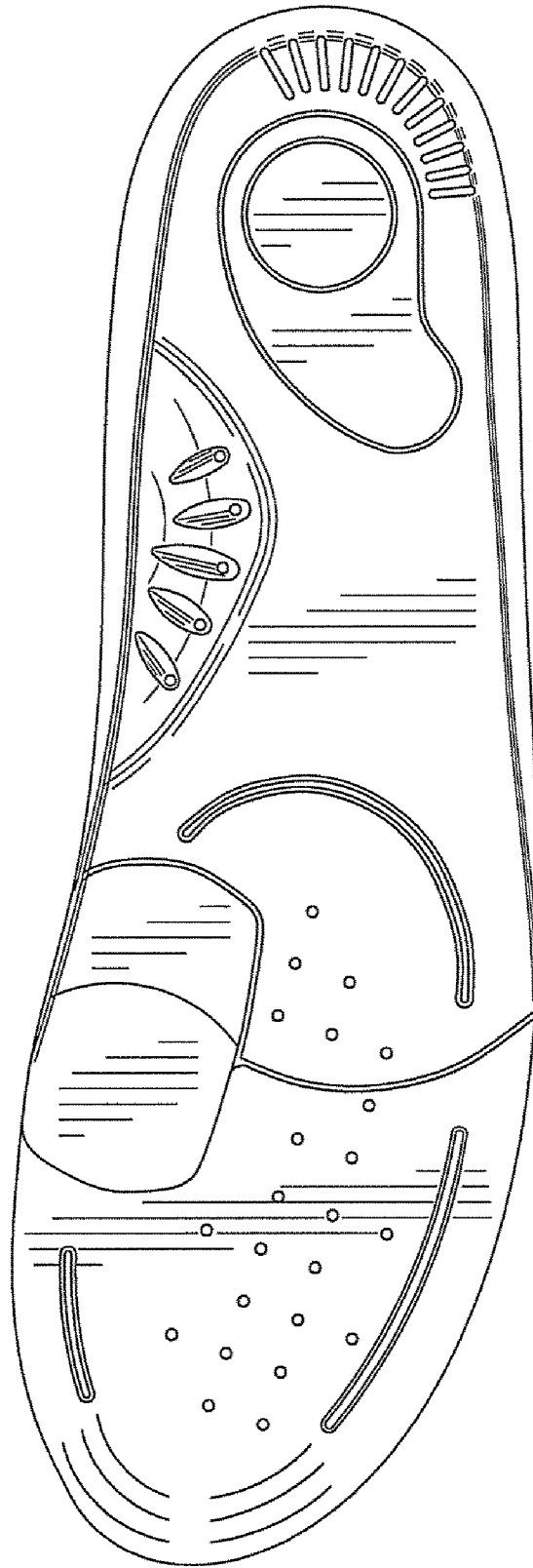


FIG. 3

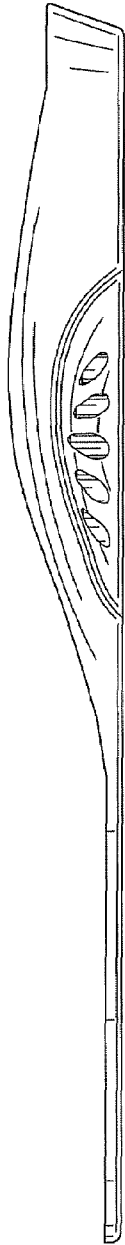


FIG. 4




FIG. 5



FIG. 6



FIG. 7