



US00D367673S

United States Patent [19] Compte

[11] **Patent Number:** Des. 367,673

[45] **Date of Patent:** *** Mar. 5, 1996

[54] **FOUNTAIN PEN**

[75] Inventor: **Philippe Compte**, Paris, France

[73] Assignee: **S. T. Dupont S.A.**, Paris, France

[*] Notice: The portion of the term of this patent subsequent to Sep. 13, 2008, has been disclaimed.

[**] Term: **14 Years**

[21] Appl. No.: **28,423**

[22] Filed: **Sep. 14, 1994**

[30] **Foreign Application Priority Data**

Mar. 17, 1994 [FR] France 94 1562054960489

[52] **U.S. Cl.** **D19/51**; D19/43; D19/56;
D19/57

[58] **Field of Search** D19/35, 36, 41-51,
D19/54-58, 81-85; 401/221, 222, 243,
244, 245, 246, 247

[56] **References Cited**

U.S. PATENT DOCUMENTS

D. 138,346 7/1944 Kahn D19/48

D. 143,051	11/1945	Waldinger	D19/49	X
D. 183,696	10/1958	Kahn	D19/48	
D. 198,196	6/1964	Hankins	D19/43	X
D. 247,501	3/1978	Malamoud	D19/49	
D. 252,333	7/1979	Funahashi	D19/48	X
D. 274,338	6/1984	Malamoud	D19/51	
D. 274,628	7/1984	Malamoud	D19/51	
D. 282,753	2/1986	LeBlanc	D19/49	
D. 312,837	12/1990	Oka	D19/57	X
D. 323,529	1/1992	Rousseau	D19/43	X

Primary Examiner—Martie Thompson

[57] **CLAIM**

The ornamental design for a fountain pen, as shown.

DESCRIPTION

FIG. 1 is a right side elevational view of a fountain pen showing my new design;

FIG. 2 is a left side elevational view thereof;

FIG. 3 is a rear view thereof;

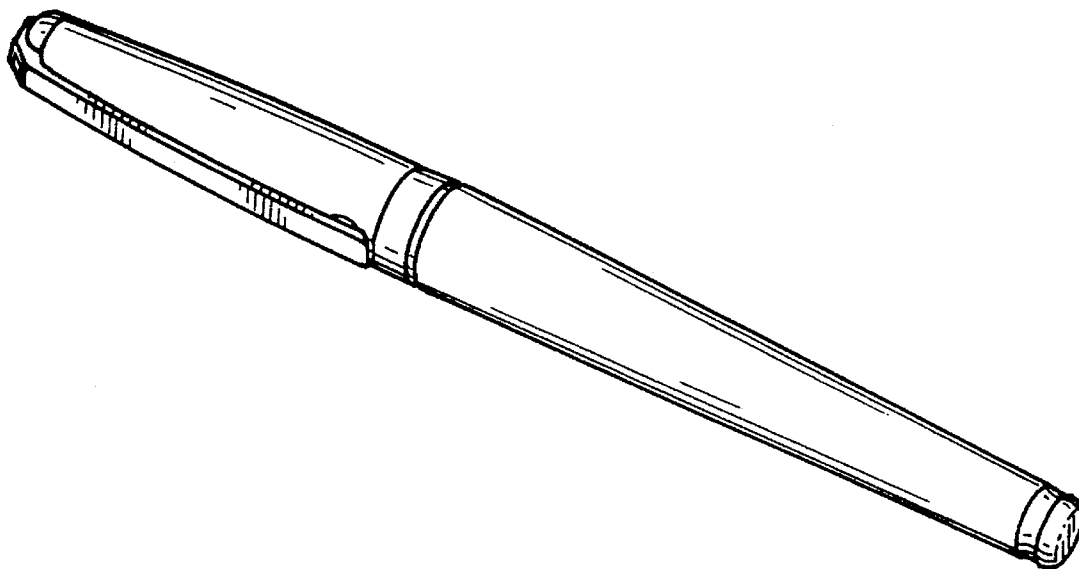
FIG. 4 is a front view thereof;

FIG. 5 is a perspective view thereof;

FIG. 6 is a bottom view thereof; and,

FIG. 7 is a top view thereof.

1 Claim, 1 Drawing Sheet



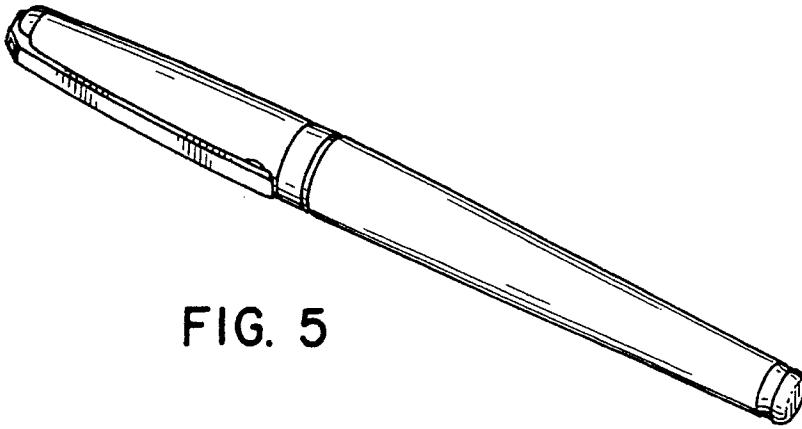


FIG. 5




FIG. 4



FIG. 3




FIG. 1



FIG. 7




FIG. 2



FIG. 6