



US00D725062S

(12) **United States Design Patent**
Cho et al.

(10) **Patent No.:** **US D725,062 S**

(45) **Date of Patent:** **** Mar. 24, 2015**

(54) **TV RECEIVER**

(71) Applicant: **Samsung Electronics Co., Ltd.**,
Suwon-si (KR)

(72) Inventors: **Chulyong Cho**, Seoul (KR); **Jaewook Yoo**, Seoul (KR)

(73) Assignee: **Samsung Electronics Co., Ltd.**,
Suwon-si (KR)

(**) Term: **14 Years**

(21) Appl. No.: **29/494,708**

(22) Filed: **Jun. 24, 2014**

(30) **Foreign Application Priority Data**

Jan. 2, 2014 (KR) 30-2014-0000237

(51) **LOC (10) Cl.** **14-03**

(52) **U.S. Cl.**
USPC **D14/126**

(58) **Field of Classification Search**

CPC ... G06F 1/1601; G06F 1/1643; H05K 5/0004;
H05K 5/0017; H05K 5/02; H05K 5/0217
USPC D14/125-134, 239, 371, 136, 374-377,
D14/440, 450, 448, 336, 342, 159; 312/7.2;
348/836, 838, 180, 184, 325, 739;
248/917-924, 465; 345/104, 133, 156,
345/168, 87, 173; D21/329, 515, 577, 622,
D21/333, 433, 448, 452, 450, 331, 505;
D10/15, 26; 446/484, 175, 356;
D6/477, 479, 300

See application file for complete search history.

(56) **References Cited**

U.S. PATENT DOCUMENTS

D554,599	S	*	11/2007	Otsuka et al.	D14/126
D620,901	S	*	8/2010	Won et al.	D14/126
D666,165	S	*	8/2012	Kim et al.	D14/126
D680,508	S	*	4/2013	Kim et al.	D14/126
D682,799	S	*	5/2013	Hwang Bo et al.	D14/126
D689,033	S	*	9/2013	Hwangbo et al.	D14/126
D709,468	S	*	7/2014	Seo et al.	D14/126

* cited by examiner

Primary Examiner — Raphael Barkai

(74) *Attorney, Agent, or Firm* — NSIP Law

(57) **CLAIM**

We claim the ornamental design for a TV receiver, as shown and described.

DESCRIPTION

FIG. 1 is a front perspective view of a TV receiver showing our new design;

FIG. 2 is a front view thereof;

FIG. 3 is a rear view thereof;

FIG. 4 is a left-side view thereof;

FIG. 5 is a right-side view thereof;

FIG. 6 is a top view thereof; and

FIG. 7 is a bottom view thereof.

The broken lines in the figures show portions of the TV receiver which form no part of the claimed design.

1 Claim, 7 Drawing Sheets

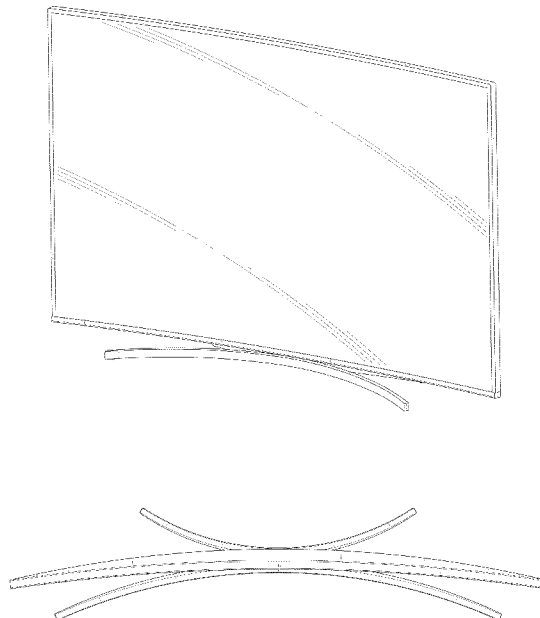


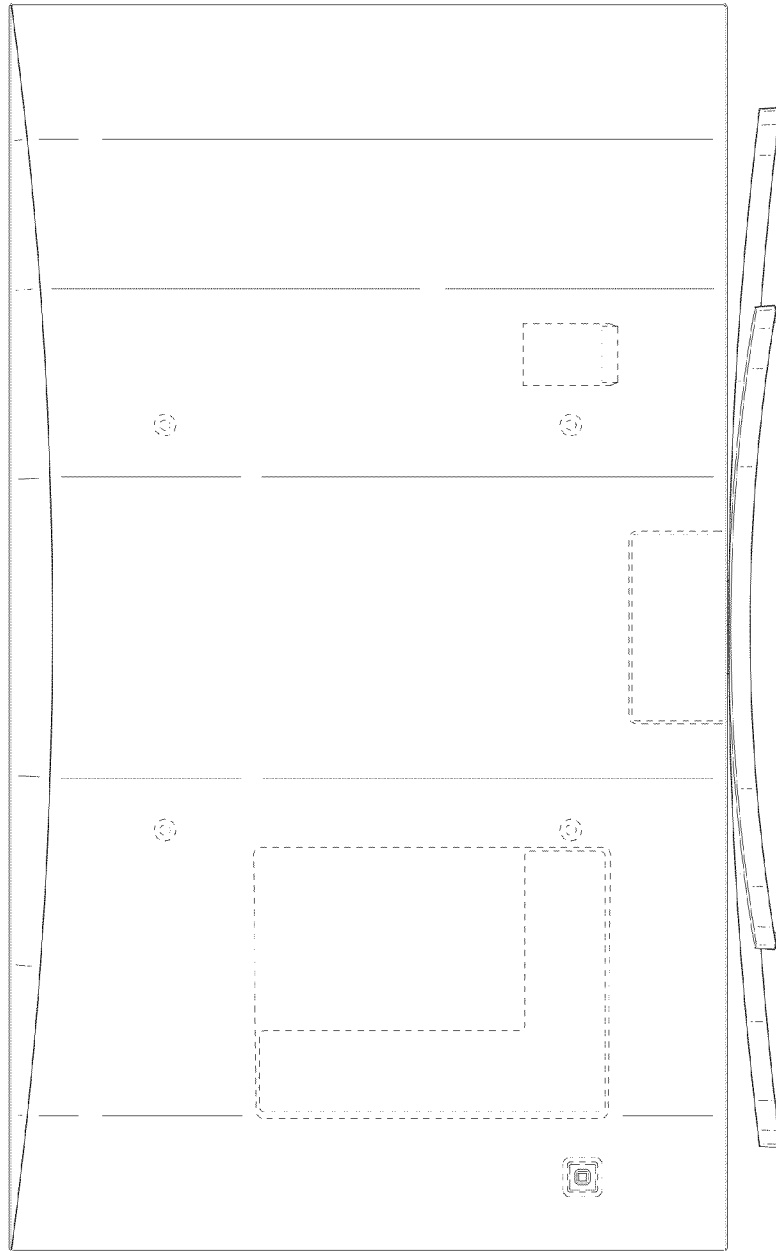
FIG. 1



FIG. 2



FIG. 3






FIG. 5

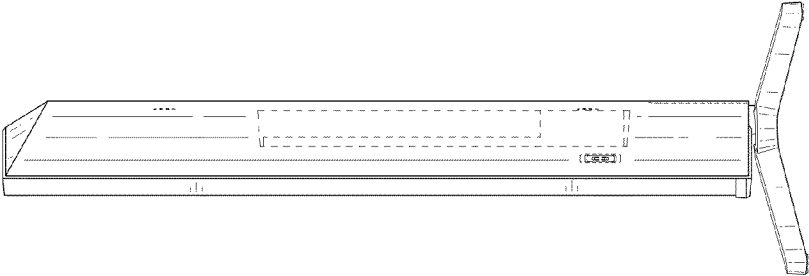


FIG. 6

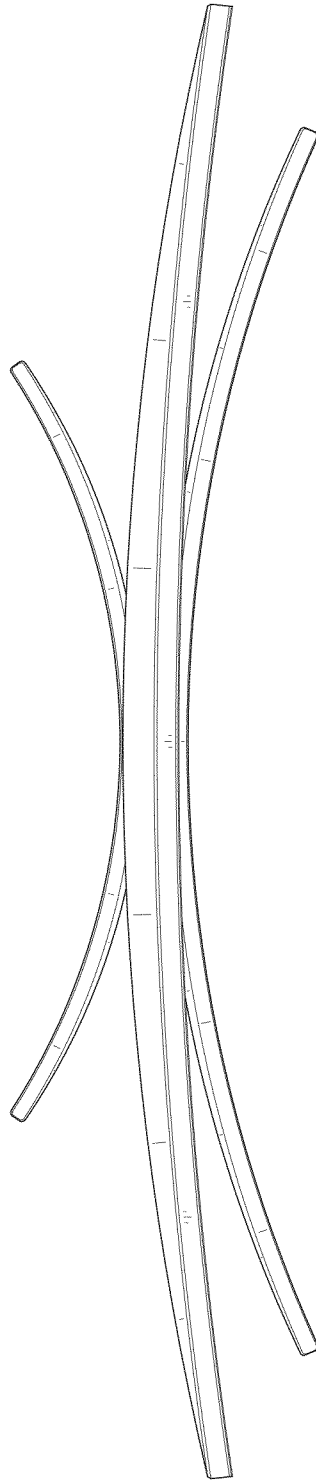


FIG. 7

