



US00D736849S

(12) **United States Design Patent**
Swift

(10) **Patent No.:** **US D736,849 S**

(45) **Date of Patent:** **** Aug. 18, 2015**

- (54) **DRUMSTICK GRIP ACCESSORY**
- (71) Applicant: **Donald J. Swift**, Red Deer (CA)
- (72) Inventor: **Donald J. Swift**, Red Deer (CA)
- (**) Term: **14 Years**
- (21) Appl. No.: **29/482,783**
- (22) Filed: **Feb. 21, 2014**
- (51) **LOC (10) Cl.** **17-04**
- (52) **U.S. Cl.**
USPC **D17/22**
- (58) **Field of Classification Search**
USPC D17/13, 20, 22, 23, 24, 99; D21/328,
D21/333, 385, 400, 788, 811; D8/107, 303,
D8/499
CPC B25G 1/10; B25G 3/10; G10D 13/003;
G10D 13/00
See application file for complete search history.

7,439,435	B1 *	10/2008	Jendrisak	84/422.4
8,058,541	B2 *	11/2011	Taninbaum	84/422.4
2002/0002895	A1 *	1/2002	Zbrzezny et al.	84/422.4
2007/0143968	A1 *	6/2007	Tseng	16/430

FOREIGN PATENT DOCUMENTS

CA	2100217	A1 *	1/1995	G10D 13/003
FR	2804535	A1 *	8/2001	G10D 13/00
GB	2466987	A *	7/2010	G10D 13/00
JP	10091149	A *	4/1998	G10D 13/00

* cited by examiner

Primary Examiner — Sheryl Lane
Assistant Examiner — Ieisha Price
 (74) *Attorney, Agent, or Firm* — Kyle R. Satterthwaite; Ryan W. Dupuis; Ade & Company Inc.

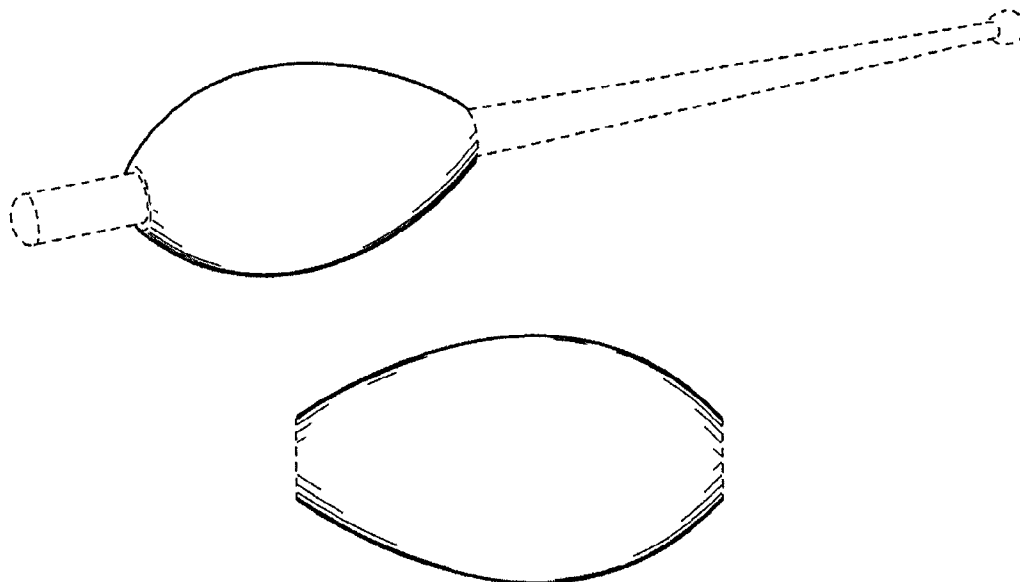
(57) **CLAIM**
 The ornamental design for a drumstick grip accessory, as shown and described.

DESCRIPTION

FIG. 1 is a perspective view of a drumstick grip accessory showing my new design in an installed position on a drumstick;
 FIG. 2 is a perspective view of the drumstick grip accessory;
 FIG. 3 is a top view of the drumstick grip accessory, with the bottom and side views being a mirror image of;
 FIG. 4 is a front end view of the drumstick grip accessory;
 FIG. 5 is a rear end view of the drumstick grip accessory; and,
 FIG. 6 is a cross-section view of the drumstick grip accessory, taken along line 6-6 in FIG. 5.
 The broken line showing of the drumstick in FIG. 1 illustrates the environment of the claimed design and forms no part thereof. The broken lines shown in FIGS. 2-6 illustrate portions of the drumstick grip accessory and form no part of the claimed design.

1 Claim, 1 Drawing Sheet

- (56) **References Cited**
 U.S. PATENT DOCUMENTS
 1,484,777 A * 2/1924 Hassenpflug 84/422.4
 2,601,554 A * 6/1952 Peters 362/102
 D295,872 S * 5/1988 Koumarios D17/22
 5,477,768 A * 12/1995 Swift 84/453
 5,581,031 A * 12/1996 Blankenship, Jr. 84/453
 D386,197 S * 11/1997 Hamanaga D17/13
 D386,198 S * 11/1997 Hamanaga D17/13
 D388,680 S * 1/1998 Lin D8/83
 5,782,146 A * 7/1998 Lin 81/58.3
 6,028,261 A * 2/2000 Johnson 84/422.4
 6,118,062 A * 9/2000 Thoman 84/422.4
 6,310,278 B1 * 10/2001 Butler 84/422.4
 D456,051 S * 4/2002 Mitchell D21/662
 D464,367 S * 10/2002 Conrad D17/99
 D532,277 S * 11/2006 Shih D8/107



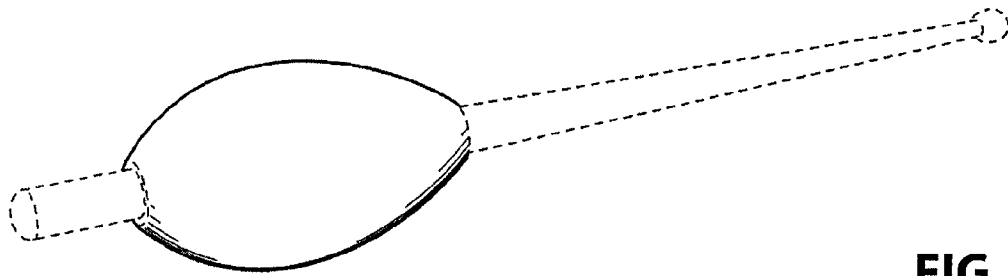


FIG. 1

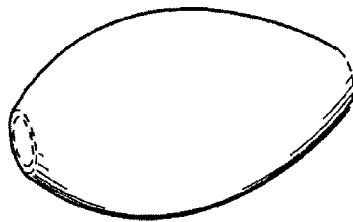


FIG. 2

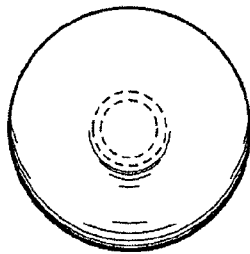


FIG. 4

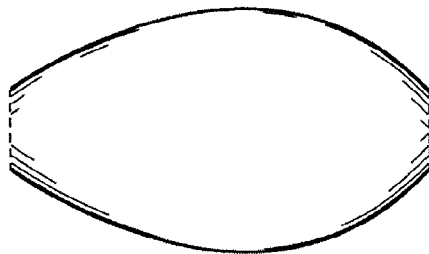


FIG. 3

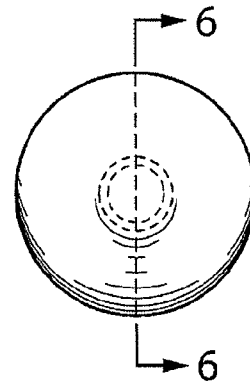


FIG. 5

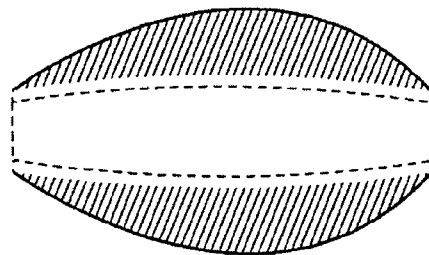


FIG. 6