No. 772,888. PATENTED OCT. 18, 1904.

J. KAISER.

CORK EXTRACTOR.

APPLICATION FILED JAN. 15, 1904.

NO MODEL.

Fig 1

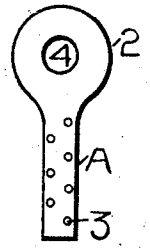

Fig 2

Fig 3

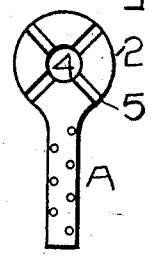

Fig 4

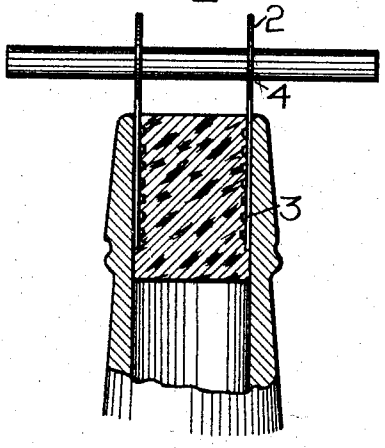

Fig 5

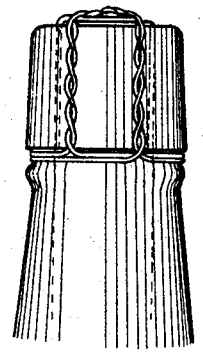

WITNESSES:

C B McCauley

J H Nourse

INVENTOR

Joseph Kaiser

BY

Geo. H. Strong.

ATTORNEY

PHOTO-LITHOGRAPHED BY SACKETT & WILHELMS LITHO. & PTG. CO. NEW YORK.

No. 772,888. Patented October 18, 1904.

UNITED STATES PATENT OFFICE.

JOSEPH KAISER, OF SAN FRANCISCO, CALIFORNIA.

CORK-EXTRACTOR.

SPECIFICATION forming part of Letters Patent No. 772,888, dated October 18, 1904.

Application filed January 15, 1904. Serial No. 189,079. (No model.)

To all whom it may concern:

Be it known that I, JOSEPH KAISER, a citizen of the United States, residing at the city and in the county of San Francisco and State of California, have invented new and useful Improvements in Cork-Extractors, of which the following is a specification.

My invention relates to improvements in devices for extracting corks from bottles. Its object is to provide a simple inexpensive compact means accompanying every bottle for removing the cork entire.

It consists of the parts and the construction and combination of parts hereinafter more fully described, having reference to the accompanying drawings, in which—

Figure 1 is a front elevation of metal strip. Fig. 2 is a side elevation of metal strip, showing projections for engaging cork. Fig. 3 is a modification of the device. Fig. 4 is a partial section showing method of extracting cork. Fig. 5 shows the device used as a cork-protector and wired down, as for shipment.

In carrying out my invention I employ two flexible metal strips, each comprising a shank portion A and a head 2. The shank is provided with a series of spurs 3 on one side or other suitable means for engaging the periphery of the cork. These spurs are preferably formed by indenting the opposite sides of the shank with a prick-punch. The head 2 is preferably round and of a size not to exceed the exposed end of the cork and is perforated, as at 4. In operation two of these strips, with the shanks lying on opposite sides of and in the direction of the length of the cork, are inserted along with the cork into the neck of the bottle. The heads are folded over on top of the cork and the bottle sealed in the usual fashion.

When it is desired to open the bottle, the seal is broken and the protruding or head parts 2 of the extractors straightened out. By inserting a rod, nail, or any suitable instrument through the holes 4 in each head and exerting a pull on the rod the cork is easily extracted.

The shank may be of any suitable width sufficient to provide the necessary engagement with the cork when inserted into the bottle to insure the extraction of the cork when a pull is exerted on the head of the strip. The length of the shank is preferably less than the length of the cork to allow a part of the cork to remain in engagement all the way around the inside of the neck to insure a perfect seal; otherwise there would be opportunity for the ingress of air or the egress of liquid between the metal and glass, and the metal would be liable to contaminate the liquid in case the metal extended the entire length of or below the cork.

This device is simple, takes up no room, is invisible when the bottle is sealed, preserves the cork by leaving it entire, and enables the cork to be reused. Where malted liquor, as beer, or carbonated beverages, as ginger-ale and the like, are bottled and corked, it is customary to safeguard against the accidental expulsion of the cork, by reason of the confined gases, by means of wires twisted about the neck of the bottle and passed over the cork.

In Fig. 3 I have shown the heads of my extractors transversely corrugated at 5 to afford a suitable seat for the wires and prevent their slipping. Thus the top projecting portion of my extractor becomes a combined cap to protect the cork and a means for extracting the cork.

Having thus described my invention, what I claim, and desire to secure by Letters Patent, is—

1. A cork-extractor comprising a flexible metal strip adapted to be inserted with the cork between said cork and bottle, said strip having one end portion provided with means for engagement with the cork, and the opposite end portion provided with a transverse perforation adapted to receive an instrument to facilitate the extraction of the cork.

2. A cork-extractor comprising a flexible metal strip adapted to be inserted with the cork between the same and the bottle, said strip having one end portion provided with means for engagement with the cork and having the opposite end adapted to project above the cork and perforated and provided with transverse corrugations adapted to receive the tying-wires.

3. A cork-extractor comprising a metal strip having a shank portion adapted to be inserted between the cork and bottle and provided with means for engagement with the cork, said strip having a flexible projecting portion of disk-like form normally foldable over upon the cork and to be raised thereabove at the time of use said foldable portion perforated to receive means for facilitating the extraction of the cork.

4. A cork-extractor comprising a metal strip having a shank portion adapted to be inserted between the cork and bottle and having means for engagement with the cork, said shank portion extending less than the entire length of the cork, and said strip having a flexible perforated projecting portion adapted to be normally folded down upon the cork and to be raised thereabove at the time of use.

5. A cork-extractor comprising two opposed and independent flexible metal strips inserted with the cork between the cork and bottle and having means for engaging the periphery of the cork, said strips having flexible projecting perforated portions foldable in opposite directions over upon the exposed end of the cork.

In testimony whereof I have hereunto set my hand in presence of two subscribing witnesses.

JOSEPH KAISER.

Witnesses:
L. MEININGER,
ERNEST HUGER.