



US00D522451S

(12) **United States Design Patent**
Hayes et al.

(10) **Patent No.:** **US D522,451 S**

(45) **Date of Patent:** **** Jun. 6, 2006**

(54) **HOUSING FOR A BATTERY**

(75) Inventors: **Jonathan A. Hayes**, Seattle, WA (US);
John Ikeda, Seattle, WA (US); **Michael**
Baseflug, Duvall, WA (US)

(73) Assignee: **Microsoft Corporation**, Redmond, WA
(US)

(**) Term: **14 Years**

(21) Appl. No.: **29/227,642**

(22) Filed: **Apr. 14, 2005**

(51) **LOC (8) Cl.** **13-02**

(52) **U.S. Cl.** **D13/103**

(58) **Field of Classification Search** D13/102-106,
D13/110, 118-119, 184; 429/96-100, 163,
429/176

See application file for complete search history.

(56) **References Cited**

U.S. PATENT DOCUMENTS

D303,524 S	*	9/1989	Siegner et al.	D14/438
D328,733 S	*	8/1992	Seymour	D13/103
D331,566 S	*	12/1992	Seymour	D13/103
D356,776 S	*	3/1995	Yoshii	D13/103
D403,656 S	*	1/1999	Ichikawa	D13/103
D439,217 S	*	3/2001	Melnicoff	D13/103
D473,186 S	*	4/2003	Grosfeld et al.	D13/103

D492,267 S * 6/2004 Kawajiri et al. D13/184

D500,746 S * 1/2005 Gavel et al. D13/184

D500,747 S * 1/2005 Gavel et al. D13/184

D503,673 S * 4/2005 Rosengrant D13/103

D506,065 S * 6/2005 Sugino et al. D3/294

* cited by examiner

Primary Examiner—Alan P. Douglas

Assistant Examiner—Rosemary K. Tarcza

(74) *Attorney, Agent, or Firm*—Banner & Witcoff, Ltd.

(57) **CLAIM**

The ornamental design for a housing for a battery, as shown and described.

DESCRIPTION

FIG. 1 is a front perspective view of a housing for a battery showing our new design;

FIG. 2 is a rear perspective view thereof;

FIG. 3 is a front view thereof;

FIG. 4 is a rear view thereof;

FIG. 5 is a left side view thereof;



FIG. 6 is a right side view thereof;

FIG. 7 is a top view thereof; and,

FIG. 8 is a bottom view thereof.

The broken lines and unshaded regions in FIGS. 1-3 and 5-8 are for illustrative purposes only and form no part of the claimed design.

1 Claim, 3 Drawing Sheets






FIG. 1




FIG. 2




FIG. 3

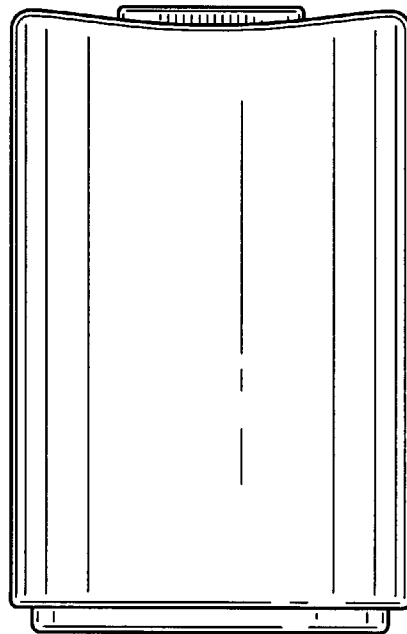


FIG. 4

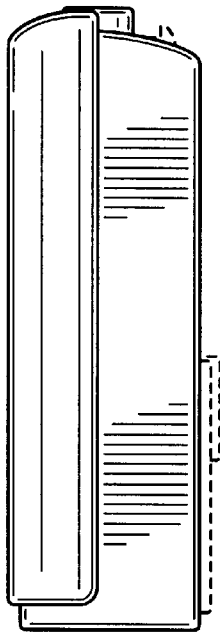


FIG. 5

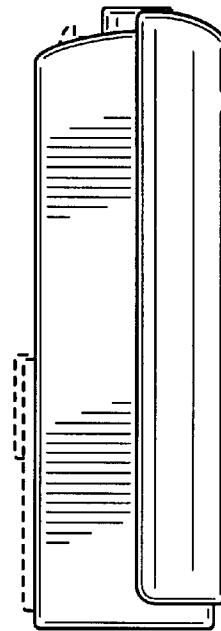


FIG. 6

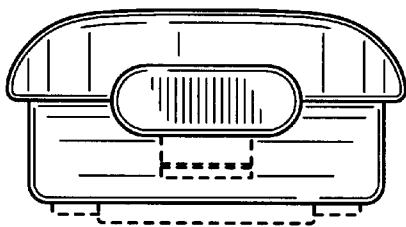


FIG. 7




FIG. 8