



US00D475415S

(12) **United States Design Patent** (10) **Patent No.:** **US D475,415 S**  
**Cantor et al.** (45) **Date of Patent:** **\*\* Jun. 3, 2003**

(54) **NOVELTY LICENSE PLATE**  
(76) Inventors: **Kenneth Cantor**, 4379 Strathdale, West Bloomfield, MI (US) 48323; **John E. Nemazi**, 4373 Stoneleigh, Bloomfield Hills, MI (US) 48302; **Matthew R. Mowers**, 1607 Brentwood, Troy, MI (US) 48098

(\*\*) Term: **14 Years**

(21) Appl. No.: **29/152,884**  
(22) Filed: **Oct. 26, 2001**

(51) **LOC (7) Cl.** ..... **20-03**  
(52) **U.S. Cl.** ..... **D20/13**  
(58) **Field of Search** ..... D11/131, 132, D11/133, 138, 140, 157, 165, 167, 180; D12/193; D20/10, 11, 13, 14, 19, 24; 40/200, 204, 205, 206, 208, 209; 428/914

(56) **References Cited**

**U.S. PATENT DOCUMENTS**

660,782 A \* 10/1900 Strumpell ..... 428/13  
1,274,318 A \* 7/1918 Panzer, Jr. .... 40/204

2,173,134 A \* 9/1939 Vokaty ..... 10/209  
D346,761 S \* 5/1994 Milam ..... D11/132  
D387,304 S \* 12/1997 Alcala ..... D11/157  
D462,307 S \* 9/2002 Nemazi et al. .... D12/193  
D466,944 S \* 12/2002 Cantor et al. .... D20/13

\* cited by examiner

*Primary Examiner*—Robert M. Spear

(74) *Attorney, Agent, or Firm*—Brooks & Kushman P.C.

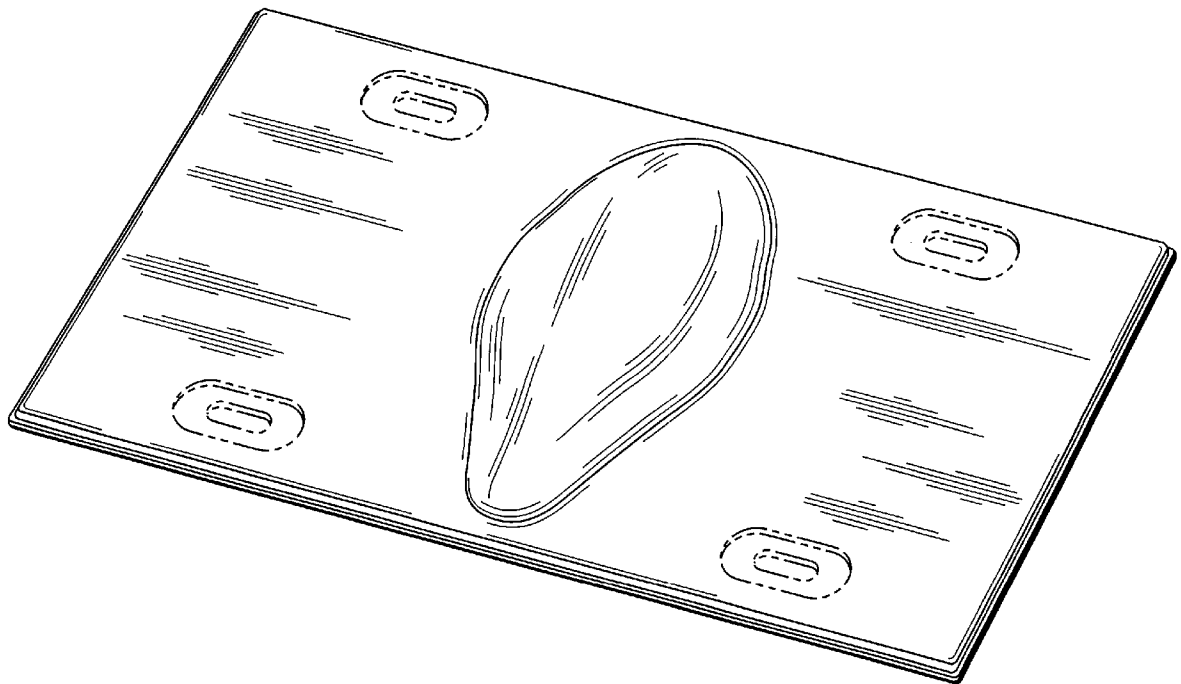
(57) **CLAIM**

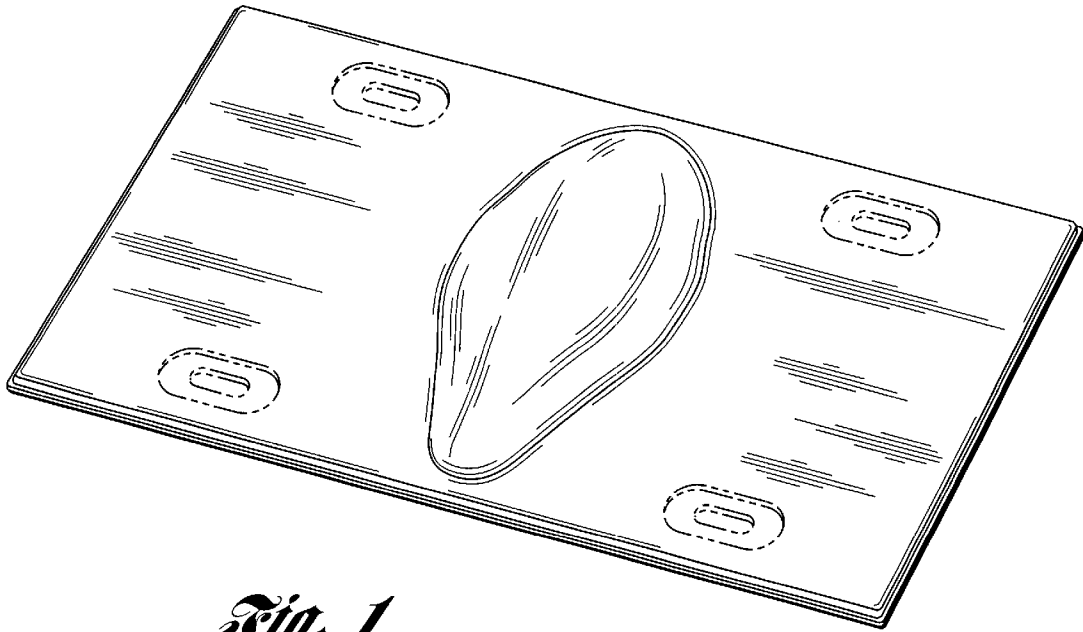
The ornamental design for a novelty license plate, as shown and described.

**DESCRIPTION**

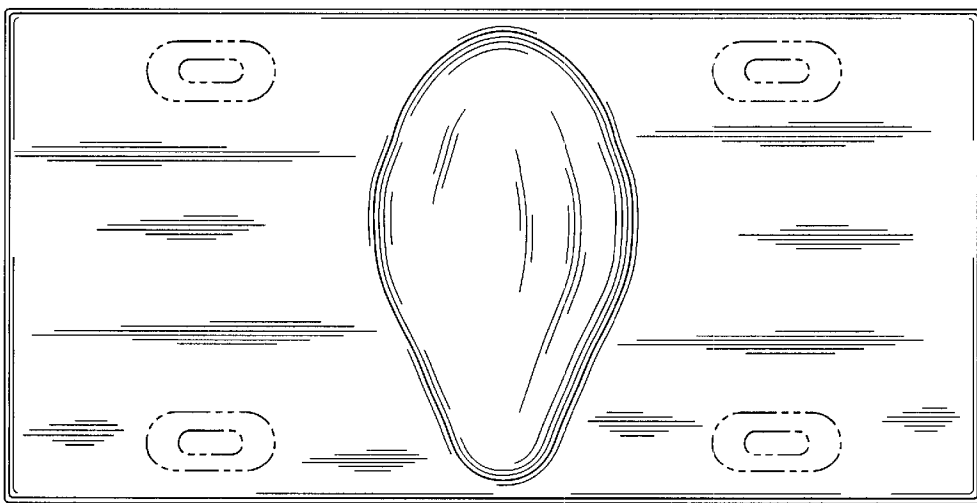
FIG. 1 is a perspective view of a novelty license plate; FIG. 2 is a front elevational view thereof; FIG. 3 is a rear elevational view thereof; FIG. 4 is a top plan view thereof; FIG. 5 is a bottom plan view thereof; FIG. 6 is a left side elevational view thereof; and, FIG. 7 is a right side elevational view. The broken lines in the drawings depict environmental structure, which forms no part of the claimed design.

**1 Claim, 2 Drawing Sheets**

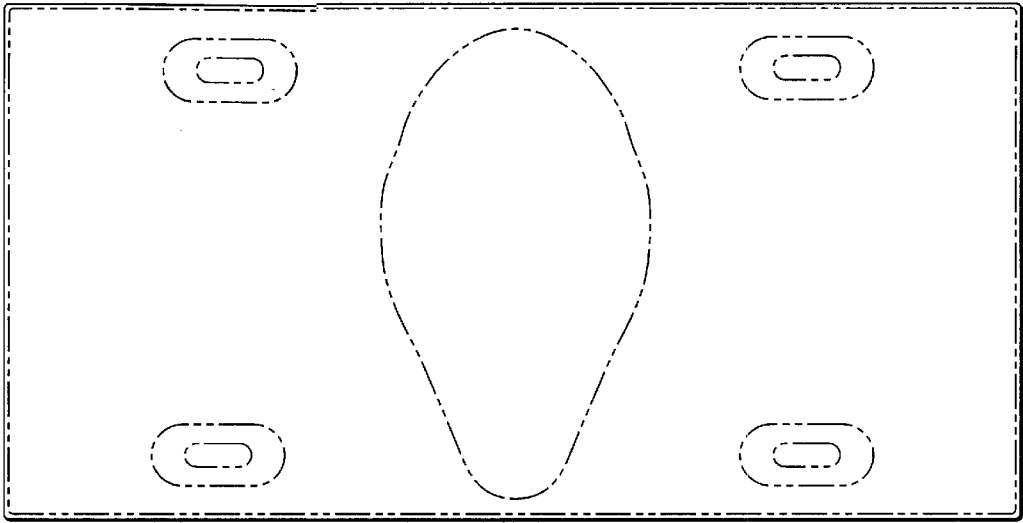





*Fig. 1*



*Fig. 2*



*Fig. 3*



*Fig. 4*



*Fig. 5*



*Fig. 6*



*Fig. 7*