



US00D403740S

**United States Patent** [19]  
**Kott et al.**

[11] **Patent Number:** **Des. 403,740**  
[45] **Date of Patent:** **\*\*Jan. 5, 1999**

[54] **FILTER**  
[75] Inventors: **Aaron D. Kott; Leonard B. Kott**, both  
of North Massapequa, N.Y.  
[73] Assignee: **Pleatco Electronic & Filter Corp.**,  
West Babylon, N.Y.  
[\*\*] Term: **14 Years**  
[21] Appl. No.: **80,931**  
[22] Filed: **Dec. 19, 1997**  
[51] **LOC (6) Cl.** ..... **23-01**  
[52] **U.S. Cl.** ..... **D23/209**  
[58] **Field of Search** ..... D23/200, 207,  
D23/209; 210/484, 494, 493.1, 493.2

[56] **References Cited**  
**U.S. PATENT DOCUMENTS**  
D. 306,640 3/1990 Kott .  
D. 366,516 1/1996 Stewart ..... D23/209  
3,448,862 6/1969 Kudaty ..... 210/499  
4,560,477 12/1985 Moldow ..... 210/493.1  
4,735,720 4/1988 Kersting ..... 210/497.01  
5,211,849 5/1993 Kott et al. .  
5,531,848 7/1996 Tal ..... 210/497.01

**OTHER PUBLICATIONS**  
Front cover of Pleatco’s “Replacement Swimming Pool and  
Spa Filter Cartridge Catalog”; Date of Publication: 1991;  
Place of Publication: United States.

Unicel’s 1998 Replacement Guide (cover and pp. 1 and 71);  
Date of Publication: unknown, but copyright notice indi-  
cates similar guides have been published since 1985; Place  
of Publication: United States.  
*Primary Examiner*—Alan P. Douglas  
*Assistant Examiner*—Robin V. Taylor  
*Attorney, Agent, or Firm*—Hoffmann & Baron, LLP

[57] **CLAIM**  
The ornamental design of a filter, as shown and described.

**DESCRIPTION**  
FIG. 1 is a front side perspective view of a filter showing our  
new design;  
FIG. 2 is a top plan view thereof; and,  
FIG. 3 is a bottom plan view thereof;  
FIG. 4 is a front elevational view thereof;  
FIG. 5 is a side elevational view thereof;  
FIG. 6 is a side elevational view thereof opposite that shown  
in FIG. 5;  
FIG. 7 is a back elevational view thereof opposite to that  
shown in FIG. 4;  
FIG. 8 is a fragmentary section view taken along line 8—8  
of FIG. 2; and,  
FIG. 9 is a fragmentary section view taken along line 9—9  
of FIG. 3.

**1 Claim, 7 Drawing Sheets**




FIG-1




FIG-2

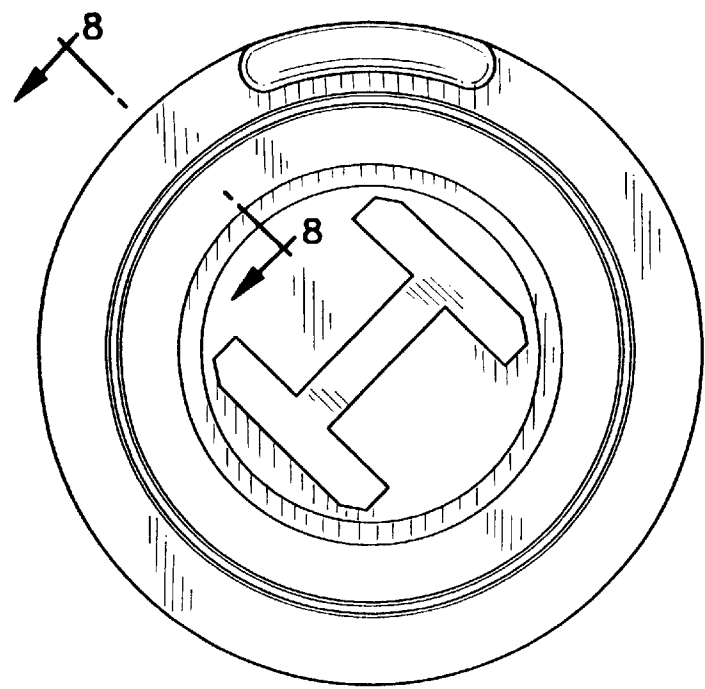


FIG-3

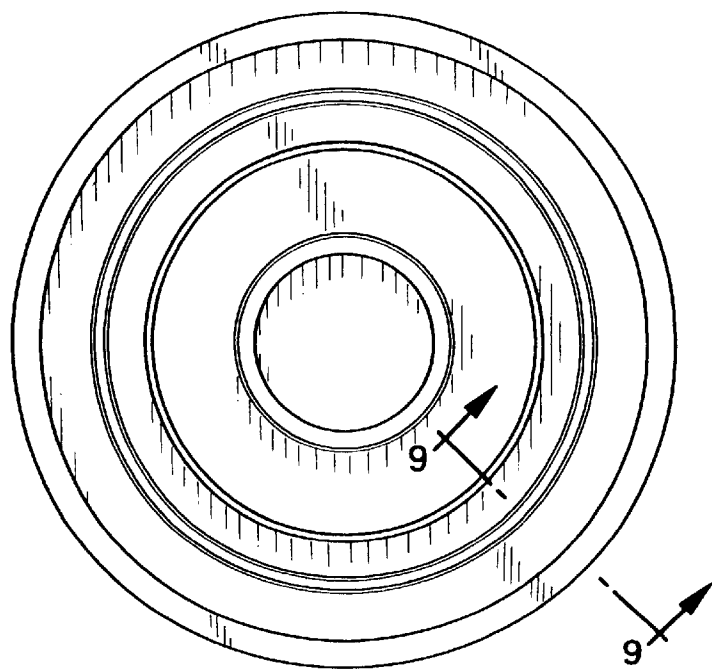


FIG-4




FIG-5




FIG-6




FIG-7




FIG-8

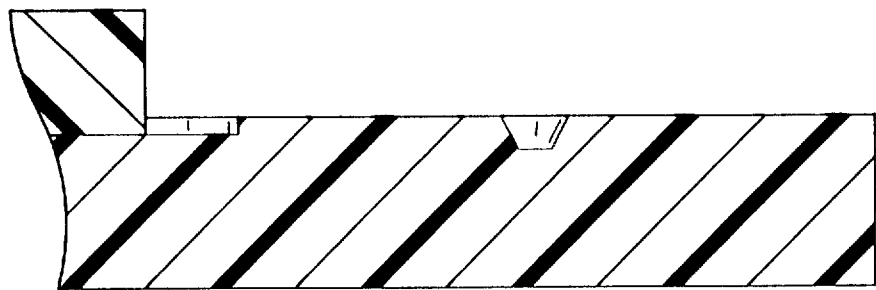


FIG-9

