US00D372983S

United States Patent [19]

Nebolon

[11] **Patent Number: Des. 372,983**

[45] **Date of Patent: **Aug. 20, 1996**

[54] **KNEE BRACE SHELL**

[75] Inventor: **Joseph F. Nebolon**, Del Mar, Calif.

[73] Assignee: **Smith & Nephew Donjoy Inc.**, Carlsbad, Calif.

[**] Term: **14 Years**

[21] Appl. No.: **22,845**

[22] Filed: **May 13, 1994**

Related U.S. Application Data

[62] Division of Ser. No. 17,032, Feb. 12, 1993, Pat. No. 5,583,845.

[52] **U.S. Cl.** **D24/190**

[58] **Field of Search** D24/190; 602/26, 602/16, 23, 5

[56] **References Cited**

U.S. PATENT DOCUMENTS

D. 346,028	4/1994	Lengyel	D24/190
D. 357,070	4/1995	Castillo	D24/190
3,387,305	6/1968	Shafer	602/26 X
3,581,741	6/1971	Rosman	602/26 X
3,669,105	6/1972	Castiglia	128/80 C
4,191,373	3/1980	Lancellotti	602/16 X
4,381,768	5/1983	Erichsen et al.	602/26 X
4,506,661	3/1985	Foster	128/80 C
4,633,867	1/1987	Kausek et al.	128/80
4,686,969	8/1987	Scott	602/16 X
4,697,583	10/1987	Mason et al.	128/80
4,791,916	12/1988	Paez	128/80
4,805,606	2/1989	McDavid, III	602/26
4,854,308	8/1989	Drillio	602/16
4,955,369	9/1990	Bledsoe et al.	128/80
5,016,621	5/1991	Bender	128/80
5,063,916	11/1991	France et al.	128/80
5,277,698	1/1994	Taylor	602/26
5,360,394	11/1994	Christensen	602/26

FOREIGN PATENT DOCUMENTS

A-521722	4/1982	Australia .	
1201951	3/1986	Canada	602/26
A-2627381	8/1989	France .	
B-1024204	2/1958	Germany .	
3040595	1/1982	Germany	602/26
3520939	12/1986	Germany	602/26
4013693	8/1991	Germany	602/26
2136294	9/1984	United Kingdom	602/26

Primary Examiner—Stella Reid

Attorney, Agent, or Firm—Brown, Martin, Haller & McClain

[57] **CLAIM**

The ornamental design for a knee brace shell, as shown.

DESCRIPTION

FIG. **1** is a top perspective view of a knee brace shell showing my design;

FIG. **2** is a side elevational view thereof;

FIG. **3** is an opposite side elevational view thereof;

FIG. **4** is a front elevational view thereof;

FIG. **5** is a bottom end perspective view thereof;

FIG. **6** is a rear elevational view thereof; and,

FIG. **7** is a top end perspective view thereof.

1 Claim, 3 Drawing Sheets

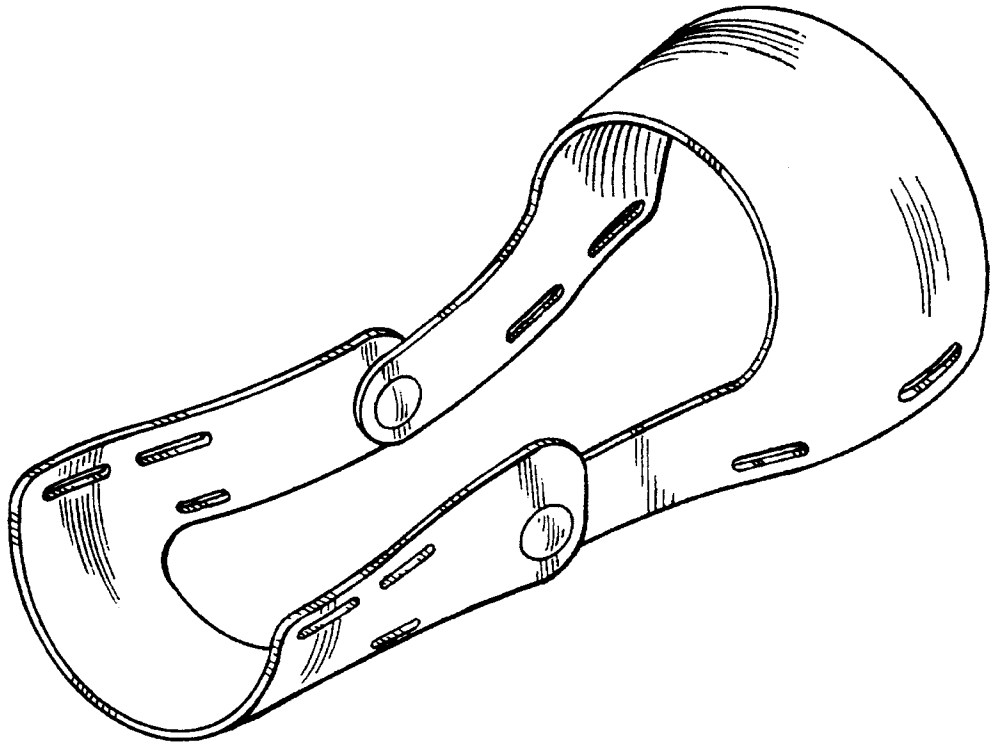

Fig. 1

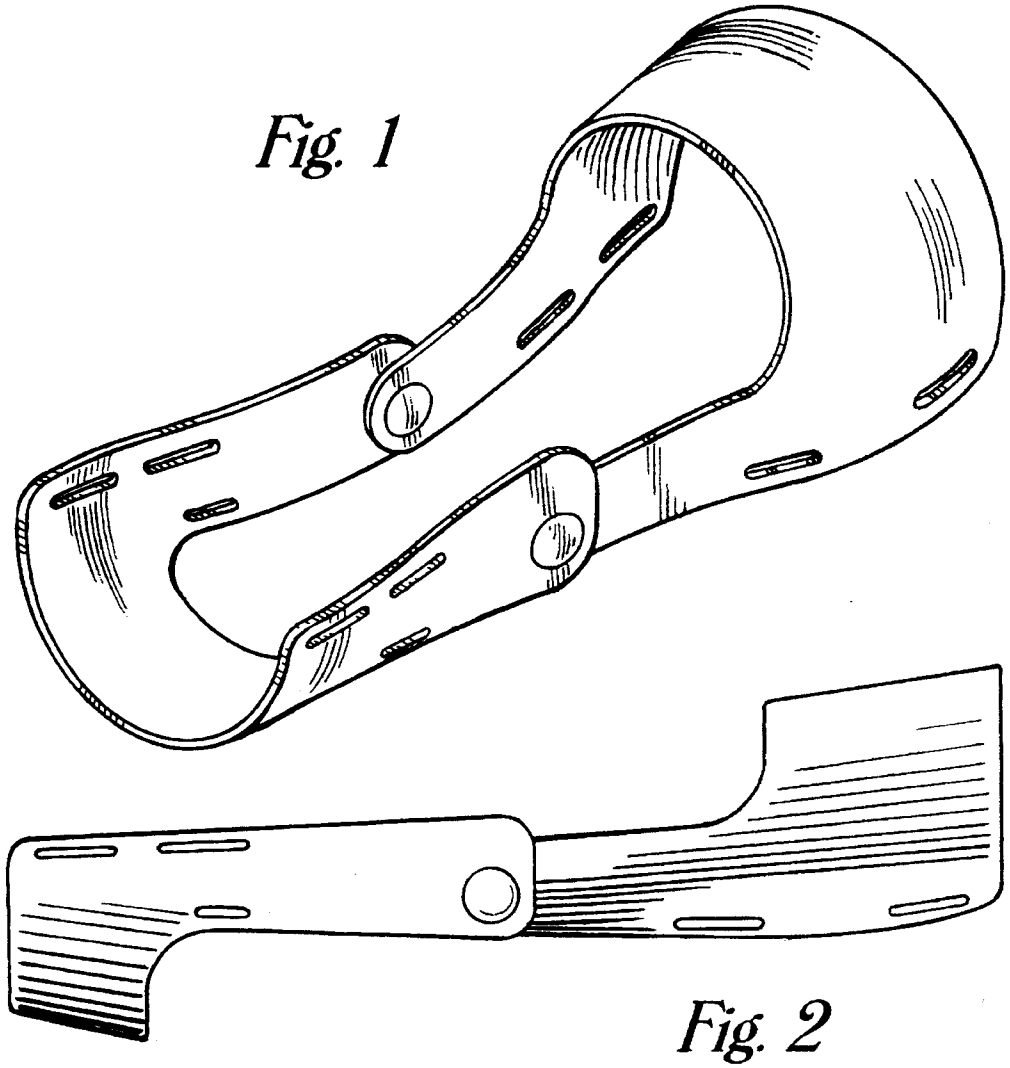

Fig. 2

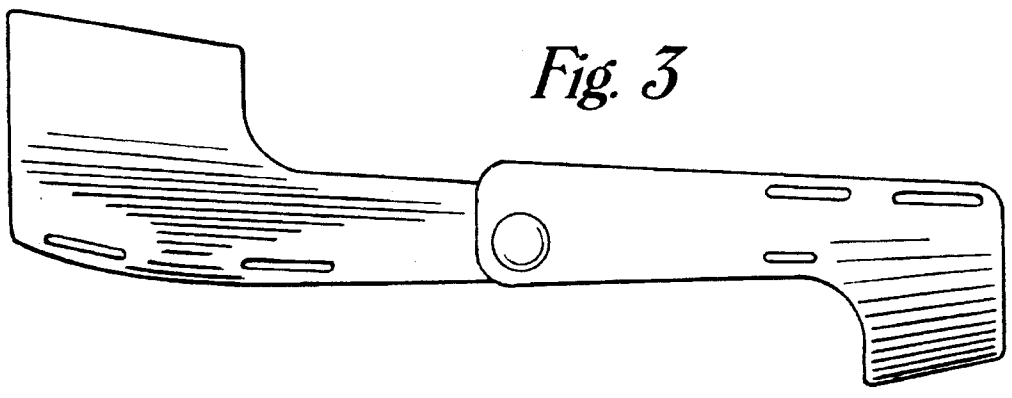

Fig. 3

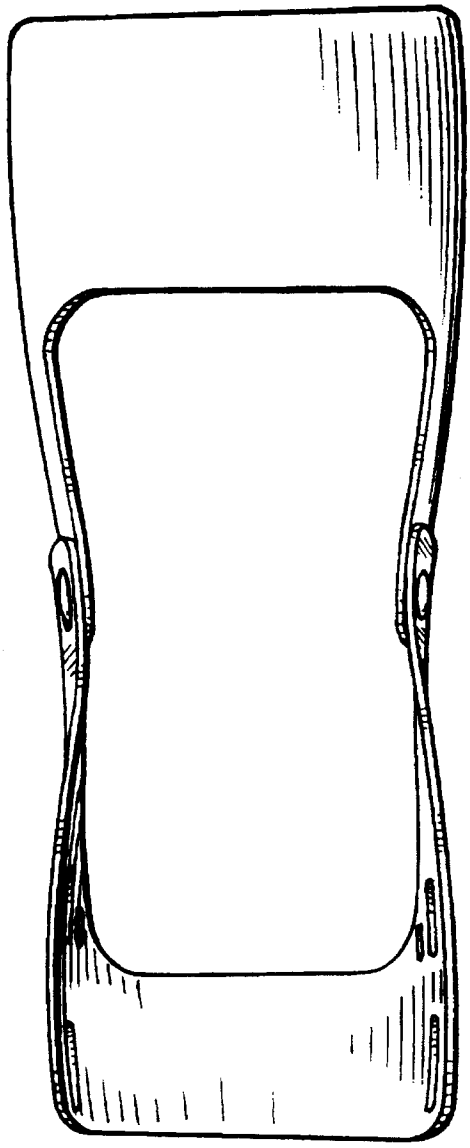

Fig. 4

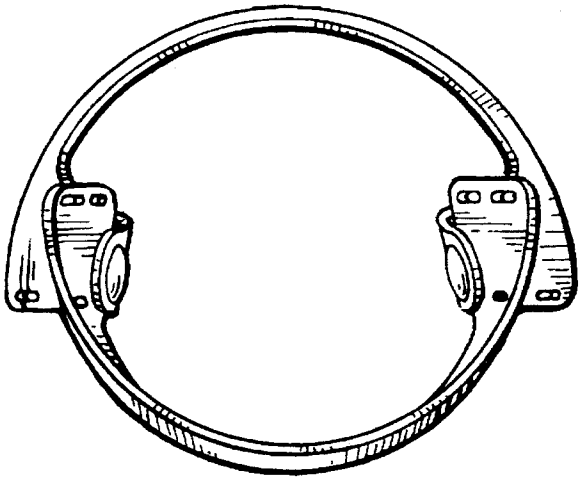

Fig. 5

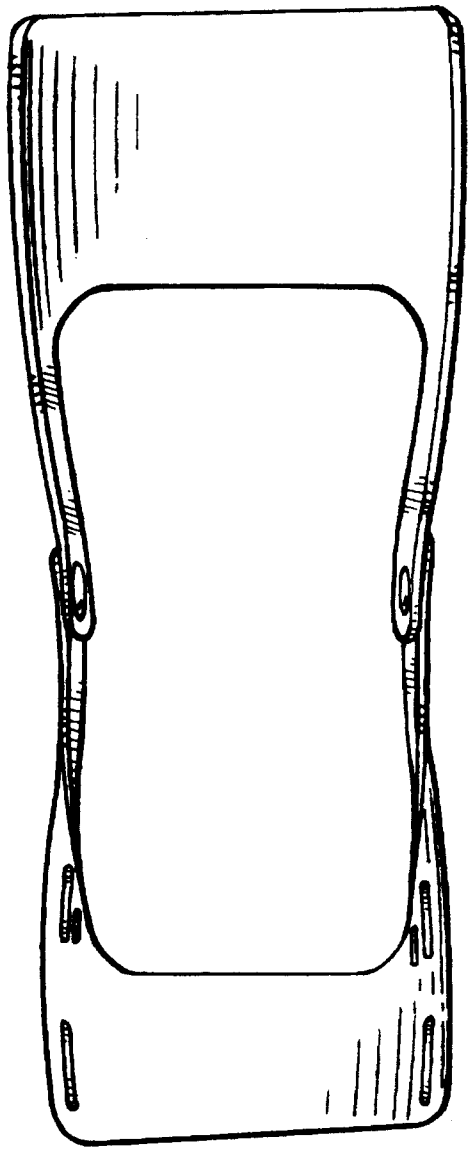

Fig. 6

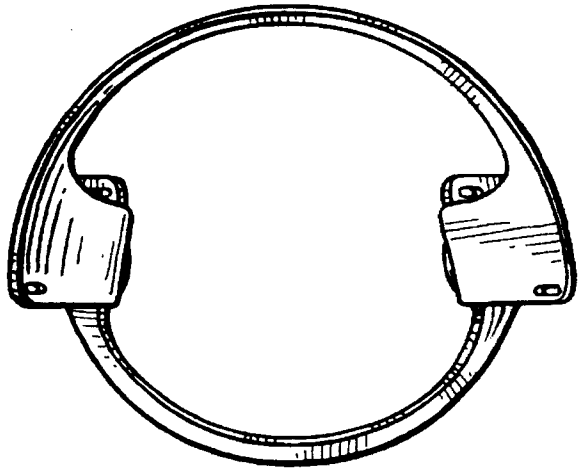

Fig. 7