



US 20160324241A2

(19) **United States**
(12) **Patent Application Publication**
LEE

(10) **Pub. No.: US 2016/0324241 A2**
(43) **Pub. Date: Nov. 10, 2016**
REPUBLICATION

(54) **AN ADHESIVE DEVICE FOR ATTACHING A FALSE EYELASH AND A FALSE EYELASH KIT**

(71) Applicant: **Yo Han LEE**, Seoul (KR)

(72) Inventor: **Yo Han LEE**, Seoul (KR)

(21) Appl. No.: **14/818,708**

(22) Filed: **Aug. 5, 2015**

Prior Publication Data

(65) US 2016/0037848 A1 Feb. 11, 2016

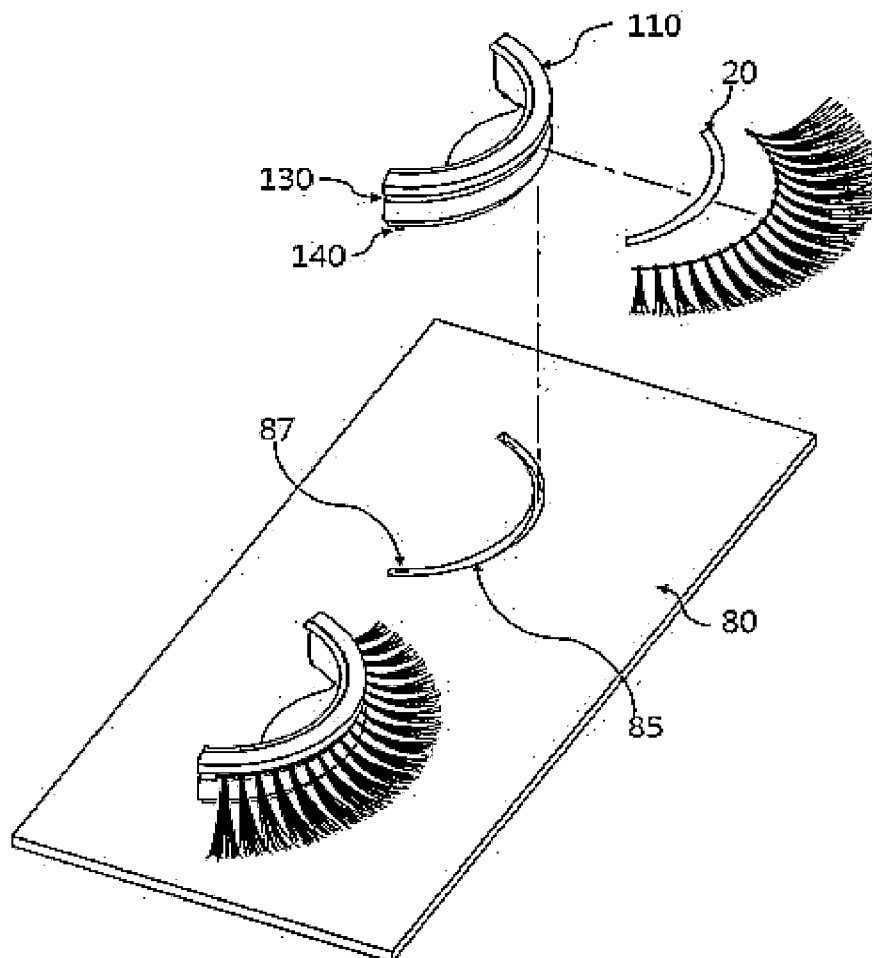
Publication Classification

(51) **Int. Cl.**
A41G 5/02 (2006.01)

(52) **U.S. Cl.**
CPC **A41G 5/02** (2013.01)

(57) **ABSTRACT**

An adhesive device for false eyelashes and false eyelash kit for reducing the feeling of irritation by foreign matter, producing more natural looking eyelashes, making processing easier and reducing the rate of occurrence of defective products, and false eyelash kit that includes said adhesive device for false eyelashes. The adhesive device for false eyelashes with one of the sides attached to the upper portion of the false eyelashes and the other side to the skin is made by solidifying the liquid phase adhesive with the special feature of any one of the stick type line, arc type line and dot configurations when viewed from the top. The lateral aspect of the adhesive device for false eyelashes with either stick type line or arc type line configuration has lateral aspect that is in any one of the shapes including circle, star shape, rectangle, oval shape, semi-circle, pentagon, hexagon, heptagon and octagon.



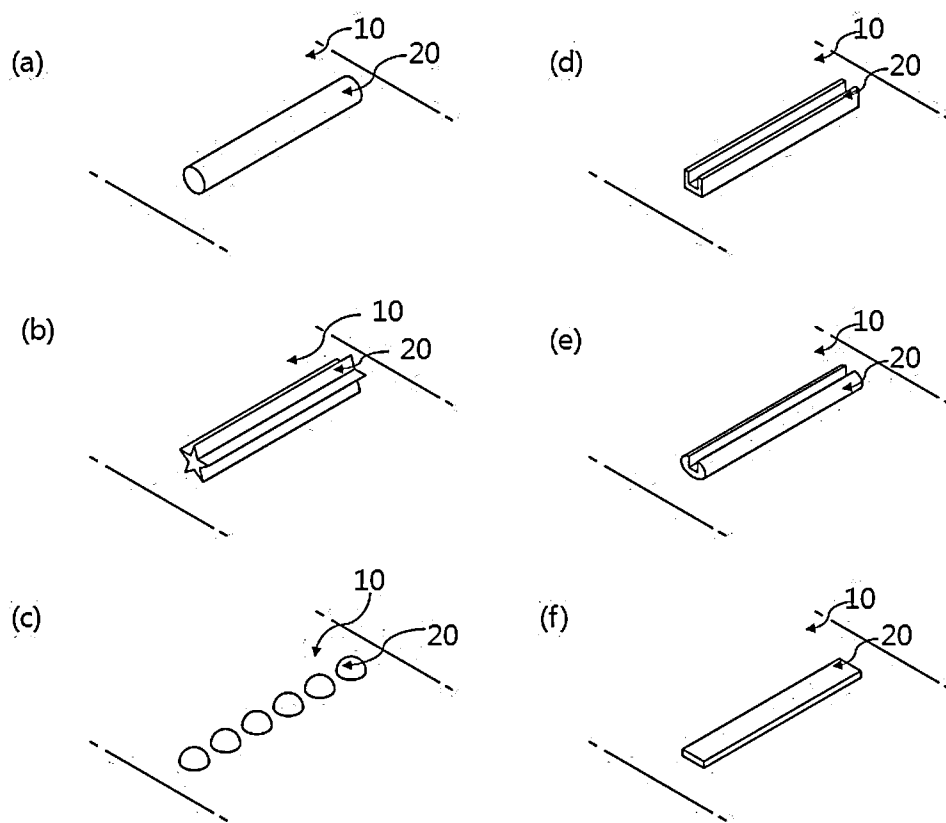


FIG. 1




FIG. 2




FIG. 3

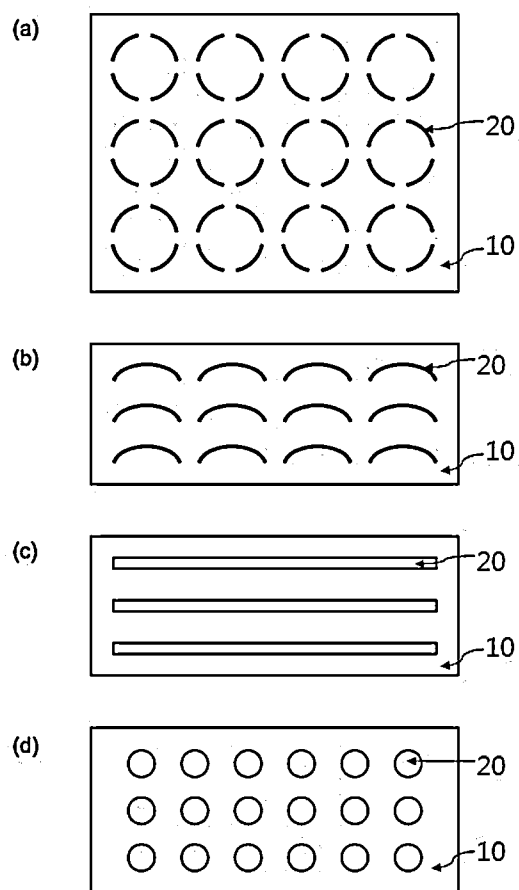


FIG. 4a

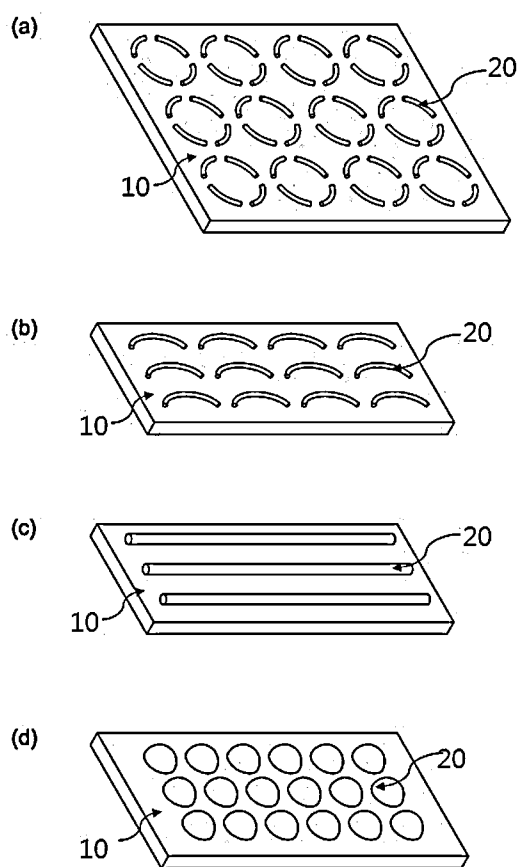


FIG. 4b

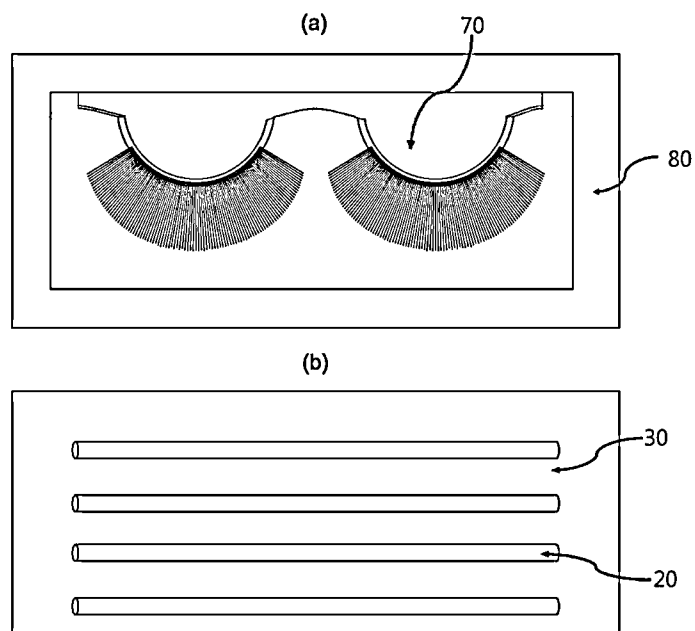


FIG. 5

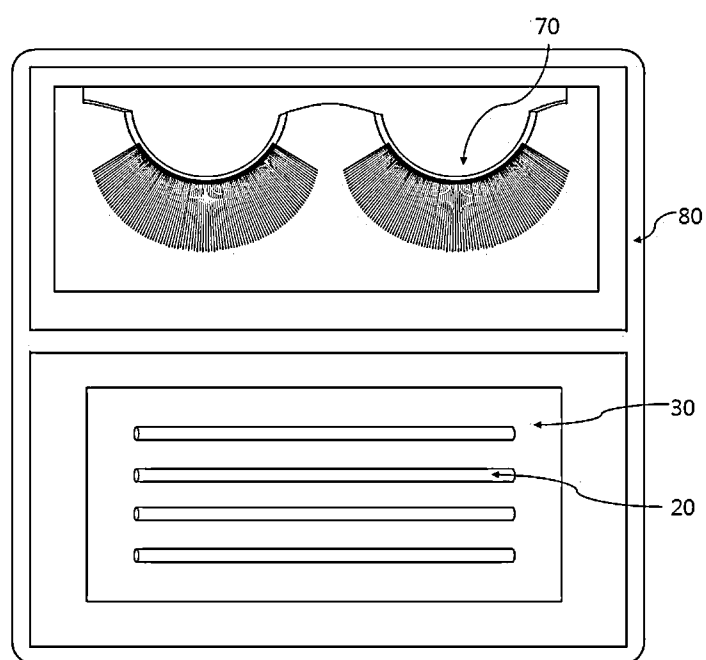


FIG. 6

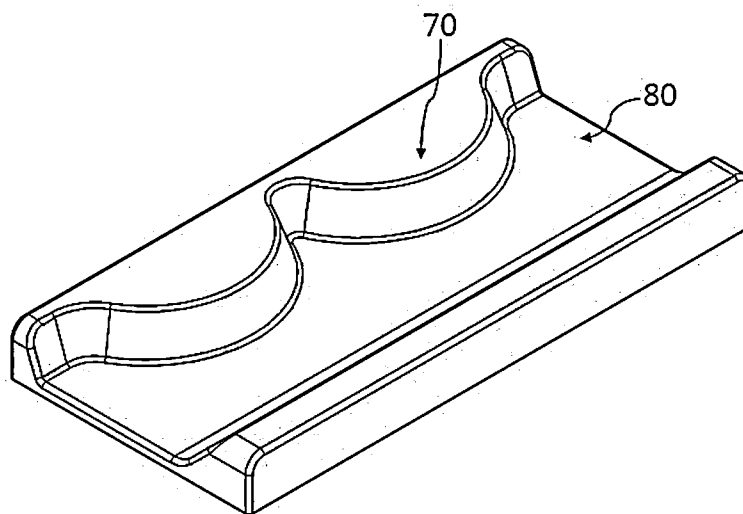


FIG. 7a

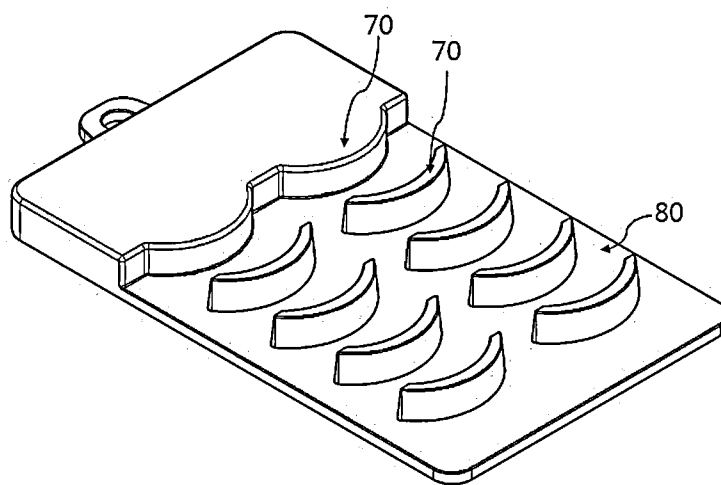


FIG. 7b

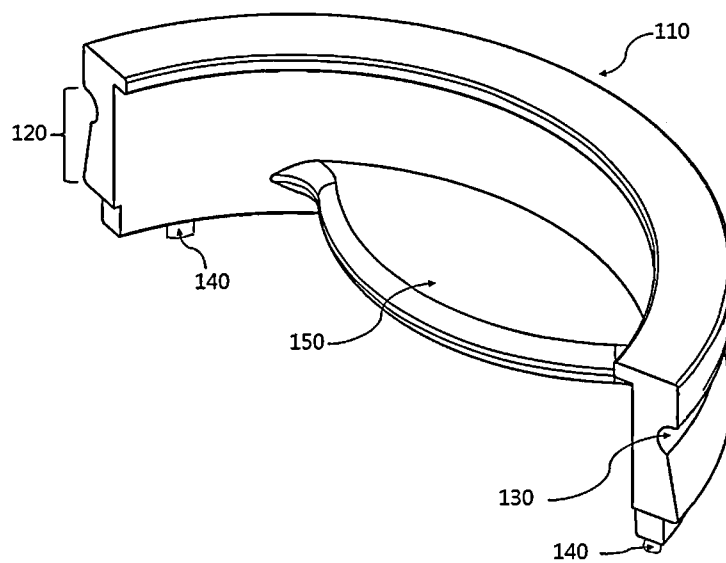


FIG. 8

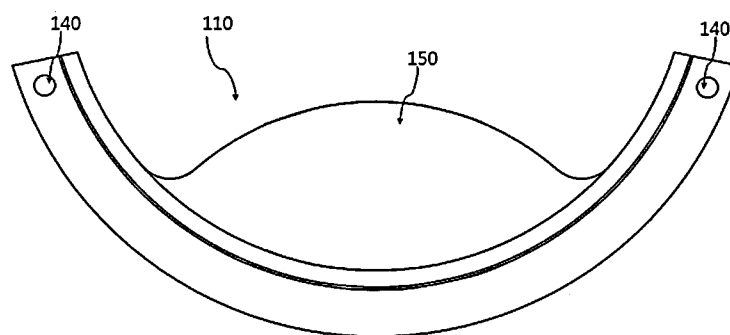


FIG. 9

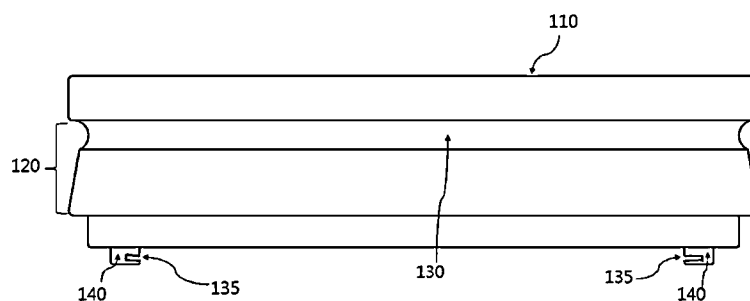


FIG. 10

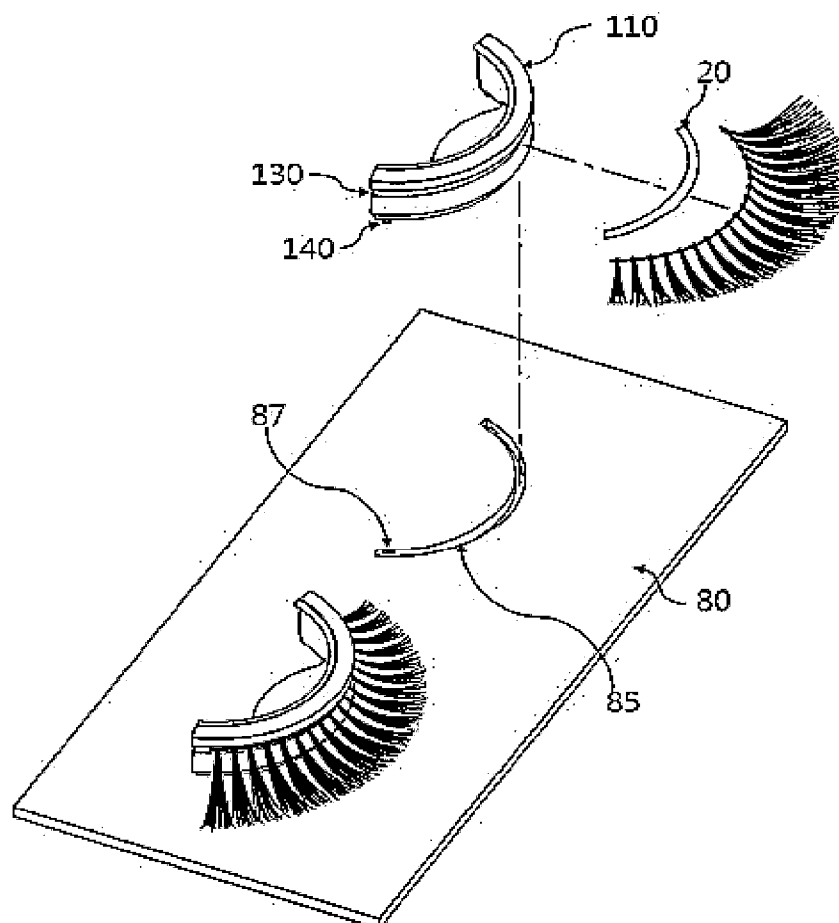


FIG. 11

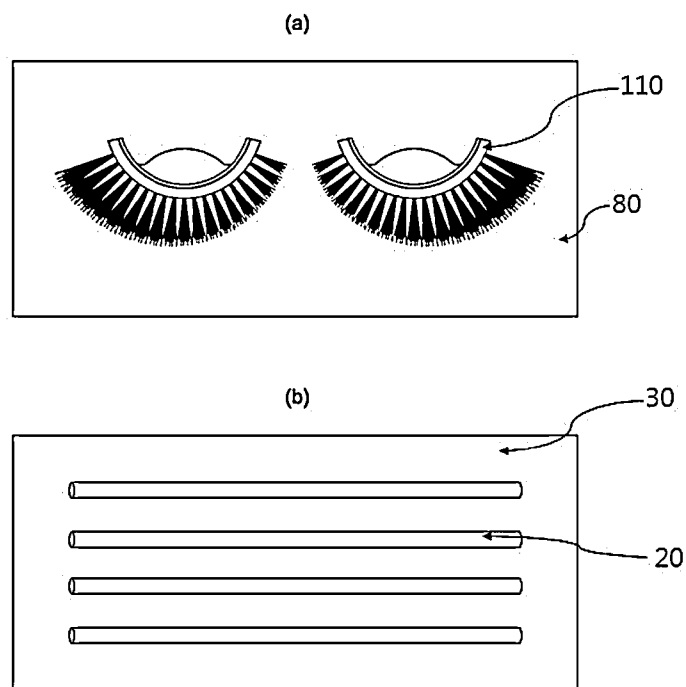


FIG. 12

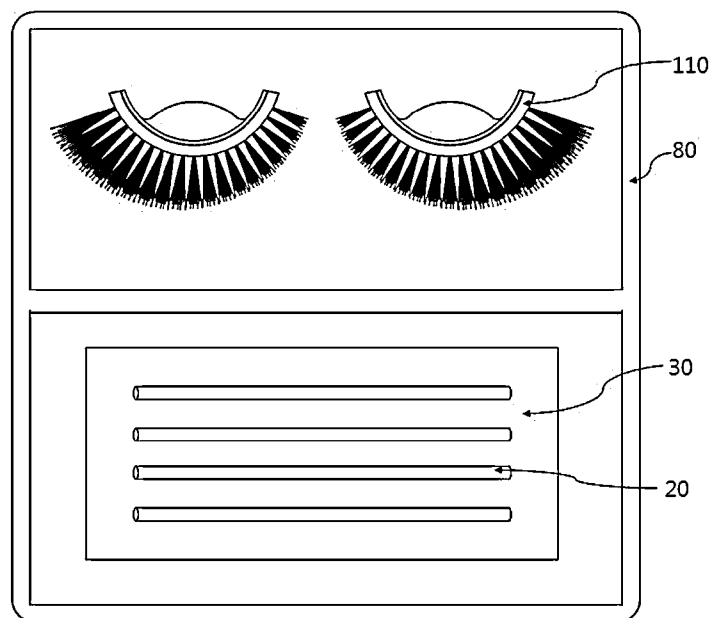


FIG. 13

AN ADHESIVE DEVICE FOR ATTACHING A FALSE EYELASH AND A FALSE EYELASH KIT

TECHNOLOGY FIELD

[0001] This invention is on an adhesive device for false eyelashes and a false eyelash kit with the adhesive device. More specifically, the adhesive device can reduce the feeling of irritation caused by foreign matters, forms more natural-looking eyelashes, has easy manufacturing method, has lower occurrence rate of defective goods since it is made only of adhesive, and the false eyelash kit includes the adhesive device.

BACKGROUND ART

[0002] Eyelashes are terminal hairs with a length of approximately 10 mm growing along the edges of the top and bottom eyelids. There are approximately 100-150 hairs on the top eyelid and approximately 70-80 hairs on the bottom eyelid.

[0003] Eyelashes have highly sensitive perception and, as such, protect the eyes by closing the top and bottom eyelids when it comes in contact with foreign matters such as dust.

[0004] Recently, women seeking to achieve greater beauty have been longing to have thicker and more distinct eyelashes in order to produce beautiful appearance of the eyes. Procedures such as eyelash elongation procedure, procedure to increase the number of hairs of the eyelash and attachment of false eyelashes etc. are available for this purpose.

[0005] In attaching the false eyelashes, false eyelashes are cut to fit the size of the eyes of the user as they are generally made to be suitable for the eyes of westerners and attached to areas immediately above or below the eyelashes by using adhesive for eyelashes. Adhesive for eyelashes is placed in containers (for example, in tubes) and used by squeezing or taking out appropriate amount of the adhesive for eyelashes out of the said container.

[0006] Composition of the adhesive in the container is substances with film forming ability and includes polyvinyl alcohol and polyvinyl acetate. Majority of the adhesive in container are applied to the edge line of the false eyelashes, which is attached to the skin around the eyes after the adhesive is dried. Recently, researches are being conducted on the adhesive contained in tubes with ingredients that can be applied directly to the skin around the eyes. Such adhesive does not dry immediately but about 30 seconds later and has properties including water resistance, improved feel of use, and provision of moisturization effect and ease of removal by washing with water after the use of false eyelashes.

[0007] However, attaching the false eyelashes by the user by using such adhesive for eyelashes in such containers is quite cumbersome and difficult because the adhesive may seep out due to excessive amount of adhesive applied or the false eyelashes are not attached firmly because not enough adhesive was used.

[0008] Therefore, there are false eyelashes with adhesive already applied to the lower portion of the top of the false eyelashes. However, these are disposable false eyelashes and would be very costly to use on daily basis.

[0009] Therefore, refill adhesive device for false eyelashes to be used for the false eyelashes without adhesive or false

eyelashes with adhesive but with deteriorated adhesive strength repeatedly are being sold in the market.

[0010] Refill adhesive device can be divided into the adhesive device for false eyelashes made of adhesive tape and adhesive device for false eyelashes coated with adhesive on their corners.

[0011] Adhesive device for false eyelashes made with adhesive tape (for example the utility model registration No. 20-0246186) by putting adhesion layer onto synthetic resin film such as cellophane, vinyl film and polyester film cut into thin strips have difficulty in manufacturing due to the adhesive tapes sticking to each other. Even if these adhesive devices for false eyelashes have been made, there are added difficulties in packaging the manufactured adhesive device for false eyelashes. In addition, for the user of the false eyelashes, there is a feeling of irritation due to foreign matter since synthetic resin film is placed between the false eyelashes and the eyebrow in addition to the adhesive layer, thereby interfering with the establishment of natural looking eyelashes. Moreover, given the nature of the false eyelashes market that must adhere to the policy of quick sales at small profit, it is difficult to manufacture and sell adhesive device for false eyelashes made with adhesive tape.

[0012] The adhesive device for false eyelashes (for example, domestic patent registration No. 10-0405816) has the core made of synthetic fiber coated with adhesive material, which is easier to process than the adhesive device made of adhesive tape, and being sold in larger quantity at the moment. However, although the core needs to be thoroughly coated with adhesive, it is not possible to check each of the adhesive devices that are mass produced, thereby frequently producing defective products without sufficient coating. These defective products cannot be used as adhesive devices for false eyelashes due to poor adhesive strength. In addition, there is added feeling of irritation due to the foreign matter since there is a core between the eyelashes and the eyebrows in addition to the adhesive layer, thereby interfering with the establishment of natural looking eyelashes.

[0013] In particular, the existing products with coated core need to have a minimum thickness (because of the thickness of the core) and user may experience even greater feeling of irritation due to foreign matter with decreased feeling of comfort when these are attached.

[0014] Therefore, there is a need to develop adhesive device for false eyelashes that can be processed easily, low priced, can be mass produced, decreases the rate of defective products with lowered adhesive strength, reduce the thickness and feeling of irritation along with provision of more natural looking eyelashes.

DISCLOSURE

Technological Problem

[0015] The technical issue to be resolved by this invention is to provide an adhesive device for false eyelashes with reduced feeling of irritation by foreign matter by using only adhesive, establish more natural looking eyelashes, ease of manufacturing and low rate of occurrence of defective products, and offer false eyelash kit that includes such adhesive device for false eyelashes.

[0016] The technical issue to be resolved by this invention is to provide a false eyelash kit that includes an adhesive device for false eyelashes made only with prescribed adhe-

sive, adhesive device attachment aid used at the time of attaching the adhesive device onto the false eyelashes, and false eyelashes.

Technical Solution

[0017] In order to resolve the aforementioned problem, this invention, which is an adhesive device for false eyelashes with one of the sides attached to the upper portion of the false eyelashes while the other side is attached to the skin, is made by solidifying liquid phase adhesive with characteristic appearance of stick type line or arc type line when viewed from the top.

[0018] The shape of the lateral aspect may be any one of circle, star shape, rectangle, oval shape, semi-circle, pentagon, hexagon, heptagon and octagon.

[0019] Rectangular or circular groove may be present on one side on the lateral aspect.

[0020] In addition, this invention, which is an adhesive device for false eyelashes with one of the sides attached to the upper portion of the false eyelashes while the other side is attached to the skin, is made by solidifying the liquid phase adhesive and is characterized by the dot that has been formed when viewed from the top.

[0021] The dot has any one of the circle, semi-circle, oval shape, star shape, heart shape, pentagon, hexagon, heptagon and octagon when viewed from the top.

[0022] The dot may have animal shape when viewed from the top.

[0023] The dot may have the configuration of a particular character when viewed from the top.

[0024] The adhesive device for false eyelashes may be transparent or translucent.

[0025] The adhesive device for false eyelashes may have any one of yellow, pink, black and purple colors.

[0026] The upper and the lower portion of the adhesive device for false eyelashes can be made to have different adhesive strength.

[0027] The adhesive device for false eyelashes can be manufactured by dropping the adhesive onto the release paper through the nozzle of the dispenser that contains liquid phase adhesive in the prescribed configuration and thickness in accordance with the configuration of the tip of the nozzle and by letting the adhesive to dry naturally by leaving it at room temperature or by putting it into the dry chamber at the temperature of 100° C. to 200° C., for 1 to 5 minutes, respectively.

[0028] Such naturally dried or dry chamber dried adhesive device for false eyelashes can be manufactured by dropping adhesive with different adhesive strength through the nozzle of the dispenser for the adhesive to put the coating on, and by letting the adhesive to dry naturally by leaving it at room temperature or by putting it into the dry chamber at the temperature of 100° C. to, 200° C. for 1 to 5 minutes, respectively.

[0029] The adhesive device for false eyelashes can be manufactured by coating the entire surface of the release paper with adhesive by using the nozzle of the dispenser containing liquid phase adhesive, and by drying the adhesive by putting it into the dry chamber at the temperature of 100° C. to 200° C. for 1 to 5 minutes, respectively.

[0030] The adhesive device for false eyelashes can be manufactured by dropping adhesive with different adhesive strength on top of the adhesive layer coated on and dry chamber dried release paper through the nozzle of the

dispenser for adhesive, and by drying the adhesive by putting it into the dry chamber at the temperature of 100° C. to 200° C. for 1 to 5 minutes, respectively before covering the top of the adhesive layer with another release paper and cutting it into desired sizes.

[0031] The adhesive device for false eyelashes can be manufactured by turning the solid phase adhesive into liquid phase through heating in the melting compartment, dropping the liquid phase adhesive onto the release paper through the nozzle of the dispenser that is connected to the melting compartment in the prescribed configuration and thickness in accordance with the configuration of the tip of the nozzle, and by letting the adhesive to dry naturally by leaving it at room temperature or by putting it into the dry chamber at the temperature of 100° C. to 200° C. for 1 to 5 minutes, respectively.

[0032] Such adhesive device for false eyelashes formed above can be manufactured by dropping adhesive with different adhesive strength, which has been melted in the melting compartment through the nozzle of the dispenser that is connected to the melting compartment to put the coating on, and by letting the adhesive to dry naturally by leaving it at room temperature or by putting it into the dry chamber at the temperature of 100° C. to 200° C. for 1 to 5 minutes, respectively.

[0033] In addition, the false eyelash kit of this invention can be composed of refill adhesive device section that includes several units of adhesive device for false eyelashes made by solidifying the liquid state adhesive and has one of the configurations including stick type line, arc type line and dot when viewed from the top; and false eyelashes attached to one side of the above refill adhesive device section or on the rear side of the surface to which the above refill adhesive device section has been attached.

[0034] The false eyelash kit has a adhesive device attachment aid. The adhesive device attachment aid has the false eyelashes attachment section being attached to the false eyelashes on the front wall, the adhesive device attachment section in the form of a groove on one of the sides of the false eyelashes attachment section for the attachment of adhesive device, and handle section being protuberance connected to the rear wall.

[0035] The adhesive device attachment section is composed with the addition of the bonding section of the body with groove on the lower surface.

[0036] In the above false eyelash kit, the lateral aspect of the adhesive device for false eyelashes in the configuration of stick shaped line or arc shaped line can have any one of circle, star shape, rectangle, oval shape, semi-circle, pentagon, hexagon, heptagon and octagon shapes, and rectangular or circular groove may be situated on one side of these lateral aspects.

[0037] The aforementioned dot may have any one of the circle, semi-circle, oval shape, star shape, heart shape, pentagon, hexagon, heptagon, octagon and animal configuration when viewed from the top.

[0038] The aforementioned dot may also be in the configuration of a particular character when viewed from the top.

Advantageous Effect

[0039] According to this invention, it is made only of adhesive. Therefore, it has thinner thickness, the feeling of irritation by foreign matter is reduced, gives more natural

looking eyelashes, processing is easy, is low priced, can be mass produced, the rate of defective products with poor adhesive strength is lowered and reduces the feeling of irritation by foreign matter by the user as well as gives more natural looking eyelashes.

[0040] In addition, this invention offers the false eyelash kit composed of adhesive device for false eyelashes made of only prescribed adhesive, adhesive device attachment aid used to attach the said adhesive device for false eyelashes onto the false eyelashes, and false eyelashes in order for users to easily attach the false eyelashes onto the eyelids.

[0041] Although the existing adhesive for the adhesive device for false eyelashes required time to be dried after having been applied to the eyelash lines, the adhesive device for false eyelashes of this invention does not need time for drying and can be attached to the human body much more easily by taking it off from the tray.

[0042] In particular, the adhesive device for false eyelashes of this invention is much easier to be attached by the user in comparison to the existing products.

DESCRIPTION OF DRAWINGS

[0043] FIG. 1 is an example of the adhesive device for false eyelashes of this invention.

[0044] FIG. 2 is an example of the cross-section of one of the sides of the adhesive device for false eyelashes of this invention.

[0045] FIG. 3 is an example of the configuration seen from the top of the adhesive device for false eyelashes of this invention.

[0046] FIG. 4a is a diagram of the view of the adhesive device for false eyelashes of this invention being attached to the release paper seen from the top.

[0047] FIG. 4b is the perspective diagram of FIG. 4a.

[0048] FIG. 5 is an example of the false eyelash kit with adhesive device for false eyelashes attached to the rear and false eyelash attached to the front.

[0049] FIG. 6 is an example of the false eyelash kit with the adhesive device for false eyelashes and the false eyelashes attached to the front surface.

[0050] FIG. 7a is an example of the body of the false eyelash kit of the FIG. 5.

[0051] FIG. 7b is another example of the body of the false eyelash kit of FIG. 5 for which a multiple number of false eyelashes can be attached.

[0052] FIG. 8 is a perspective diagram of the adhesive device attachment aid of one embodiment of this invention.

[0053] FIG. 9 is a base diagram of the adhesive device attachment aid of FIG. 8.

[0054] FIG. 10 is a frontal view diagram of the adhesive device attachment aid of FIG. 8.

[0055] FIG. 11 is a dismantled perspective diagram of false eyelash kit equipped with an adhesive device attachment aid.

[0056] FIG. 12 is an example of the false eyelash kit composed of adhesive device for false eyelashes, adhesive device attachment aid and false eyelashes.

[0057] FIG. 13 is another example of the false eyelash kit composed of adhesive device for false eyelashes, adhesive device attachment aid and false eyelashes.

SUMMARY OF THE INVENTION

[0058] The adhesive device for false eyelashes of this invention is made in prescribed configuration and thickness by solidifying prescribed adhesive. That is, the adhesive device for false eyelashes is made by dropping the liquid phase adhesive or melted solid phase adhesive onto the release paper through the nozzle with the prescribed configuration and thickness in accordance with the configuration of the tip of the said nozzle, and letting the adhesive to dry. Depending on the situation, the adhesive material for false eyelashes can be made of 2 layers with different adhesive strengths.

[0059] The adhesive device for false eyelashes can be in the form of a line or a dot on the release paper.

[0060] If it is in the form of a line on the release paper, the lateral aspect of this line may be in any of circle, star shape, rectangle, oval shape, semi-circle, pentagon, hexagon, heptagon and octagon shapes. Also, rectangular or circular groove may be placed on one of the sides of these rectangle, circle and oval shapes.

[0061] In addition, the line configuration may be straight or arc shaped.

[0062] If it is in the configuration of a dot on the release paper, the dot may assume various shapes including circle, semi-circle, oval shape, star shape, heart shape, various polygons, particular character and animal configurations.

[0063] The false eyelash kit may be composed of adhesive device for false eyelashes and false eyelashes, or of adhesive device for false eyelashes, adhesive device attachment aid and false eyelashes. In addition, there may be false eyelash kit with false eyelashes attached to the front and adhesive device for false eyelashes to the rear, or false eyelash kit with both the adhesive device for false eyelashes and false eyelashes attached to the front.

DETAILED DESCRIPTION OF THE INVENTION

[0064] The adhesive device for false eyelashes and false eyelash kit of this invention will be explained in detail below by making reference to the attached figures.

<Adhesive Device for False Eyelashes>

[0065] The adhesive device for false eyelashes of this invention is made by solidifying the prescribed adhesive in prescribed configuration and thickness. First, the manufacturing procedure of the adhesive device for false eyelashes is explained below.

[0066] There are 5 methods of manufacturing the adhesive device for false eyelashes.

[0067] The first method is to drop the adhesive onto the release paper (the release paper means one of release paper, release film and release plastic in this invention) through the nozzle of the dispenser for liquid phase adhesive in prescribed configuration and thickness in accordance with the configuration of the tip of the said nozzle. It is then left to be naturally dried at room temperature.

[0068] Depending on the circumstances, adhesive is coated again by dropping it on to the naturally dried adhesive device for false eyelashes through the nozzle of the dispenser for adhesive. At this time, the second adhesive will have different adhesive strength from the adhesive already coated and naturally dried on the adhesive device for false

eyelashes. The second adhesive will also be left to be naturally dried at room temperature.

[0069] In the case of forming a single layer with a single type of adhesive, the adhesive strength of the adhesive device for false eyelashes will be the same for the surface that comes in contact with skin and that for the false eyelashes.

[0070] If 2 types of adhesives have been laminated, the side of the adhesive device for false eyelashes that comes in contact with skin and that for the false eyelashes will have different adhesive strengths. That is, the surface that comes in contact with the false eyelashes will have higher adhesive strength than the surface that comes in contact with the skin to protect the skin.

[0071] Here, the 2 types of the adhesives can be of the same category of adhesive but with different adhesive strengths. Also, the 2 types of the adhesives may be of different categories of adhesive with different adhesive strengths.

[0072] The second method is to drop the drop the adhesive onto the release paper through the nozzle of the dispenser for liquid phase adhesive in prescribed configuration and thickness in accordance with the configuration of the tip of the said nozzle. It is then dried in the dry chamber at the temperature of 100° C. to 200° C., for 1 to 5 minutes, respectively.

[0073] Depending on the circumstances, a second adhesive will be coated by dropping it onto the dry chamber dried adhesive device for false eyelashes through the nozzle of the dispenser for adhesive. At this time, the second adhesive will have different adhesive strength from the adhesive used for the already dried adhesive device for false eyelashes. The second adhesive is then dried in the dry chamber at the temperature of 100° C. to 200° C., for 1 to 5 minutes, respectively.

[0074] The third method is to coat the entire top portion of the release paper with adhesive through the nozzle of the dispenser for liquid phase adhesive. It is then dried in the dry chamber at the temperature of 100° C. to 200° C., for 1 to 5 minutes, respectively.

[0075] Depending on the circumstances, a second adhesive is coated onto the dry chamber dried adhesive layer on top of the release paper through the nozzle of the dispenser for adhesive. At this time, the second adhesive has different adhesive strength from the adhesive used for the already dried adhesive layer. It is then dried in the dry chamber at the temperature of 100° C. to 200° C., for 1 to 5 minutes, respectively.

[0076] Another release paper is put on top of the adhesive layer created above and adhesive device for false eyelashes is produced by cutting them into the prescribed configurations.

[0077] The fourth method is the same as the first to the third method by uses solid phase adhesive, which is melted for application, rather than using liquid phase adhesive to start with.

[0078] That is, for example, solid phase adhesive is put into melting compartment and turned into liquid phase by heating it. This liquefied adhesive is dropped onto the release paper through the nozzle connected to the said melting compartment in the prescribed configuration and thickness in accordance with the configuration of the tip of the said nozzle. It is then either naturally dried at room temperature or in the dry chamber.

[0079] In this invention, hot-melt adhesive, in particular, the medical hot melt adhesive that can be used on human body can be used. The adhesive of this invention, for example the said hot-melt adhesive, can be made by including Styrene Isoprene Styrene Rubber (SIS Rubber), hydrocarbon resin (HCR, petroleum resin), rosin, anti-oxidant and oil, etc. Depending on the situation, commercially available hot-meld adhesive can be used.

[0080] Depending on the situation, the adhesive may be composed of 5-18% polyvinyl alcohol by weight, 2-25% acryl resin alkanolamine by weight, 0-7% glycerin by weight, 0-4% rosin (or rosin derivative) by weight and remaining weight percent of purified water.

[0081] FIG. 1 is an example of the adhesive device for false eyelashes of this invention while the FIG. 2 is an example of the cross-section of one of the sides of the adhesive device for false eyelashes of this invention.

[0082] Adhesive device for false eyelashes (20), as illustrated in the FIG. 1 (a), FIG. 1 (b), FIG. 1 (d) to (f), can form a line shape on top of the release paper (10) or, as illustrated in the FIG. 1 (c), be in the form of dot on the top of the release paper (10).

[0083] The adhesive device for false eyelashes (20) in the FIG. 1(a) forms straight line rod shape with circular lateral aspect, one side of the adhesive device for false eyelashes with circular lateral aspect (20) comes into contact with the skin while the other side comes into contact with the false eyelashes. In general, it is not pressed down hard to make it firmly adhere to the false eyelashes or skin. Rather, adjust the location by slightly sticking it and once the location has been set, apply pressure to make it adhere firmly. When the adhesive device for false eyelashes (20) is pressed down hard, it will spread out laterally to form customized fitting. In particular, the lateral aspect is in circle. Therefore, if error was made initially in terms of setting the position, it can be taken off easily since the initial contact surface area is small. Therefore, it is very easy to fix the position for adhesion of the false eyelashes.

[0084] The adhesive device for false eyelashes (20) in FIG. 1(b) forms straight line rod shape with star shaped lateral aspect. One of the sides of the adhesive device for false eyelashes with star shaped lateral aspect (20) comes in contact with the skin while the other side comes in contact with the false eyelashes. In this case, 2 of the tips of the star configuration come in contact with the skin while one tip of the star configuration on the other side will be adhered to the false eyelashes.

[0085] Since it has the tips of the star shape, the initial contact area is even smaller than the circle shape of FIG. 1(a), making it even easier to correct the erroneous initial positioning.

[0086] The adhesive device for false eyelashes (20) in FIG. 1(c) is composed of semi-spherical dot. User can use the adhesive device for false eyelashes (20) made up of semi-spherical dot by sticking several of these onto the upper portion of the false eyelashes. In this way, it is possible to reduce the total area of the adhesive device that comes into contact with the skin. Therefore, it can reduce the damages that may be caused by the adhesive device and, depending on the circumstances, it can be used very conveniently when the false eyelashes are cut up for attachment.

[0087] The adhesive device for false eyelashes (20) in FIG. 1(d) forms straight line rod shape with rectangular groove in the rectangular lateral aspect. One of the sides of

the adhesive device for false eyelashes (20) with rectangular groove in the rectangular lateral aspect comes into contact with skin while the other side comes into contact with false eyelashes. In this case, the side with rectangular groove comes into contact with the skin while the flat side on the opposite site will come into contact with the false eyelashes. [0088] That is, by having a groove, the area of the side that comes into contact with the skin will be increased to ensure more stable adhesion to the skin.

[0089] The adhesive device for false eyelashes (20) in FIG. 1(e) forms straight line rod shape with rectangular groove in the circular lateral aspect. One of the sides of the adhesive device for false eyelashes (20) with rectangular groove in the circle comes into contact with the skin, while the other side comes into contact with the false eyelashes. That is, the lateral aspect with rectangular groove comes into contact with the skin and the opposite side will be adhered to the false eyelashes. In this case, in comparison to the FIG. 1(d), adhesive device for false eyelashes (20) with rectangular groove in the circular lateral aspect has the circular portion, that is the arc portion, with smaller area of initial contact to come into contact with the false eyelashes, making it easier to make correction if it is set erroneously for the positioning.

[0090] The adhesive device for false eyelashes (20) of FIG. 1(f) forms straight line rod shape with rectangular shaped lateral aspect. One of the sides of the rectangular shaped adhesive device for false eyelashes (20) comes into contact with the skin, while the other side comes into contact with the false eyelashes.

[0091] Although the adhesive device for false eyelashes (20) in the FIG. 1 has only straight line rod shape and circular dot configuration when viewed from the top, other configurations including arc type, rectangular and oval shape types can be made.

[0092] FIG. 2 shows various lateral aspect of the adhesive device for false eyelashes (20) in the FIGS. 1(a) and (b). The lateral aspect of the adhesive device (20) is in any one of the shapes of star shape, pentagon, hexagon, heptagon, octagon, square, rectangle with rounded ends, oval shape, circle and semi-circle, etc. In addition, format with rectangular or circular groove on one of the sides of these rectangle and circle, for example, oval shape with square groove, circle with square groove, oval shape with semi-circular groove, circle with semi-oval shaped groove, square with square groove, square with right angle rectangular groove, rectangle with square groove, rectangle with rectangular groove, etc. are possible.

[0093] In the case of the configurations with rectangular or circular groove in rectangle, circle and oval shapes, the initial surface area of contact is small but the area of contact formed by pressing on them will increase to enable the false eyelashes to adhere better.

[0094] FIG. 3 displays examples of the configurations of the upper surface of the adhesive device for false eyelashes of this invention. That is, FIG. 3 illustrates the appearance of the adhesive device for false eyelashes (20) attached to the top of the release paper seen from the top.

[0095] The adhesive devices for false eyelashes (20) in FIG. 3(a) have adhesive device for false eyelashes in arc form and are separated from each other when being dropped on the release paper (10), but also in the manner that allows them to be combined to form a circle. In this case, the space provided between the adhesive devices makes it easier for

the user to take off the release paper when using the adhesive device for false eyelashes (20).

[0096] The adhesive device for false eyelashes with arc form in FIG. 3(b) is separated from each other, but forms a straight line. The lateral cross-section of the adhesive device for false eyelashes with arc form may be in the shapes illustrated in the FIG. 2.

[0097] The FIG. 3(c) is the adhesive device for false eyelashes that forms straight line rod shape while the FIG. 3(d) is the adhesive device for false eyelashes with the lateral aspect in the shape of rectangle with rounded corners.

[0098] The FIG. 3(e) and the FIG. 3(f) are the adhesive devices for false eyelashes with rectangular shape. The FIG. 3(e) is designed to use 2 rectangular shaped adhesive devices for false eyelashes to attach a single false eyelash and is smaller than the rectangular shaped adhesive device for false eyelashes of the FIG. 3(f) in size.

[0099] The FIG. 3(g) is an adhesive device for false eyelashes with dot configuration. Although the FIG. 1(c) illustrated only a circle shape, it could be in various shapes including semi-circle, oval shape, star shape, heart shape and various polygons. Depending on the circumstances, it may be in the configurations of particular character and animal, etc.

[0100] FIG. 3(g) is a semi-circle shaped adhesive device for false eyelashes.

[0101] The adhesive device for false eyelashes of this invention could be transparent or translucent with various colors including yellow, pink, black, purple and white, etc. This can be achieved by adding prescribed colors to the liquid adhesive prior to the manufacturing of the adhesive device.

[0102] The FIG. 4a is a diagram that illustrates the image of the adhesive device for false eyelashes of this invention being set on top of the release paper, as seen from the top while the FIG. 4b is the perspective diagram of the FIG. 4a.

[0103] The FIG. 4a(a) and the FIG. 4b(a), similar to the FIG. 3(a), illustrates the arc shaped adhesive device for false eyelashes (20) set on top of the release paper (10) in a circular format. Although the multiple numbers of adhesive device for false eyelashes (20) are set on top of the release paper (10), an empty space is situated on the middle of the circle formed on the release paper in order to allow the release paper (10) to be taken off from the adhesive device for false eyelashes (20) without being intertwining the adhesive device for false eyelashes (20) due to limited space.

[0104] The FIG. 4a(b) and the FIG. 4b (b), similar to the FIG. 3(b), illustrates the arc shaped adhesive device for false eyelashes (20) set on top of the release paper (10) in arc configuration that is quite similar to the contour of the eyes. Therefore, there is reduced possibility of the adhesive device for false eyelashes (20) being exposed outwardly. In addition, the adhesive device for false eyelashes with arc configuration (20) has more space available than the adhesive device for false eyelashes with straight line configuration (20), thereby making it easier to take the release paper off when attaching to the eyebrows.

[0105] The FIG. 4a (c) and the FIG. 4b (c), similar to the FIG. 3(c), illustrates the straight line shaped adhesive devices for false eyelashes (20) set on top of the release paper (10) and the straight line shaped adhesive devices can be used by cutting it into the length the user wants.

[0106] For the FIG. 4a (a) to FIG. 4a(c), the same configuration of the adhesive device for false eyelashes (20) as the FIG. 1(a), FIG. 1(b) and FIG. 1(d) to (f) can be applied.

[0107] The FIG. 4a (d) and the FIG. 4b (d), similar to the FIG. 3 (g), illustrate adhesive device for false eyelashes (20) with dot configuration set on top of the release paper (10). Although only circle shape is illustrate here, a wide range of different shapes including semi-circle, oval shape, star shape, heart shape and various polygons can be formed. Depending on the circumstances, configurations including particular character and animals can also be formed.

[0108] In this invention, the upper layer of the adhesive device for false eyelashes can be made in super light peel strength (i.e. super light release strength) layer and the bottom layer in medium peel strength (i.e. medium strength release) layer.

[0109] In this invention, the adhesive device for false eyelashes is a type of a release film with different release ability according to the release surface (material with the property of being released), which can be used to enable the release film on the upper surface to be more easily detached when attaching it to the false eyelashes. On the contrary, greater adhesive strength on the opposite side will enable the false eyelash to stay in its place on the eyelid even during strenuous exercises including sports.

<False Eyelash Kit>

[0110] False eyelash kit is composed of adhesive device for false eyelashes and false eyelashes, or of adhesive device for false eyelashes, adhesive device attachment aid and false eyelashes.

[0111] The FIG. 5 is an example of the false eyelash kit with the adhesive device for false eyelashes attached to the rear and the false eyelashes attached to the front while the FIG. 6 is an example of the false eyelash kit with both the adhesive device for false eyelashes and the false eyelashes attached to the front.

[0112] The FIG. 5(a) is the frontal view of the false eyelash kit with attached false eyelashes and the body for the attachment of the false eyelashes (70) is integrated with the body of the false eyelash kit (80).

[0113] The FIG. 5(b) is the rear view of the false eyelash kit with attached adhesive device for false eyelashes (20) equipped with refill adhesive device section (30) made up of multiple number of adhesive devices for false eyelashes.

[0114] In the case of the false eyelash kit of the FIG. 6, false eyelashes and refill adhesive device section (30) are attached at the front.

[0115] In the case of the false eyelash kit of the FIG. 5 and the FIG. 6, the false eyelashes are attached to the settling in section of the false eyelashes formed in the body of the false eyelash kit, while the adhesive device for false eyelashes (20) with a diverse range of configurations can be attached in a wide range of formats to the refill adhesive device section (30).

[0116] FIG. 7a is an example of the body of the false eyelash kit of the FIG. 5.

[0117] The FIG. 7b is another example of the body of the false eyelash kit of the FIG. 5 to which multiple numbers of false eyelashes can be attached. As it is equipped with multiple numbers of body for attachment of false eyelashes (70), several false eyelashes can be attached.

[0118] The body of the false eyelash kit (80) can be made of release film (PET or PVC materials) and can be manufactured through Vacuum Tray format.

[0119] False eyelash kit composed of the adhesive device for false eyelashes, adhesive device attachment aid and false eyelashes are explained below.

[0120] The FIG. 8 is a perspective diagram of the adhesive device attachment aid while the FIG. 9 is base drawing of the adhesive device attachment aid, FIG. 10 is a frontal view diagram of the adhesive device attachment aid and the FIG. 11 is the disassembly perspective diagram of the false eyelash kit equipped with the adhesive device attachment aid.

[0121] As illustrated in the FIG. 8 to the FIG. 10, the false eyelashes is attached to the false eyelashes attachment section (120) of the adhesive device attachment aid (110). If the adhesive strength of the false eyelashes is reduced, attach the false eyelashes after having inserted the adhesive device for false eyelashes of the refill adhesive device section (30) into the adhesive device attachment section (130) with semi-cylindrical configuration, and attach the false eyelash to which the adhesive device for false eyelashes has been attached to the eyelid, that is the area immediately above or below the user's natural eyelashes.

[0122] The false eyelashes attachment section (120) is situated at the front lateral wall of the adhesive device attachment aid (110), while the adhesive device attachment section (130) is situated on the upper portion of the false eyelashes attachment section (120) and bonding section to the body (140) with groove (135) is situated on the lower portion. The body bonding section (140) is designed to combine with the bonding section of the false eyelash kit (85). In addition, there is a handle section (150) that is connected to the rear lateral wall of the adhesive device attachment aid (110). Here, the body bonding section (85) of the false eyelash kit is established in groove configuration in the body of the false eyelash kit and there it is equipped with a protuberance (87) within the said groove. Although it is explained here that the body bonding section (140) is equipped with a groove (135) while the bonding section (85) of the false eyelash kit is equipped with a protuberance (87), and that the said groove (135) and the said protuberance (87) are combined, it is possible, depending on the circumstances, to equip the body bonding section (140) with a protuberance and the body bonding section of the false eyelash kit (85) with a groove in order to have the said groove and the said protuberance to combine.

[0123] The user can detach the adhesive device attachment aid (110) from the false eyelash kit for application.

[0124] Depending on the circumstances, commercially available adhesive device attachment aid can be used for the adhesive device attachment aid (110).

[0125] The FIG. 12 is an example of the false eyelash kit composed of the adhesive device for false eyelashes, adhesive device attachment aid and false eyelashes while the FIG. 13 is another example of the false eyelash kit composed of the adhesive device for false eyelashes, adhesive device attachment aid and false eyelashes.

[0126] The FIG. 12 illustrates the attachment of the adhesive device attachment aid (110) to frontal aspect of the body of the false eyelash kit (80), and false eyelashes is attached to the false eyelashes attachment section (120) of the adhesive device attachment aid (110). Refill adhesive device section (30) that includes multiple numbers of adhesive

device for false eyelashes is attached to the rear aspect of the body of the false eyelash kit (80).

[0127] The FIG. 13 illustrates the adhesive device attachment aid (110) attached with false eyelashes on the frontal portion of the body of the false eyelash kit (80) and attached with refill adhesive device section (30) that includes multiple numbers of the adhesive device for false eyelashes.

[0128] The FIG. 12 and the FIG. 13 illustrates the refill adhesive device section (30) to which the adhesive device for false eyelashes (20) with a diverse range of shapes can be attached in a wide range of configurations.

[0129] The false eyelash kit of the FIG. 7a, FIG. 7b, FIG. 12 and FIG. 13 is designed to put plastic cover on this section or put the body of the false eyelash kit (80) into a plastic box in order to cover the body for the attachment of the false eyelashes (70) which the false eyelashes are attached.

[0130] This invention is for the adhesive device for false eyelashes with lowered thickness, ease of processing, lower price, possibility of mass production, reduced occurrence rate of defective goods with poor adhesive strength, reduced feeling of irritation by foreign matter for the user and more natural looking eyelashes since it is made only of adhesives, and the false eyelash kit that includes the said adhesive device for false eyelashes, which are used in cosmetic industry.

[0131] Desirable specific implementation examples of this invention was illustrated and explained above. However, this invention is not limited only to the implementation examples described and any one with customary knowledge in the technology area to which this invention belongs would be able to make an extensive range of modifications while complying with the substance of the technological elements of this invention described in the 'scope of request' below.

What is claimed is:

1. An adhesive device for false eyelashes, wherein one of the sides of it attaches to the upper portion of the false eyelashes and the other side of it attaches to the skin; said adhesive device comprising:

The adhesive device is made by solidifying the liquid phase adhesive, and has stick type line or arc type line when viewed from the top.

2. The adhesive device for false eyelashes according to claim 1,

wherein the adhesive device has lateral aspect that is in any one of the shapes of circle, star shape, rectangle, oval shape, semi-circle, pentagon, hexagon, heptagon and octagon.

3. The adhesive device for false eyelashes according to claim 2,

wherein the adhesive device has one of the sides of the lateral aspect that is equipped with rectangular or circular groove.

4. An adhesive device for false eyelashes, wherein one of the sides of it attaches to the upper portion of the false eyelashes and the other side of it attaches to the skin; said adhesive device comprising:

the adhesive device is made by solidifying the liquid phase adhesive, and has the dot configuration when viewed from the top.

5. The adhesive device for false eyelashes according to claim 4,

wherein the dot configuration is in any one of the shapes of circle, semi-circle, oval shape, star shape, heart shape, pentagon, hexagon, heptagon and octagon when viewed from the top.

6. The adhesive device for false eyelashes according to claim 4,

wherein the dot configuration is in the shape of animal when viewed from the top.

7. The adhesive device for false eyelashes according to claim 4,

wherein the dot configuration is in the shape of particular character when viewed from the top.

8. The adhesive device for false eyelashes according to claim 1,

wherein the adhesive device is either transparent or translucent.

9. The adhesive device for false eyelashes according to claim 1,

wherein the adhesive devices in any one color of yellow, pink, black and purple color.

10. The adhesive device for false eyelashes according to claim 1,

wherein the adhesive device has different adhesive strength on the upper and the lower surface.

11. The adhesive device for false eyelashes according to claim 1,

wherein the adhesive device manufactured by dropping the adhesive on top of the release paper through the nozzle of the dispenser for liquid phase adhesive in the prescribed configuration and thickness in accordance with the configuration of the tip of the said nozzle, and by letting it dry naturally at room temperature or in the dry chamber with temperature of 100° C. to 200° C., for 1 to 5 minutes.

12. The adhesive device for false eyelashes according to claim 11,

wherein the adhesive device that naturally is dried or is dried in the dry chamber, is coated by dropping adhesive with different adhesive strength through the nozzle of the dispenser for adhesive, and is dried naturally at room temperature or dried in the dry chamber with temperature of 100° C. to 200° C. for 1 to 5 minutes

13. The adhesive device for false eyelashes according to claim 1,

wherein the adhesive device manufactured by coating the entire top surface of the release paper with adhesive through the nozzle of the dispenser for liquid phase adhesive, and by drying it in the dry chamber with temperature of 100° C. to 200° C. for 1 to 5 minutes.

14. The adhesive device for false eyelashes according to claim 13,

wherein the adhesive device manufactured by coating adhesive with different adhesive strength on to the dry chamber dried adhesive layer on the release paper through the nozzle of the dispenser for adhesive, and drying the second adhesive in the dry chamber with temperature of 100° C. to 200° C. for 1 to 5 minutes, prior to putting another release paper on top of the adhesive layers, which is then cut into desirable shapes and sizes.

15. The adhesive device for false eyelashes according to claim 1,

wherein the adhesive device manufactured by converting the solid phase adhesive into liquid phase by heating it

in a melting compartment, which is then dropped onto the top of the release paper through the nozzle connected to the melting compartment in the prescribed configuration and thickness in accordance with the configuration of the tip of the nozzle, and by letting it dry naturally at room temperature or in the dry chamber with temperature of 100° C. to 200° C. for 1 to 5 minutes.

16. The adhesive device for false eyelashes according to claim 15,

wherein the adhesive device manufactured by converting the second solid phase adhesive with different adhesive strength into liquid phase by heating it in the melting compartment, which is then dropped and coated onto the adhesive device through the nozzle connected to the melting compartment, and by letting it dry naturally at room temperature or in the dry chamber with temperature of 100° C. to 200° C. for 1 to 5 minutes.

17. A false eyelash kit comprising:

refill adhesive device section that includes several adhesive device for false eyelashes made by solidifying liquid phase adhesive with one of stick type line, arc type line and dot configurations when viewed from the top;

false eyelash that is attached to one of the sides of the refill adhesive device section or to the rear aspect of the surface to which the refill adhesive device section has been attached.

18. The false eyelash kit according to claim 17,

wherein adhesive device attachment aid that has the false eyelashes attachment section being attached to the false eyelashes on the front wall, the adhesive device attachment section in the form of a groove on one of the sides of the false eyelashes attachment section for the attachment of adhesive device, and handle section being protuberance connected to the rear wall.

19. The false eyelash kit according to claim 18, wherein the adhesive device attachment section comprising the body bonding section with groove on the bottom surface.

20. The false eyelash kit according to claim 17,

wherein the adhesive device has stick type line or arc type line configuration, and lateral aspect of the stick type line or the arc type line configuration has any one of the shapes including circle, star shape, rectangle, oval shape, semi-circle, pentagon, hexagon, heptagon and octagon.

21. The false eyelash kit according to claim 20,

wherein the lateral aspect of the stick type line or the arc type line configuration has are rectangular or circular groove.

22. The false eyelash kit according to claim 17,

wherein the dot configuration is in any one of the shapes including circle, semi-circle, oval shape, star shape, heart shape, pentagon, hexagon, heptagon, octagon and animal shapes when viewed from the top.

23. The false eyelash kit according to claim 22,

wherein the dot configuration is in the shape particular character when viewed from the top.

24. The adhesive device for false eyelashes according to claim 1,

wherein the adhesive is composed of SIS Rubber, HCR, rosin, anti-oxidant and oil.

25. The adhesive device for false eyelashes according to claim 1,

wherein the adhesive is composed of 5-18 weight % polyvinyl alcohol, 2-25 weight % acryl resin alkanolamine, 0-7 weight % glycerin, 0-4 weight % rosin or rosin derivative and remaining weight percent of purified water.

* * * * *