

US00D396604S

United States Patent [19]
Wallays

[11] **Patent Number:** **Des. 396,604**
[45] **Date of Patent:** ****Aug. 4, 1998**

- [54] **KITCHEN IMPLEMENT HANDLE**
- [75] **Inventor:** Nele Wallays, Antwerp, Belgium
- [73] **Assignee:** Dart Industries Inc., Orlando, Fla.
- [**] **Term:** 14 Years
- [21] **Appl. No.:** 76,386
- [22] **Filed:** Sep. 8, 1997
- [51] **LOC (6) Cl.** 07-06
- [52] **U.S. Cl.** D7/401.2; D7/694
- [58] **Field of Search** D7/683-696, 401.2,
D7/395; 16/110 R, 114 R, 114 A, 116 R,
111 R; 30/306, 307, 314-316, 319

FOREIGN PATENT DOCUMENTS

2026309 2/1980 United Kingdom .

OTHER PUBLICATIONS

"La Forme Accessories" Advertisement with Translation undated.

Primary Examiner—Terry A. Wallace
Attorney, Agent, or Firm—John A. Doninger

[57] **CLAIM**

The ornamental design for a kitchen implement handle, as shown and described.

DESCRIPTION

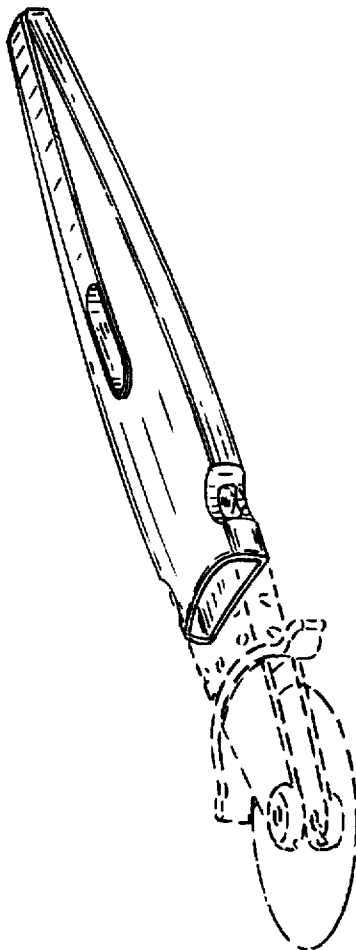
FIG. 1 is a top, front and side perspective view of a kitchen implement handle showing my new design; FIG. 2 is a top plan view thereof; FIG. 3 is a bottom plan view thereof; FIG. 4 is a right side elevation view thereof; FIG. 5 is a left side elevation view thereof; FIG. 6 is a front elevation view thereof; and, FIG. 7 is a rear elevation view thereof.
The broken line showing is for environmental purposes only.

References Cited

U.S. PATENT DOCUMENTS

- D. 172,235 5/1954 Marino .
- D. 221,291 7/1971 Futter .
- D. 286,608 11/1986 Leung D7/688
- D. 366,185 1/1996 Lie D7/401.2
- 4,974,286 12/1990 Stowell et al. .
- 5,479,708 1/1996 Thomas .
- 5,493,781 2/1996 Saito 30/319
- 5,598,634 2/1997 Berns .

1 Claim, 2 Drawing Sheets



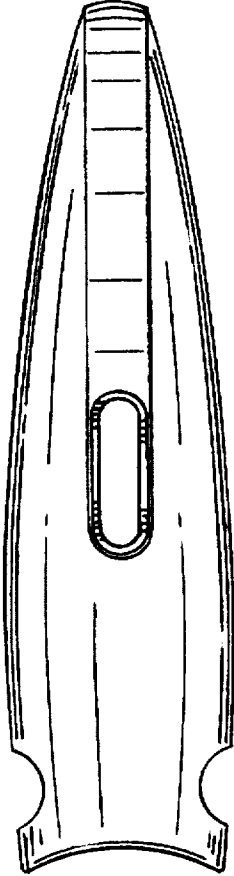
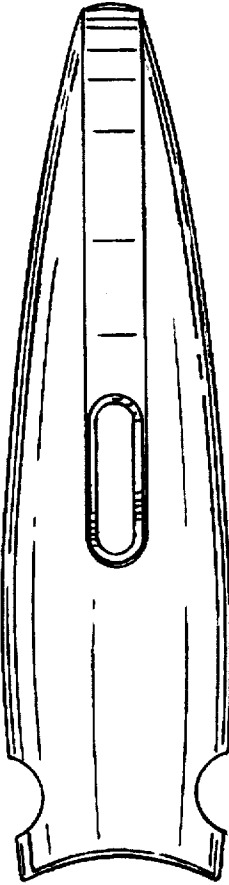
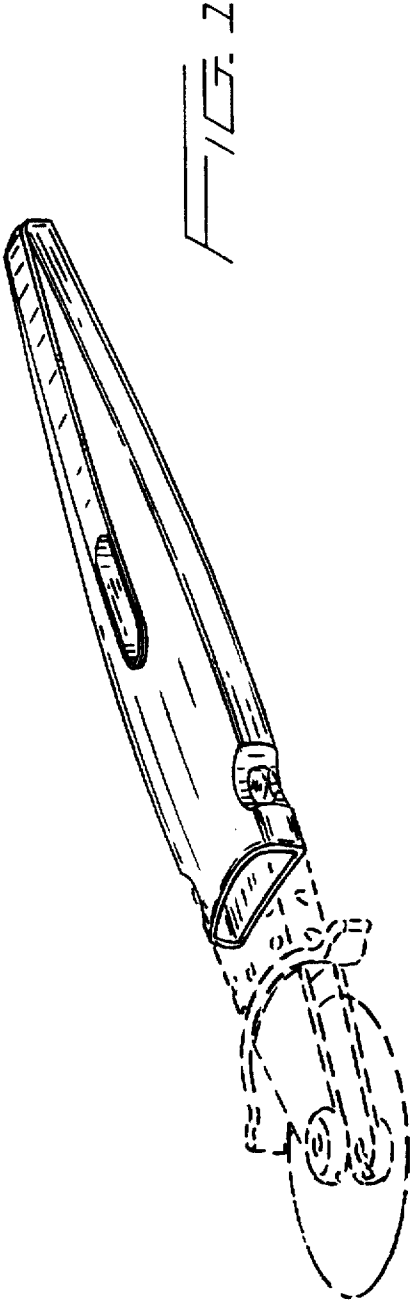




FIG. 4



FIG. 5



FIG. 7



FIG. 6