



US00D344582S

# United States Patent [19]

[11] Patent Number: **Des. 344,582**

**Williams**

[45] Date of Patent: **\*\* Feb. 22, 1994**

[54] **SCENTED FILTER**

4,227,904 10/1980 Kasmark ..... 55/316  
4,563,333 1/1986 Frigon ..... 422/122

[76] Inventor: **Marvin E. Williams, 410 N. Market, Shawnee, Okla. 74801**

*Primary Examiner*—Wallace R. Burke  
*Assistant Examiner*—Lisa Lichtenstein  
*Attorney, Agent, or Firm*—Terry M. Gernstein

[\*\*] Term: **14 Years**

[21] Appl. No.: **6,287**

[57] **CLAIM**

[22] Filed: **Mar. 25, 1993**

The ornamental design for a scented filter, as shown and described.

[52] U.S. Cl. .... **D23/365; D11/67; D23/367**

[58] Field of Search ..... **55/279; D23/365, 366, D23/367; D11/84, 67, 63**

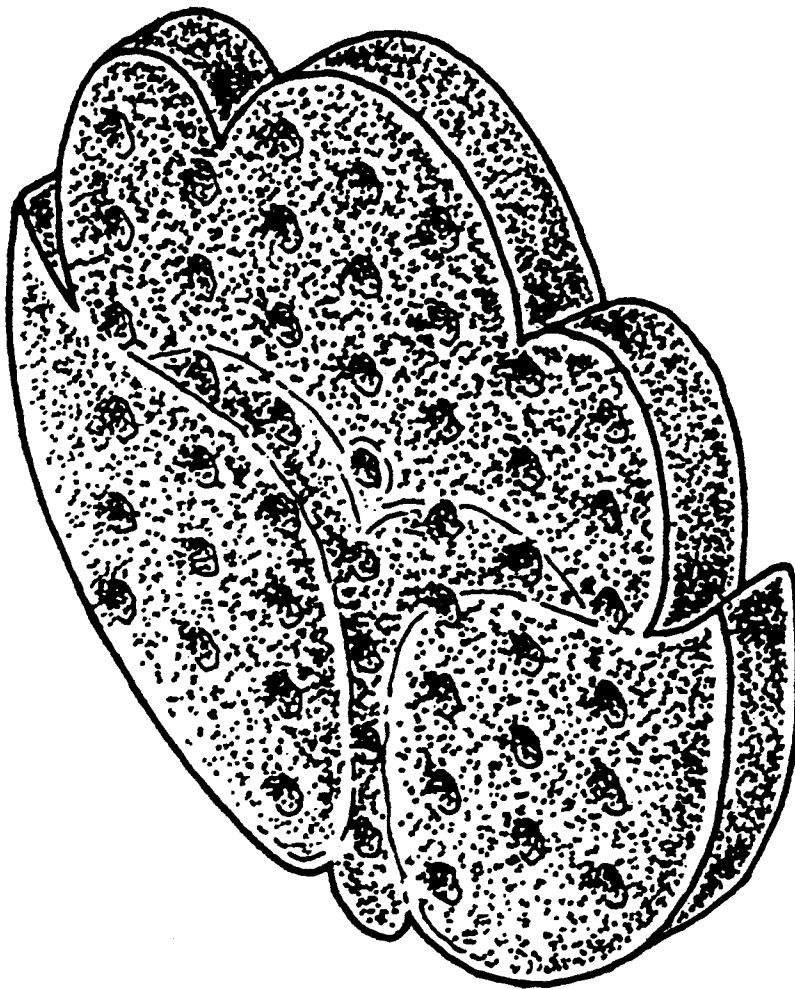
**DESCRIPTION**

[56] **References Cited**

**U.S. PATENT DOCUMENTS**

- D. 36,299 4/1903 Greenman ..... D20/43
- D. 255,203 6/1980 Rothstein ..... D7/396.4
- D. 281,047 10/1985 Colquitt ..... D7/396.5
- 3,905,787 9/1975 Roth ..... 55/488

FIG. 1 is a front, top and side perspective view of the scented filter showing my new design; FIG. 2 is a front elevational view thereof, the rear being a mirror image of the front shown in FIG. 2; FIG. 3 is a side elevational view thereof, the side opposite being a mirror image of the side shown in FIG. 3; FIG. 4 is a top plan view thereof; and, FIG. 5 is a bottom plan view thereof.



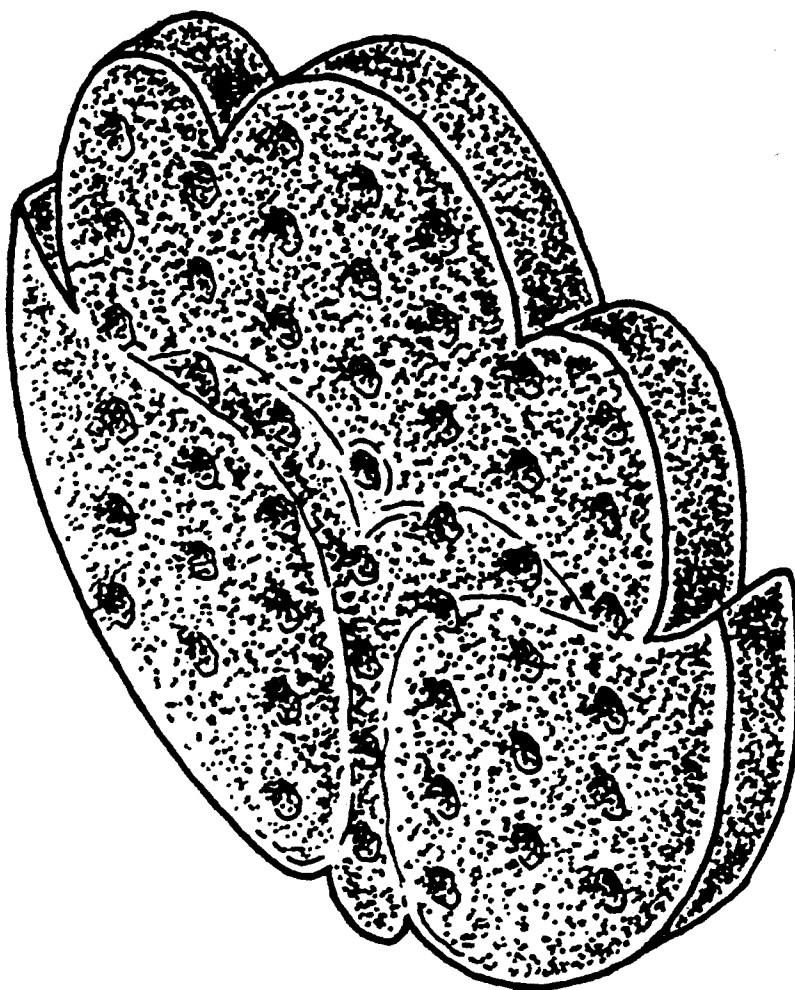


FIG. 1

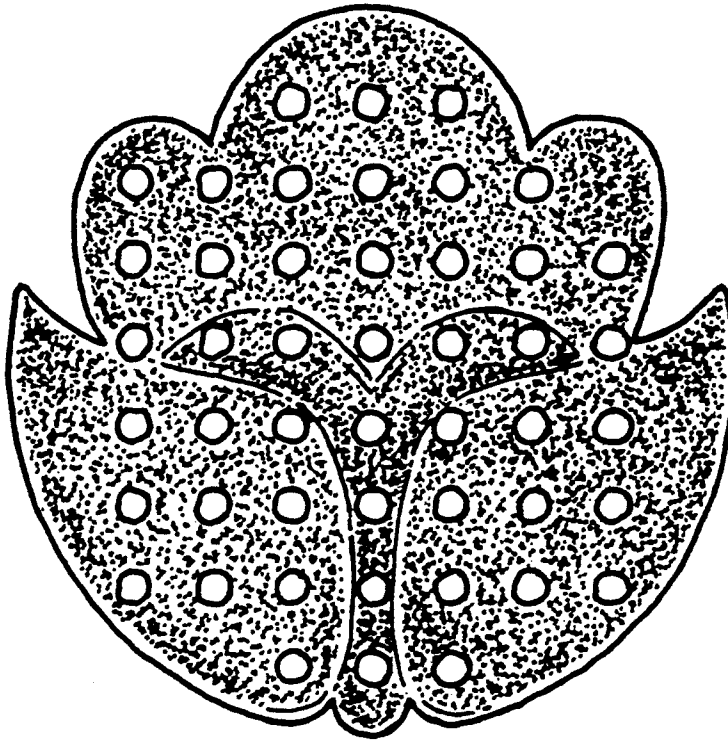


FIG. 2



FIG. 3




FIG. 4



FIG. 5