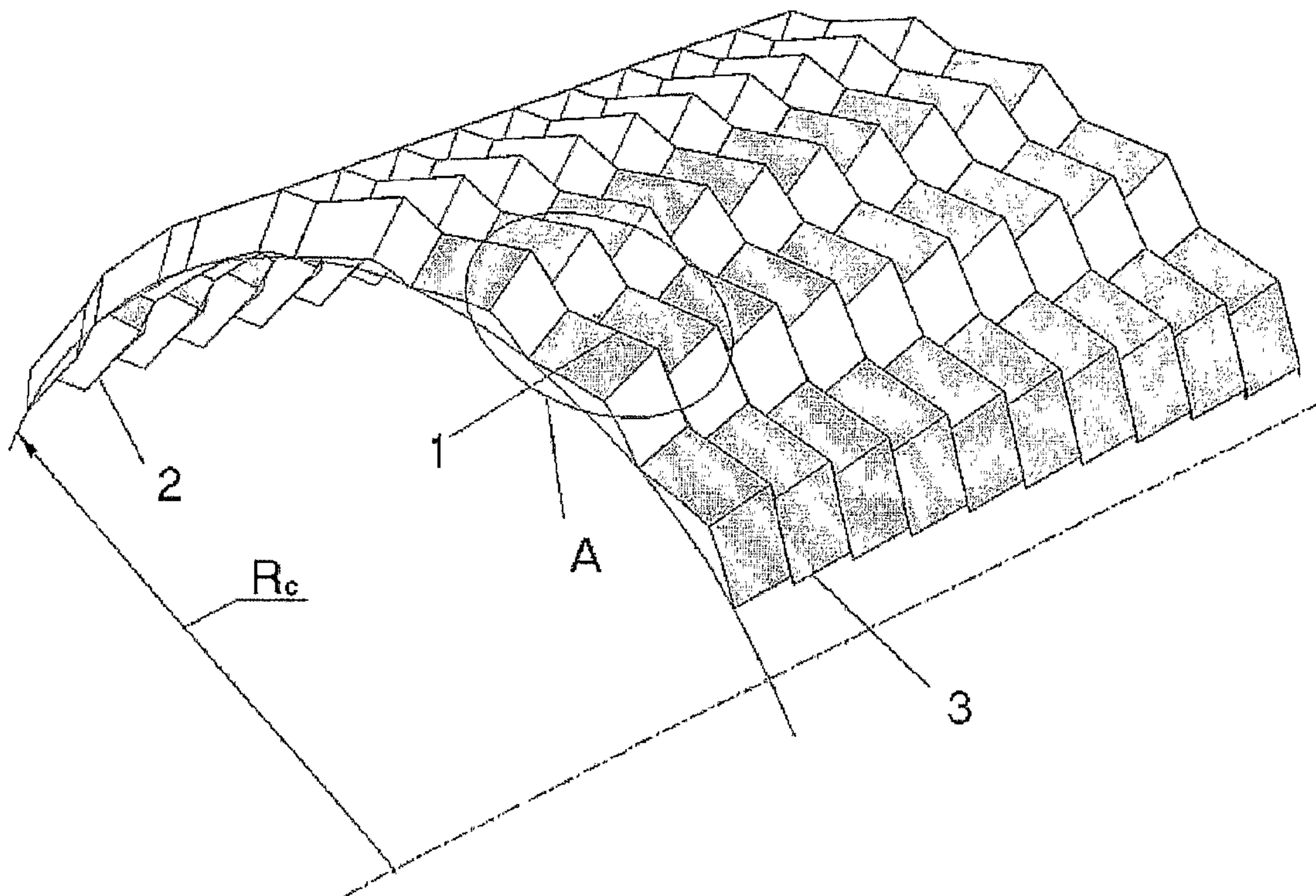




(86) Date de dépôt PCT/PCT Filing Date: 2003/11/20  
 (87) Date publication PCT/PCT Publication Date: 2005/06/02  
 (85) Entrée phase nationale/National Entry: 2006/05/18  
 (86) N° demande PCT/PCT Application No.: RU 2003/000511  
 (87) N° publication PCT/PCT Publication No.: 2005/049307

(51) Cl.Int./Int.Cl. *B31D 3/00* (2006.01),  
*E04C 2/32* (2006.01)  
 (71) Demandeurs/Applicants:  
AIRBUS, FR;  
OTKRYTOE AKTSIONERNOE OBSHESTVO  
"KAZANSKY NAUCHNO-ISLEDOVATELSKY  
INSTITUT AVIATIONNOI TEKHOLOGII", RU  
 (72) Inventeurs/Inventors:  
AKISHEV, NIAZ IREKOVICH, RU;  
ZAKIROV, ILDUS MUHAMETGALEEVICH, RU;  
NIKITIN, ALEXANDR VLADIMIROVICH, RU  
 (74) Agent: TEITELBAUM & MACLEAN

(54) Titre : PROCÉDE POUR FORMER UNE STRUCTURE PLIEE CURVILIGNE  
 (54) Title: METHOD FOR CURVILINEAR FOLDED STRUCTURE PRODUCTION



(57) Abrégé/Abstract:

<p>The invention can be defined in its most general form as the method for sheet material corrugation and can be used for production of aircraft curvilinear sandwich panel folded structure light corrugated core. With the aim to broaden the technological capabilities the corrugated blank is compressed from its sides to joining of ridges providing in its lateral section the curvature radius defined by the curvilinear folded structure design parameters and fixed in such condition block is thermally treated for inner stresses relief in the article material whereupon it is stretched to the curvilinear folded structure parameters given.

(12) INTERNATIONAL APPLICATION PUBLISHED UNDER THE PATENT COOPERATION TREATY (PCT)

(19) World Intellectual Property  
Organization  
International Bureau



(43) International Publication Date  
2 June 2005 (02.06.2005)

PCT

(10) International Publication Number  
**WO 2005/049307 A1**

(51) International Patent Classification<sup>7</sup>: **B31D 3/00**,  
E04C 2/32

(RU). NIKITIN, Alexandr Vladimirovich [RU/RU]; ul.  
S.Khalturina, 11/10-60, 420032 Kazan (RU).

(21) International Application Number:  
PCT/RU2003/000511

(74) Agent: VOSTRIKOV, Gennadi Fedorovich; Leningrad-  
sky pr-t, 47, str. 3, kom. 215, 125167 Moscow (RU).

(22) International Filing Date:  
20 November 2003 (20.11.2003)

(81) Designated States (*national*): AE, AG, AL, AM, AT, AU,  
AZ, BA, BB, BG, BR, BY, BZ, CA, CH, CN, CO, CR, CU,  
CZ, DE, DK, DM, DZ, EC, EE, EG, ES, FI, GB, GD, GE,  
GH, GM, HR, HU, ID, IL, IN, IS, JP, KE, KG, KP, KR,  
KZ, LC, LK, LR, LS, LT, LU, LV, MA, MD, MG, MK,  
MN, MW, MX, MZ, NI, NO, NZ, OM, PG, PH, PL, PT,  
RO, RU, SC, SD, SE, SG, SK, SL, SY, TJ, TM, TN, TR,  
TT, TZ, UA, UG, US, UZ, VC, VN, YU, ZA, ZM, ZW.

(25) Filing Language: English

(26) Publication Language: English

(71) Applicants (*for all designated States except US*):  
AIRBUS [FR/FR]; 1, Rond Point Maurice Bellonte,  
F-31700 Blagnac Cédex (FR). OTKRYTOE AK-  
TSIONERNOE OBSHESTVO "KAZANSKY  
NAUCHNO-ISLEDOVATELSKY INSTITUT AVIAT-  
SIONNOI TEKHNologii" [RU/RU]; ul. Dementieva,  
2, 420036, Kazan (RU).

(84) Designated States (*regional*): ARIPO patent (GH, GM,  
KE, LS, MW, MZ, SD, SL, SZ, TZ, UG, ZM, ZW),  
Eurasian patent (AM, AZ, BY, KG, KZ, MD, RU, TJ, TM),  
European patent (AT, BE, BG, CH, CY, CZ, DE, DK, EE,  
ES, FI, FR, GB, GR, HU, IE, IT, LU, MC, NL, PT, RO,  
SE, SI, SK, TR), OAPI patent (BF, BJ, CF, CG, CI, CM,  
GA, GN, GQ, GW, ML, MR, NE, SN, TD, TG).

(72) Inventors; and

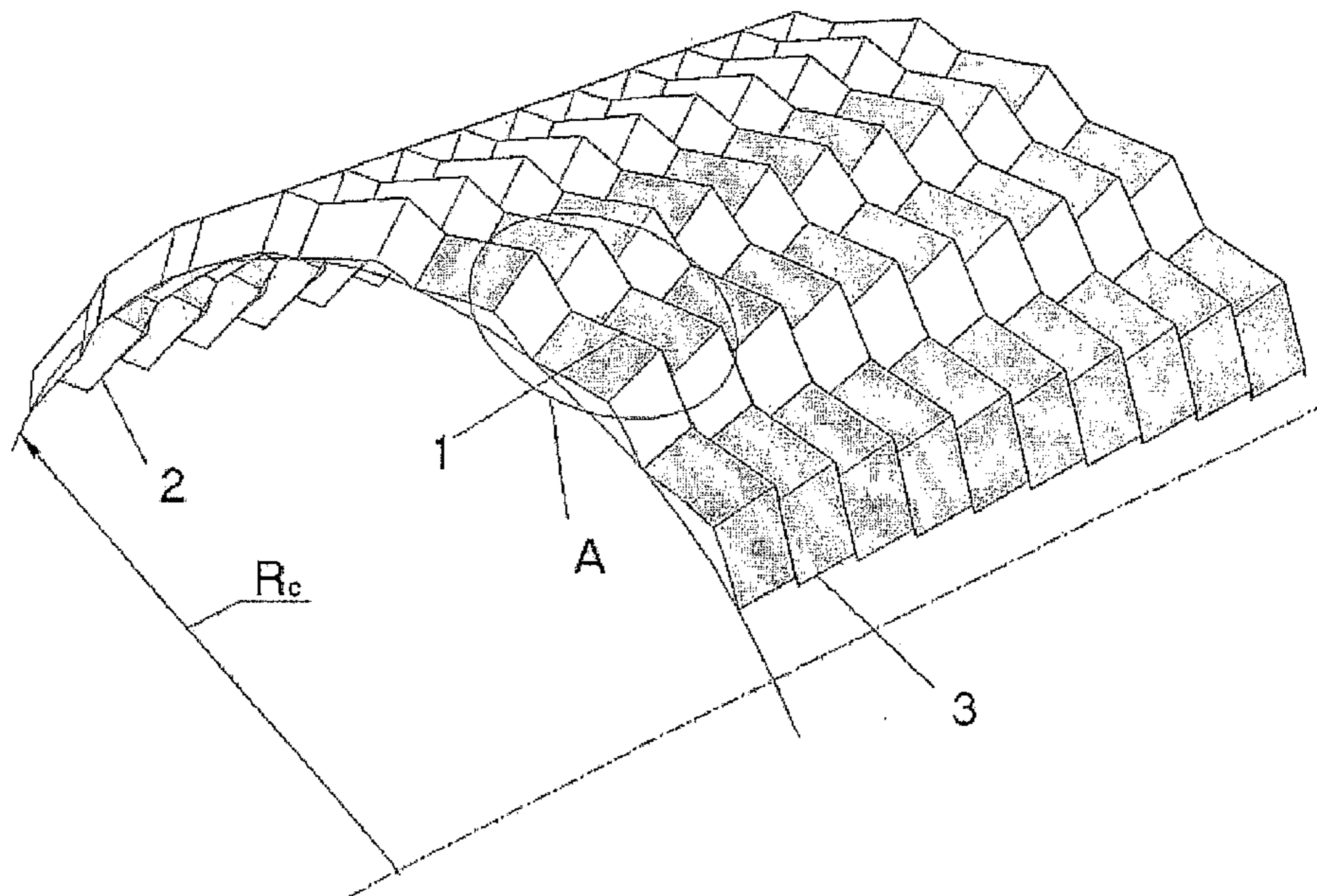
(75) Inventors/Applicants (*for US only*): AKISHEV, Niaz  
Irekovich [RU/RU]; ul. Kulahmetova, 18-209, 420033  
Kazan (RU). ZAKIROV, Ildus Muhametgaleevich  
[RU/RU]; ul. Vishnevskogo, 10-24, 420043 Kazan

Published:

— with international search report

[Continued on next page]

(54) Title: METHOD FOR CURVILINEAR FOLDED STRUCTURE PRODUCTION



(57) Abstract: <p>The invention can be defined in its most general form as the method for sheet material corrugation and can be used for production of aircraft curvilinear sandwich panel folded structure light corrugated core. With the aim to broaden the technological capabilities the corrugated blank is compressed from its sides to joining of ridges providing in its lateral section the curvature radius defined by the curvilinear folded structure design parameters and fixed in such condition block is thermally treated for inner stresses relief in the article material whereupon it is stretched to the curvilinear folded structure parameters given.

WO 2005/049307 A1

**WO 2005/049307 A1**



---

*For two-letter codes and other abbreviations, refer to the "Guidance Notes on Codes and Abbreviations" appearing at the beginning of each regular issue of the PCT Gazette.*

## METHOD FOR CURVILINEAR FOLDED STRUCTURE PRODUCTION

### Technical Field

5 Our invention can be defined in its most general form as a method for sheet material corrugation and can be used for production of curvilinear folded structure light corrugated core as applied to airframe sandwich panels.

### Background Art

10 Known is a method for curvilinear folded structure production at geometrical conjunction of the article and the transformable dies wherewith the article is shaped. It includes, at the first stage, placing of sheet blank onto the lower shaping transformable die whereas the similar upper transformable die is placed onto the blank. Equidistantly placed the upper and the lower transformable  
15 dies consist of plane shaping elements made in the form of parallelograms; the shaping elements are connected to each other along all the sides with the use of hinges.

At the second stage, when transforming the dies, e.g. with the use of vacuum bag, the upper and the lower transformable dies embedding into the blank  
20 change the curvature whereas the blank is put into relief form with crimp design parameters given (V. I. Khaliulin, Technological schemes for sandwich structures production, KSTU, Kazan, 1999. – 168 p., p. 128-133. – ISBN 5-7579-0295-7).

The main short-coming of herein-presented method for sheet blank corrugation wherewith the curvilinear article is attained is that with the aim to  
25 provide the given folded structure curvature defined with the use of mathematical computation are the distance between the upper and the lower transformable dies, the curvature radius required for imparting to the blank before shaping, and the dimensions of transformable dies shaping elements ridges. In addition, geometrical dimensions of the upper and the lower dies have different linear

parameters. It results in labor-consuming mutual placement of dies at the first stage of shaping. It is impossible to attain the calculated value of the article curvature at failure to execute the strict geometrical conjunction of the upper and the lower shaping dies.

5 Known is a method for production of curvilinear corrugated core including the marking-out of protrusions and recesses zigzag lines on the blank development whereat the angles of vertexes are accordingly equal to  $2\alpha$  and  $2\beta$  whose values are related to definite zigzag corrugated core design parameters, and further bending of blank along the marked-out lines (Inventor's certificate no. 10 1,785,154 USSR, Int. Cl. B 32 B 15/00, Method for production of curvilinear sandwich panel with zigzag corrugated core, Bulletin no. 42 of 16.11.1992). The given method is taken as a prototype.

The main short-coming of herein-presented method is that it is possible to produce folded structures only with longitudinal direction of zigzag crimps, e.g. in 15 direction of cylinder generatrix. Yet, in production, e.g. of aircraft fuselage panels, it is necessary that the core should have lateral direction of crimps and should meet the use requirements for condensate removal from panels inner cavities.

## 20 **Disclosure of Invention**

Our invention has for its object to provide the plane block folded structure curvature owing to shear deformation in ridges planes by applying stresses in its compressed to joining of ridges state with formation of curvature providing the article design parameters given when stretching the structure.

25 The technical result attained at executing of the claimed invention is the improvement of curvilinear folded structure production quality owing to shaping accuracy increase, broadening of technological capabilities.

The stated technical result is attained by that in the known method for curvilinear folded structure production including sheet blank bending along the

bending lines to formation of 3-D relief structure, e.g. on the basis of zigzag crimps, – according to the stated technical solution: the blank is bent and folded to joining of obtained folded structure plane block ridges and is put into the shape of arch owing to shear stress application in the ridges planes providing in its lateral section the curvature radius defined by the given curvilinear folded structure design parameters; fixed in such condition block is thermally treated for inner stresses relief in the folded structure material whereupon the block is stretched to the design parameters given. The thermal treatment of folded structure, e.g. from aramide “NOMEX” paper, is executed under reheat temperature equal to 180-210°C, and the decay time equal to 20-30 minutes.

The undertaken by the applicant state of the art analysis shows that there are no analogs characterized by the combination of the features identical to those of the invention. Therefore, the claimed technical solution satisfies the “novelty” condition of patentability.

The results of retrieval for the known solutions in the given area with the aim to reveal the features identical with distinctions of the claimed technical solution show that its features do not result from the state of the art. From the defined state of the art the applicant managed to reveal no influence of the specified essential features upon the attainment of the stated technical result. The claimed technology, therefore, satisfies the “inventive step” condition of patentability.

### **Brief Description of Drawings**

Figures 1-5 present the essence of the invention:

Fig. 1 is a general view of the curvilinear folded structure, Fig. 2 is a scaled up view A of Fig. 1 (crimp design parameters), Fig. 3 is the development of folded structure on the sheet blank, Fig. 4 presents the ready-made folded structure block compressed to joining of ridges, and Fig. 5 presents the putting of compressed block lateral section into the shape of arch.

The figures 1-4 present the following positions:

1 is the zigzag lines of protrusions, 2 is the zigzag lines of recesses, 3 is the saw-tooth lines.

### Best Mode for Carrying Out the Invention

Our method is realized in the following way.

The plane sheet blank (Fig. 3) is bent along the bending lines 1, 2, and 3, and is folded to joining of ridges of the obtained folded structure plane block (Fig. 4). The geometrical parameters of the bending lines 1, 2, and 3 on the folded structure development:  $2S_d$  is the step between the zigzag lines,  $L_d$  is the distance between the zigzag lines,  $V_d$  is the amplitude of the zigzag lines – are related to the crimp design parameters (Fig. 2) of ready-made curvilinear folded structure (Fig. 1):  $H$  is the height of zigzag crimp,  $V$  is the amplitude of zigzag lines,  $2S$  is the step between zigzag lines,  $2L$  is the step between saw-tooth lines – in the following manner

$$L_d = \sqrt{H^2 + L^2}, \quad V_d = \frac{VL}{\sqrt{H^2 + L^2}}, \quad S_d = \sqrt{V^2 + S^2 - \frac{V^2 L^2}{H^2 + L^2}}.$$

Then, the obtained compressed block is put into the shape of arch by applying shear stresses  $P_s$  in the ridges planes (Fig. 5) providing in its lateral section the curvature radius equal to

$$r = f(R_c, t, 2S, 2L, V, H),$$

where  $R_c$  is the folded structure curvature radius,

$t$  is the blank material thickness,

$2S$ ,  $2L$ , and  $H$  are the folded structure crimp design parameters (see above).

Fixed in such condition block is thermally treated for inner stresses relief in the folded structure material (e.g. for “NOMEX” material the reheat temperature is equal to 180-210°C and the decay time is equal to 20-30 minutes) whereupon it is stretched to the curvilinear folded structure design parameters given.

**Industrial Applicability**

The claimed method for curvilinear folded structure core production can be used in industrial production of fuselage panels as applied to passenger airbuses. Created on the basis of the claimed method technology will allow to cut down the expenses on industrial production of passenger aircraft fuselage sandwich panels.

10

15

20

25

## Claims

1. Method for curvilinear folded structure production (as applied to  
5 sandwich panel core) including bending of sheet blank along the bending lines to  
formation of 3-D relief structures, e.g. on the basis of zigzag crimps, including  
bending and folding of the blank to joining of the obtained folded structure plane  
block ridges whereupon it is put into the shape of arch by applying shear stresses  
providing in its lateral section the curvature radius defined by the given  
10 curvilinear folded structure design parameters and is thermally treated in such  
condition for inner stresses relief in the folded structure material whereupon it is  
stretched to the design parameters given.

2. Method for folded structure production according to claim 1,  
including thermal treatment of folded structure, e.g. from aramide "NOMEX"  
15 paper, under reheat temperature equal to 180-210°C and decay time equal to 20-  
30 minutes.

20

25

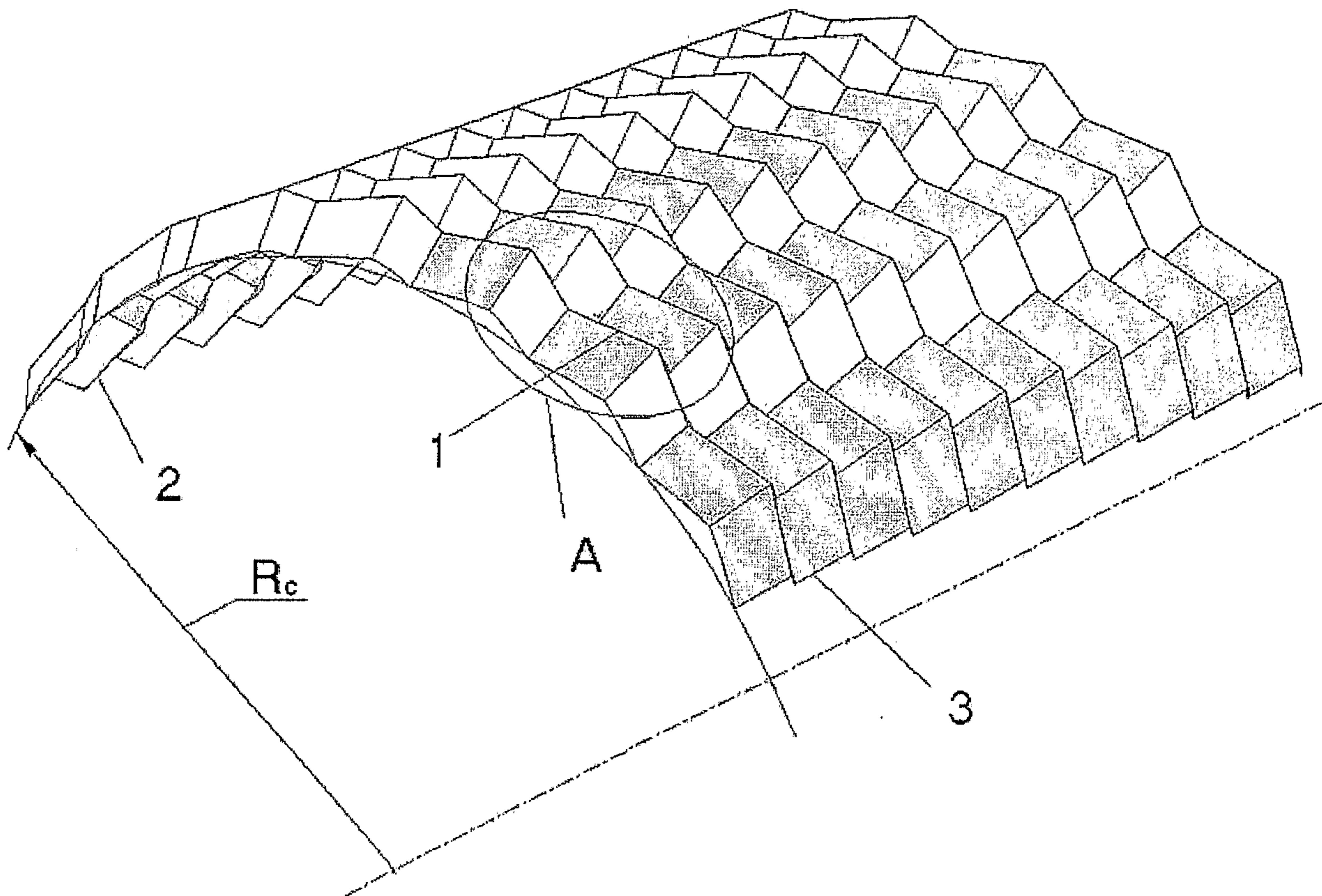


Fig. 1

5

A

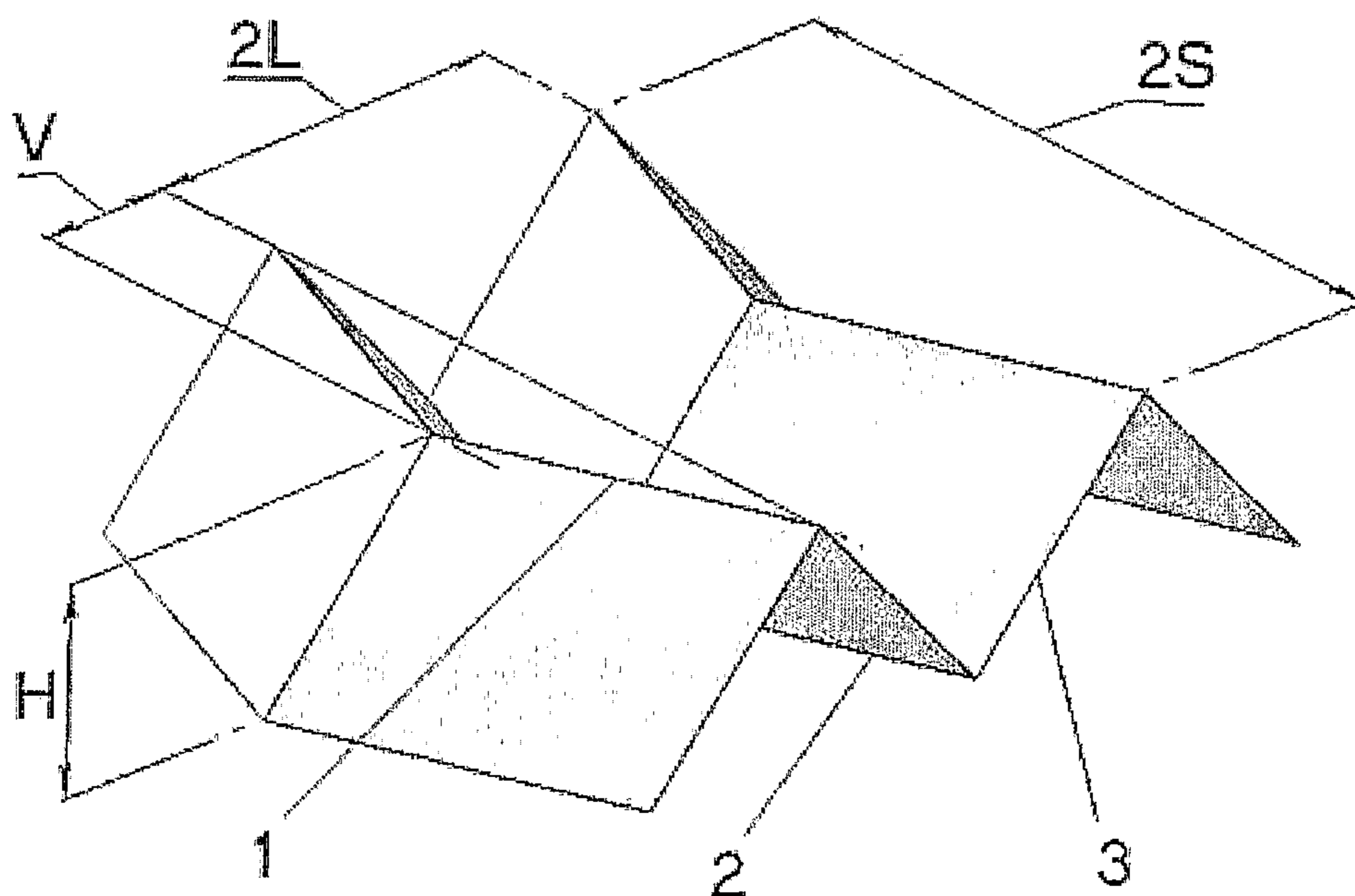


Fig. 2

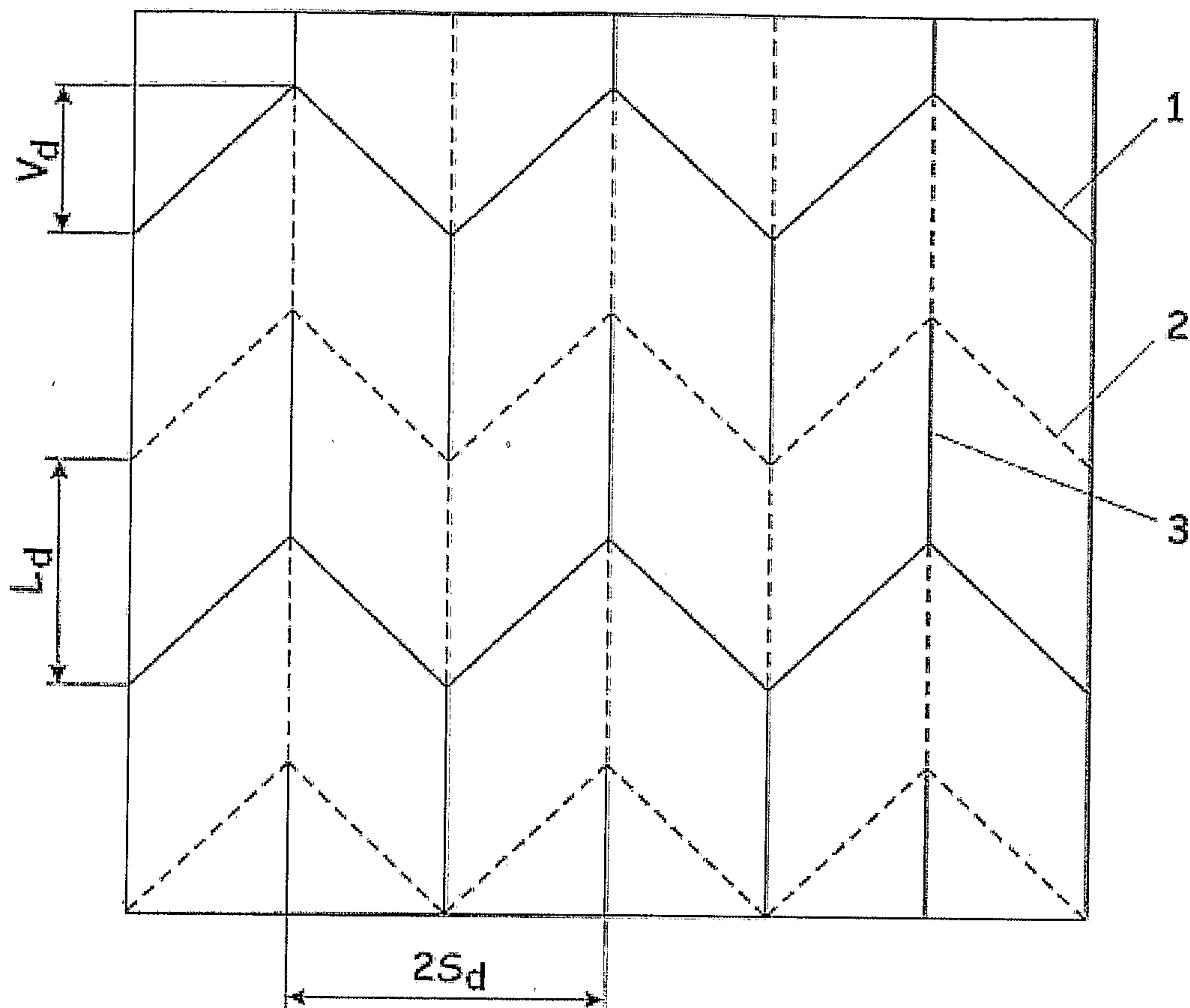


Fig. 3

5

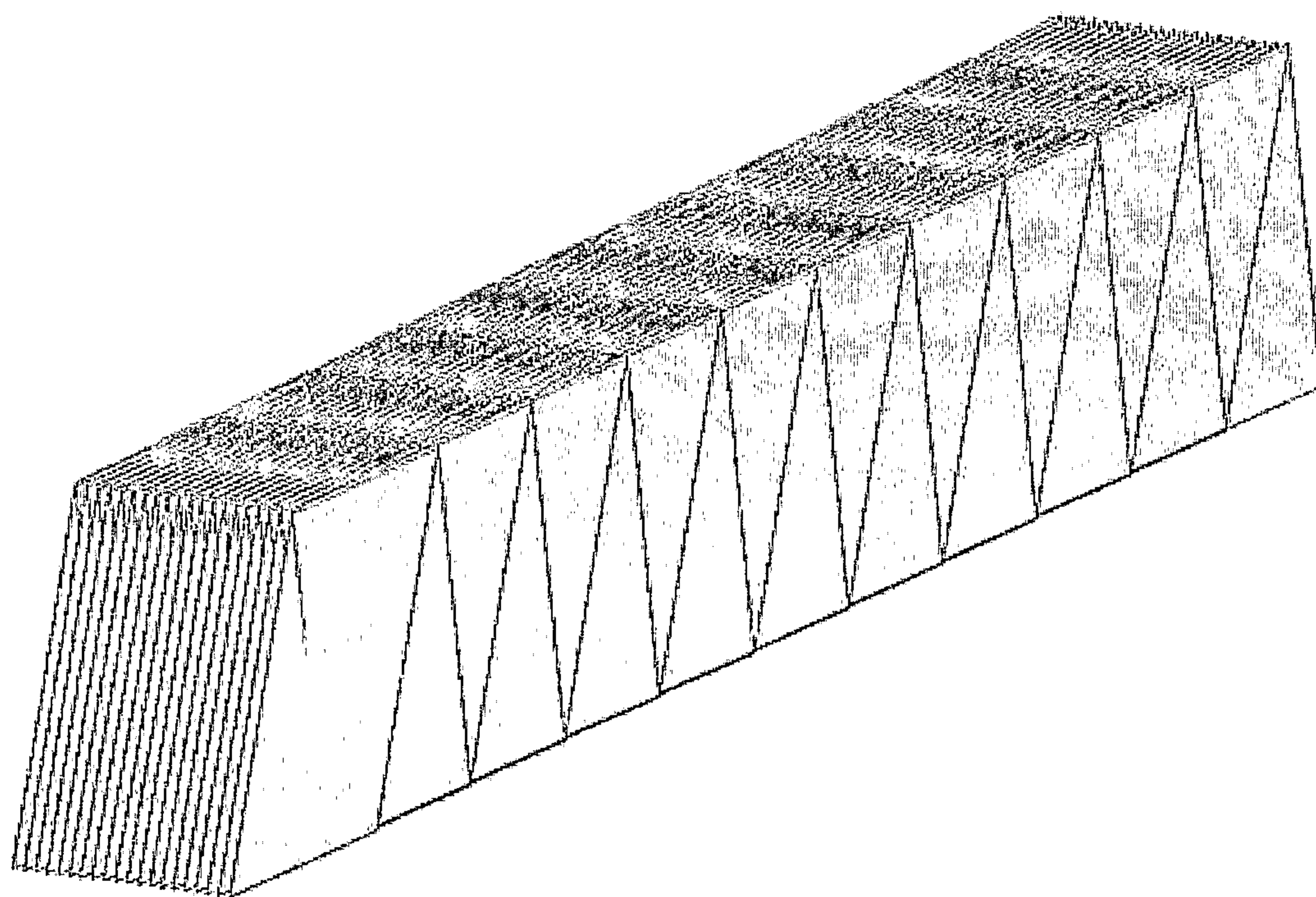


Fig. 4

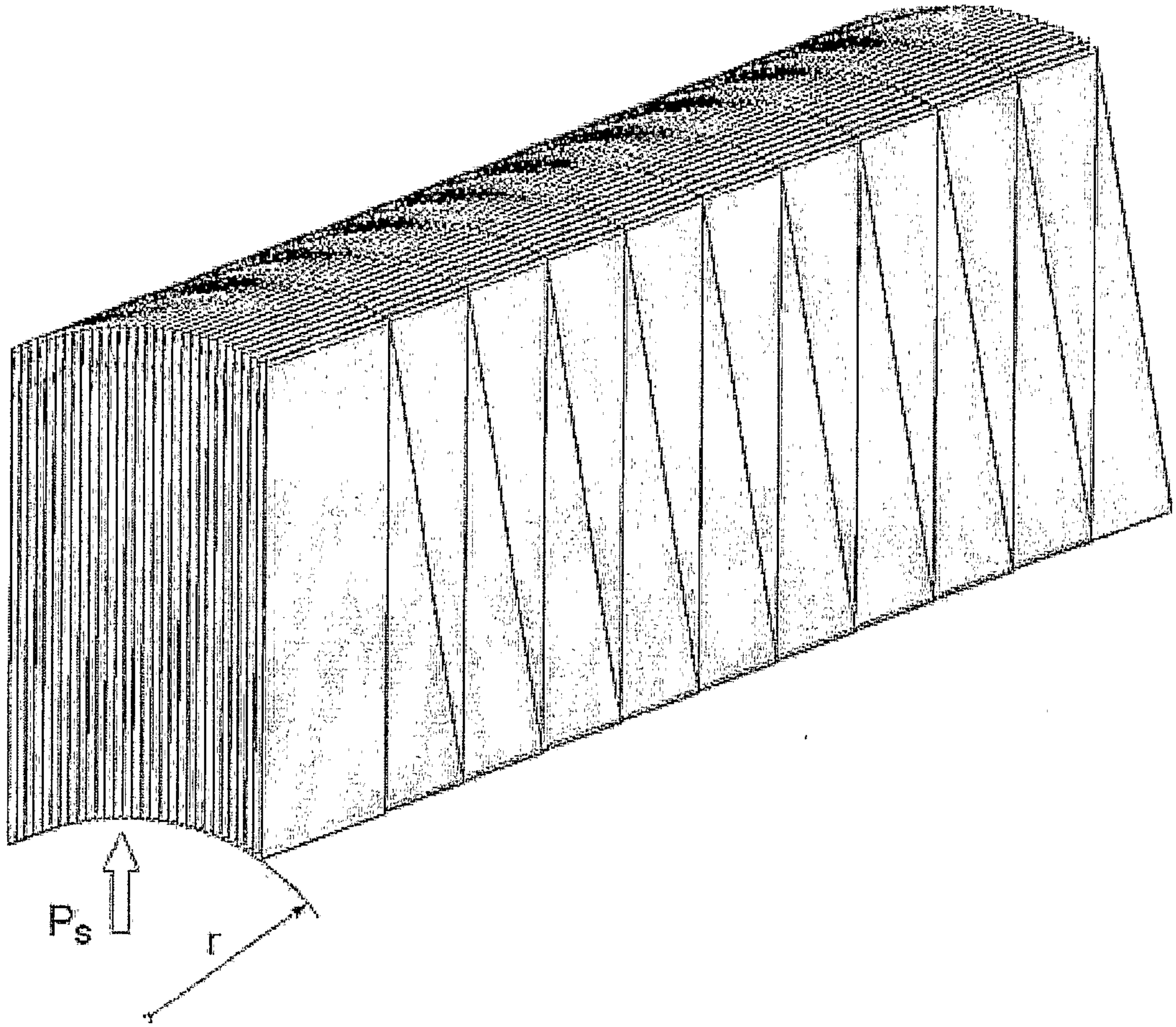


Fig. 5

