



US00RE45933E

(19) **United States**  
(12) **Reissued Patent**  
**Ediger et al.**

(10) **Patent Number:** **US RE45,933 E**  
(45) **Date of Reissued Patent:** **Mar. 22, 2016**

- (54) **STEAM CLEANER**
- (71) Applicants: **Glen W. Ediger**, North Newton, KS (US); **Gary P. Israel**, Andover, KS (US)
- (72) Inventors: **Glen W. Ediger**, North Newton, KS (US); **Gary P. Israel**, Andover, KS (US)
- (73) Assignee: **VORNADO AIR LLC**, Andover, KS (US)
- (21) Appl. No.: **29/421,264**
- (22) Filed: **Feb. 5, 2013**

D519,249	S	*	4/2006	Liu et al.	.....	D32/21
D520,196	S	*	5/2006	Liu	.....	D32/21
D522,192	S	*	5/2006	Liu et al.	.....	D32/21
D523,597	S	*	6/2006	Lee	.....	D32/17
D530,468	S	*	10/2006	Lee	.....	D32/21
D530,869	S	*	10/2006	Chen	.....	D32/21
D531,768	S	*	11/2006	Lee	.....	D32/21
D537,215	S	*	2/2007	Foersterling	.....	D32/9
D552,810	S	*	10/2007	Shin	.....	D32/21
D553,811	S	*	10/2007	Shin	.....	D32/21
D569,062	S	*	5/2008	Nardone et al.	.....	D32/21
7,421,759	B2	*	9/2008	Michael et al.	.....	15/320
D580,608	S	*	11/2008	Santiago et al.	.....	D32/21
D599,511	S	*	9/2009	Massip et al.	.....	D32/17
D607,620	S	*	1/2010	Massip et al.	.....	D32/17
D623,365	S	*	9/2010	Ediger et al.	.....	D32/17
D623,366	S	*	9/2010	Ediger et al.	.....	D32/17

(Continued)

**Related U.S. Patent Documents**

Reissue of:

- (64) Patent No.: **Des. 657,100**
- Issued: **Apr. 3, 2012**
- Appl. No.: **29/362,670**
- Filed: **May 28, 2010**

*Primary Examiner* — Phillip S Hyder

(74) *Attorney, Agent, or Firm* — David H. Milligan

- (51) **LOC (10) CI.** ..... **31-02**
- (52) **U.S. CL.**  
USPC ..... **D21/667**
- (58) **Field of Classification Search**  
None  
See application file for complete search history.

(57) **CLAIM**

The ornamental design for a [handheld dual chamber] steam cleaner, as shown and described.

**DESCRIPTION**

FIG. 1 is a front perspective view of [handheld dual chamber] steam cleaner showing our new design;  
 FIG. 2 is a rear perspective view thereof;  
 FIG. 3 is a front elevation view thereof;  
 FIG. 4 is a rear elevation view thereof;  
 FIG. 5 is a left side elevation view thereof;  
 FIG. 6 is a right side elevation view thereof;  
 FIG. 7 is a bottom plan view thereof; and,  
 FIG. 8 is a top plan view thereof.  
 In the drawings, the broken lines in FIGS. 1-8, depict portions of the design that form no part of the claim.

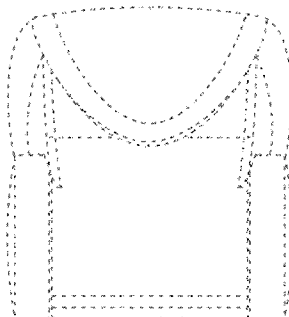
**1 Claim, 8 Drawing Sheets**

**Matter enclosed in heavy brackets [ ] appears in the original patent but forms no part of this reissue; matter printed in italics indicates the additions made by reissue.**

(56) **References Cited**

**U.S. PATENT DOCUMENTS**

D399,617	S	*	10/1998	Fujita	.....	D32/21
D417,046	S	*	11/1999	Tsuruha et al.	.....	D32/21
D430,711	S	*	9/2000	Piret	.....	D32/21
D445,973	S	*	7/2001	Chen	.....	D32/21
D452,594	S	*	12/2001	Rosa	.....	D32/21
6,397,502	B1	*	6/2002	Chen	.....	38/77.8
6,533,871	B2	*	3/2003	Zahuranec et al.	.....	134/21
D473,025	S	*	4/2003	Simmons	.....	D32/17
D486,279	S	*	2/2004	Chen	.....	D32/17
D488,598	S	*	4/2004	Wakasa	.....	D32/21
D489,499	S	*	5/2004	Buzzi	.....	D32/17
D493,586	S	*	7/2004	Choi	.....	D32/21
D495,584	S	*	9/2004	Su	.....	D8/347
D499,517	S	*	12/2004	Chen	.....	D32/17
6,865,773	B2	*	3/2005	Tsen	.....	15/323
6,968,593	B1	*	11/2005	Lenkiewicz et al.	.....	15/320



# US RE45,933 E

Page 2

---

(56)

## References Cited

### U.S. PATENT DOCUMENTS

2002/0178532 A1 *	12/2002	Amoretti .....	15/327.2
2003/0208872 A1 *	11/2003	Tsen .....	15/321
2004/0144140 A1 *	7/2004	Lee .....	68/222
D627,940 S * 11/2010	Smith .....	D32/17	* cited by examiner




FIG. 1




FIG. 2




FIG. 3




FIG. 4




FIG. 5




FIG. 6

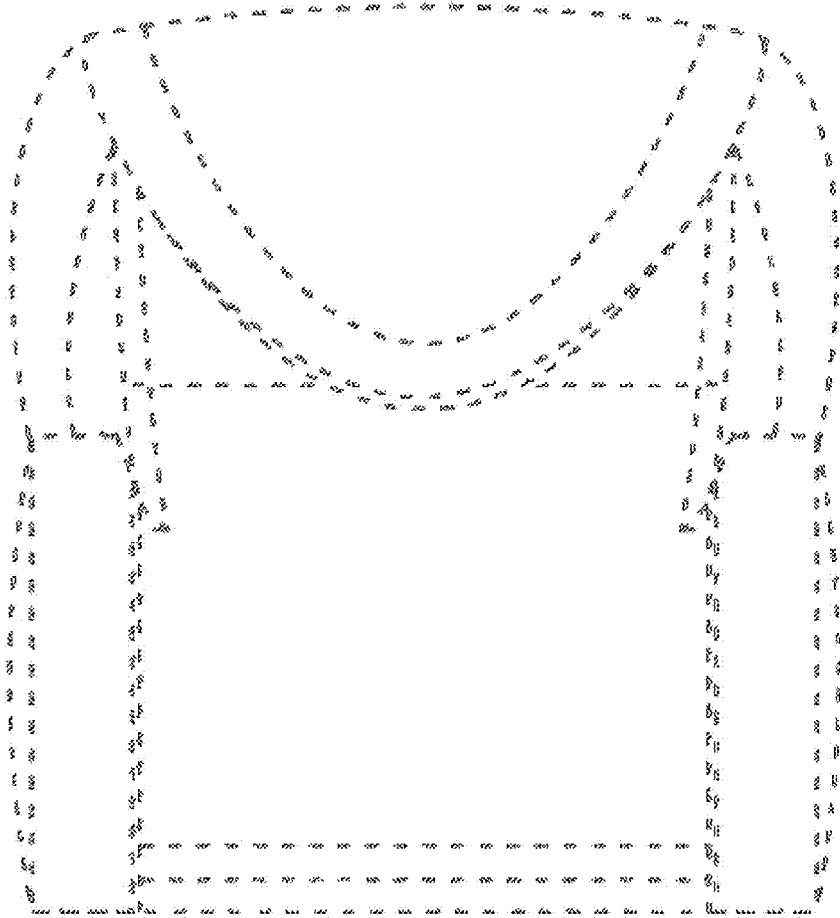


FIG. 7

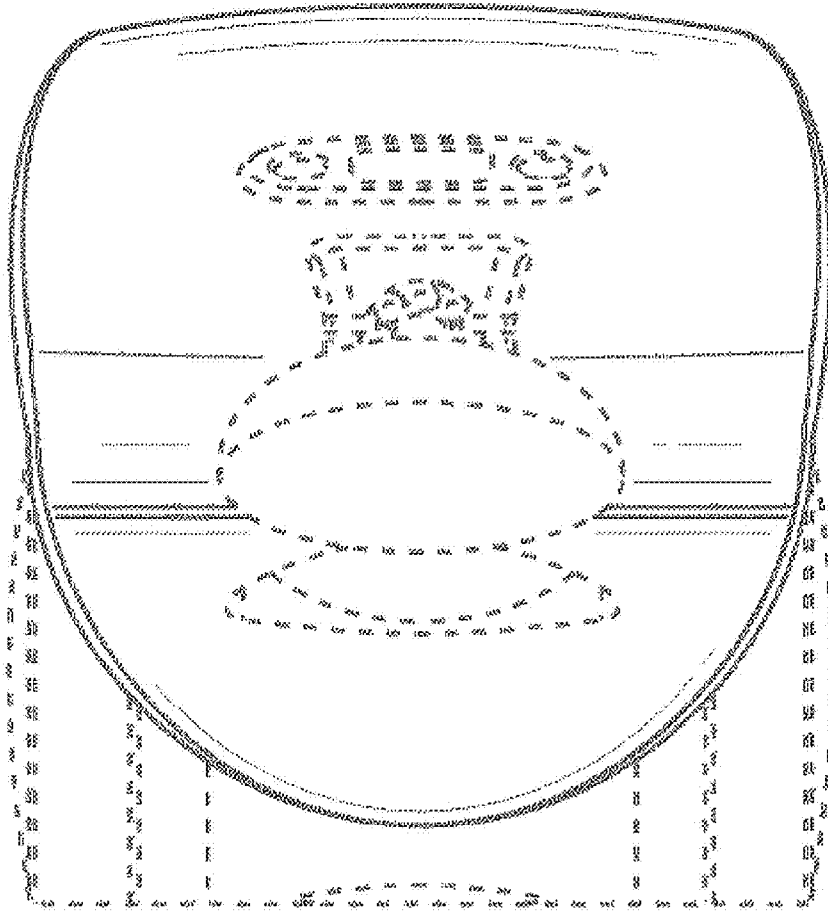


FIG. 8