(No Model.)

D. O'BRIEN.

HAT FASTENER.

No. 590,904. Patented Sept. 28, 1897.

Fig. 1.



Fig. 4.

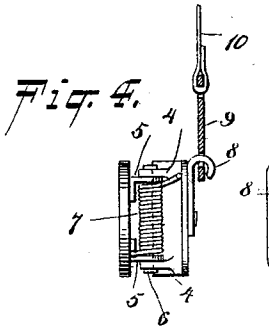

Fig. 2.

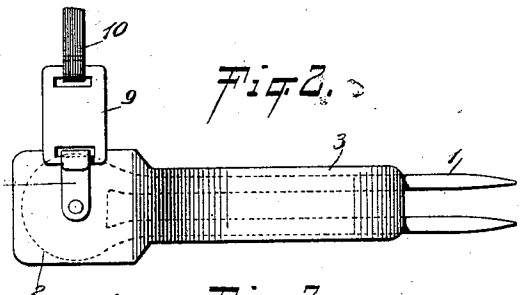

Fig. 3.

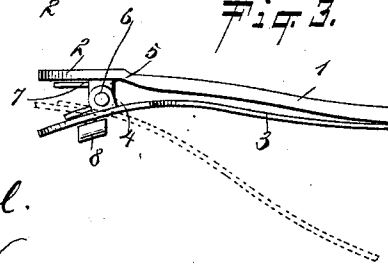

WITNESSES:

William P. Goebel.

C. R. Ferguson

INVENTOR

D. O'Brien

BY

Munn & Co

ATTORNEYS.

THE NORRIS PETERS CO., PHOTO-LITHO., WASHINGTON, D. C.

UNITED STATES PATENT OFFICE.

DENNIS O'BRIEN, OF BROOKLYN, NEW YORK.

HAT-FASTENER.

SPECIFICATION forming part of Letters Patent No. 590,904, dated September 28, 1897.

Application filed June 23, 1897. Serial No. 641,872. (No model.)

To all whom it may concern:

Be it known that I, DENNIS O'BRIEN, of Brooklyn, in the county of Kings and State of New York, have invented a new and Improved Hat-Fastener, of which the following is a full, clear, and exact description.

This invention relates to a fastening device for hats or bonnets, and the object is to provide a fastener that may be easily and quickly applied, and, further, to provide the fastener with a simple device to prevent its slipping from the hair.

I will describe a hat-fastener embodying my invention and then point out the novel features in the appended claims.

Reference is to be had to the accompanying drawings, forming a part of this specification, in which similar characters of reference indicate corresponding parts in all the figures.

Figure 1 shows the hat or bonnet fastener as applied. Fig. 2 is a plan view of the fastener. Fig. 3 is an edge view, and Fig. 4 is an end view.

The fastener comprises a hair-pin 1, having a plate-like head portion 2, and mounted to swing on the head portion is a spring-pressed clamping-plate 3. The clamping-plate is provided with lugs 4 near one end, and these lugs are provided with perforations registering with perforations in lugs 5 extended from the head portion 2 of the hair-pin. A pivot-pin 6 extends through the perforations, and a spring 7 is coiled around the pivot-pin and has one end bearing upon the head portion of the hair-pin and the other end bearing upon the clamping-plate. This spring, it is obvious, will have a tendency to force the clamping-plate toward the hair-pin; and it will be seen in the drawings that the clamping-plate is somewhat shorter than the hair-pin, so that the plate will not press the hair of the wearer over the pointed ends of the hair-pin, which would be objectionable by disarranging the hair or possibly cutting it.

Pivotally connected to the clamping-plate is a hook 8, adapted to be engaged by a loop 9, attached to one end of an elastic tape 10, the other end of which is secured within the hat or bonnet. By mounting the hook 8 to swing it will automatically assume its correct position in relation to the tape and loop, no matter what the angle of the hair-pin may be.

In use a fastener will preferably be used at each side of the head of the wearer. In inserting the pin the clamping-plate must first be turned outward, as indicated in dotted lines, Fig. 3. Then upon releasing the plate it will engage against the hair and prevent accidental displacement of the hair-pin.

Having thus described my invention, I claim as new and desire to secure by Letters Patent—

1. A hat or bonnet fastener, comprising a hair-pin, a spring-pressed clamping-plate mounted to swing thereon, and a fastening device adapted to be attached to a hat or bonnet and engaged with the clamping-plate, substantially as specified.

2. A hat-fastener comprising a hair-pin having a plate-like head portion, a clamping-plate having swinging connection with said head portion, a hook pivotally connected to the clamping-plate, and a loop having an elastic tape for attaching it to a hat, substantially as specified.

3. A hat-fastener, comprising a hair-pin, a spring-pressed clamping-plate mounted to swing thereon, the said plate being shorter than the hair-pin, a hook pivotally connected to the plate, a loop for engaging with the hook, and an elastic tape for connecting the loop to a hat, substantially as specified.

DENNIS O'BRIEN.

Witnesses:
J. FRED. ACKER,
JNO. M. RITTER.