



US00D734205S

(12) **United States Design Patent**
DeYoung et al.

(10) **Patent No.:** **US D734,205 S**

(45) **Date of Patent:** **** Jul. 14, 2015**

(54) **PLANT CONTAINER**

(71) Applicant: **East Jordan Plastics, Inc.**, East Jordan, MI (US)

(72) Inventors: **Shawn DeYoung**, Saugatuck, MI (US);
Mark Lercel, East Jordan, MI (US);
Nathan Diller, East Jordan, MI (US)

(73) Assignee: **East Jordan Plastics, Inc.**, East Jordan, MI (US)

(**) Term: **14 Years**

(21) Appl. No.: **29/494,075**

(22) Filed: **Jun. 17, 2014**

(51) **LOC (10) Cl.** **11-02**

(52) **U.S. Cl.**
USPC **D11/152; D8/356**

(58) **Field of Classification Search**
USPC D3/304, 305, 310, 311, 315; D6/403,
D6/404, 405, 556, 557, 558; D7/560, 561,
D7/562, 565, 584, 585, 586, 587, 588;
D9/424, 428, 429; D11/143-156, 164
CPC A01G 9/00; A01G 9/003; A01G 9/02;
A01G 9/021; A01G 9/022; A01G 9/026;
A01G 9/104; A01G 9/027; A01G 9/028;
A01G 9/023

See application file for complete search history.

(56) **References Cited**

U.S. PATENT DOCUMENTS

D393,817 S * 4/1998 Folley D11/153
D394,189 S * 5/1998 Reynaert et al. D7/584

6,986,437 B2 * 1/2006 Jalet et al. 220/662
D568,688 S * 5/2008 Wasserman et al. D7/586
D612,201 S * 3/2010 Hillebrenner D7/396.2
D615,356 S * 5/2010 Hillebrenner D7/509
D636,230 S * 4/2011 Koennecke D7/586
D640,100 S * 6/2011 Shing D7/586
D651,866 S * 1/2012 Smyers D7/630
D670,136 S * 11/2012 Williams et al. D7/587
D684,855 S * 6/2013 BeVier et al. D9/429
D696,938 S * 1/2014 BeVier et al. D9/429
D697,761 S * 1/2014 Uchida D7/587
8,794,440 B2 * 8/2014 BeVier et al. 206/507

* cited by examiner

Primary Examiner — Elizabeth Albert

(74) *Attorney, Agent, or Firm* — Gardner, Linn, Burkhardt & Flory, LLP

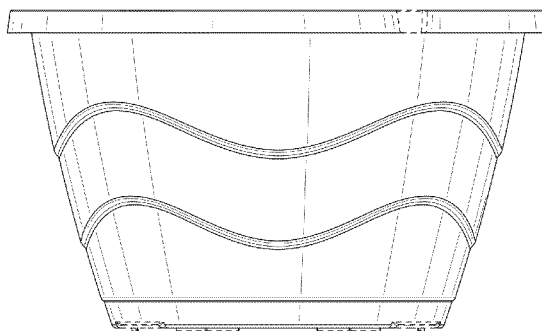
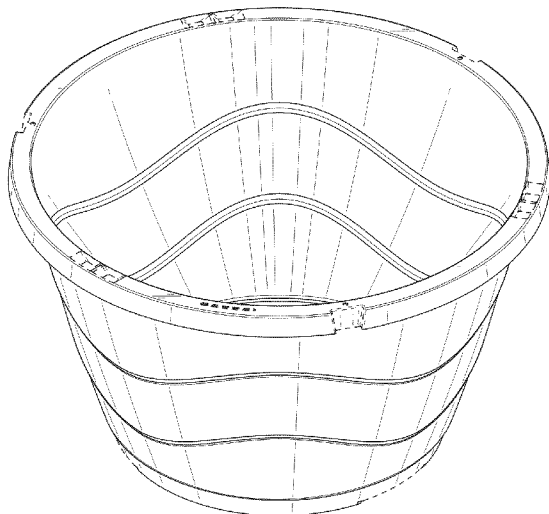
(57) **CLAIM**

The ornamental design for the plant container, as shown and described.

DESCRIPTION

FIG. 1 is a top perspective view of a plant container showing our new design;
FIG. 2 is a right side view thereof;
FIG. 3 is a left side view thereof;
FIG. 4 is a front view thereof;
FIG. 5 is a back view thereof;
FIG. 6 is a top plan view thereof; and,
FIG. 7 is a bottom plan view thereof.
The broken lines in FIGS. 1-7 are included to show portions of the plant container that form no part of the claimed design.

1 Claim, 5 Drawing Sheets



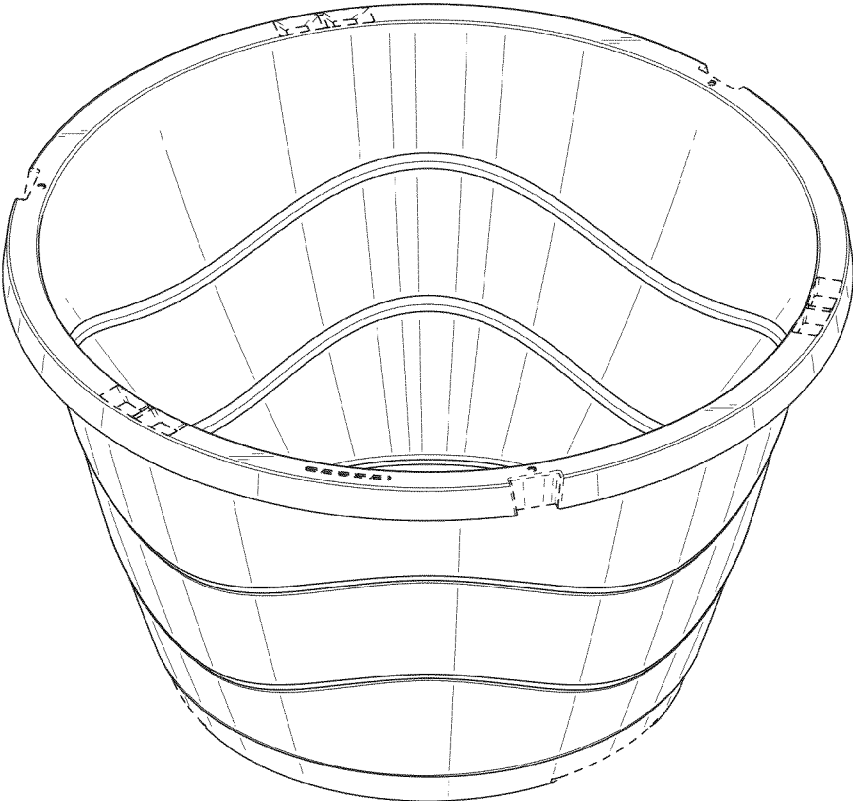


FIG. 1

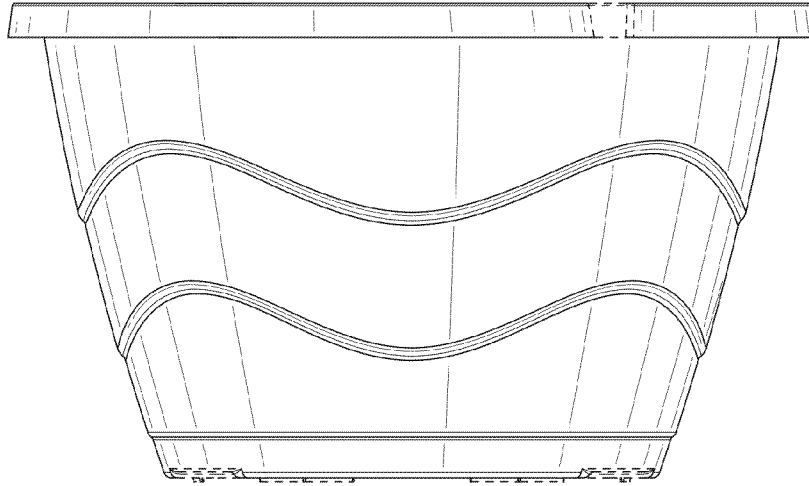


FIG. 2

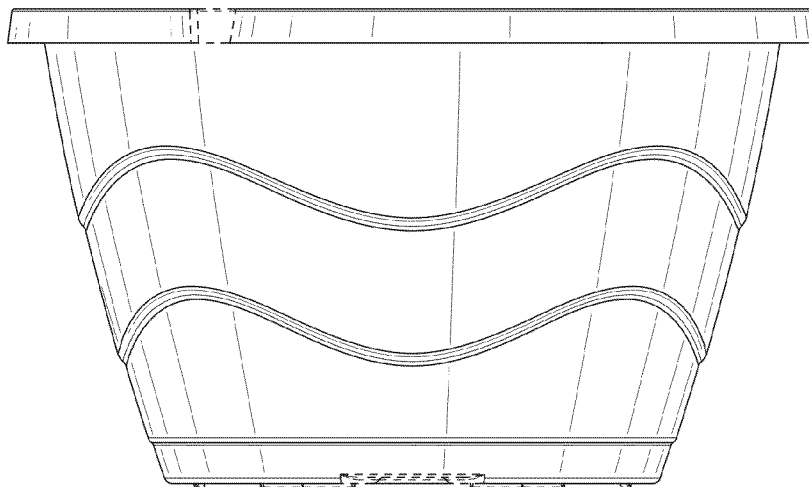


FIG. 3

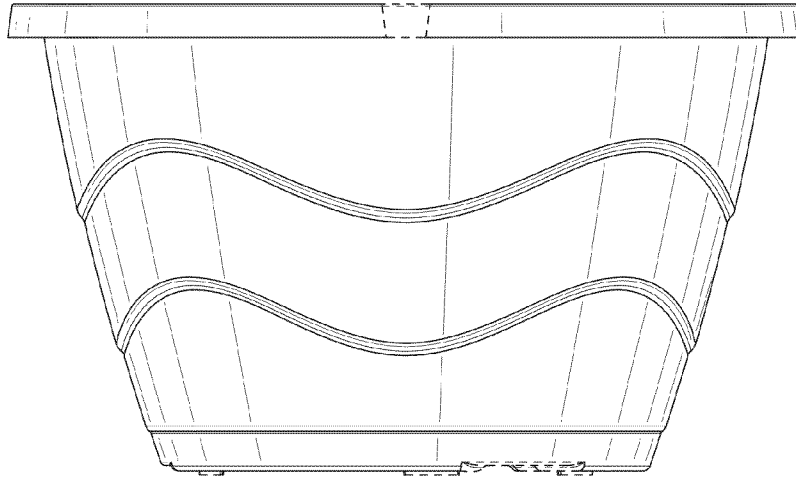


FIG. 4

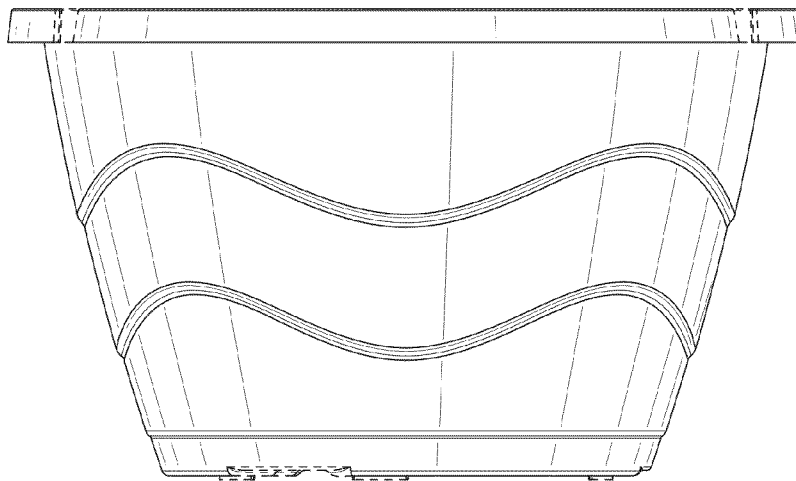


FIG. 5

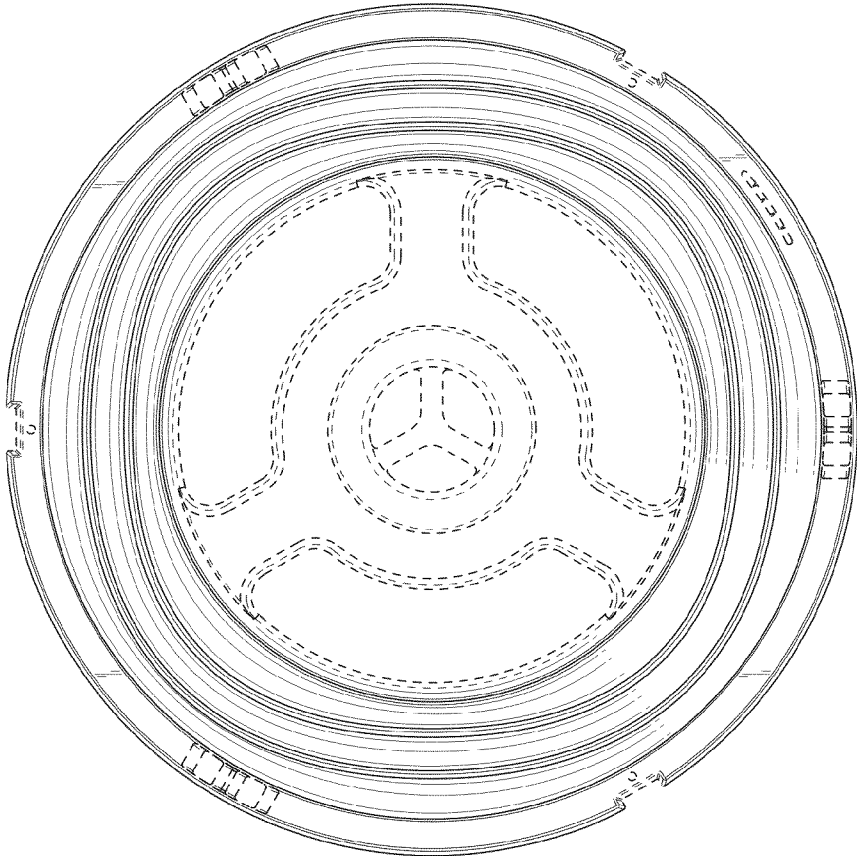


FIG. 6

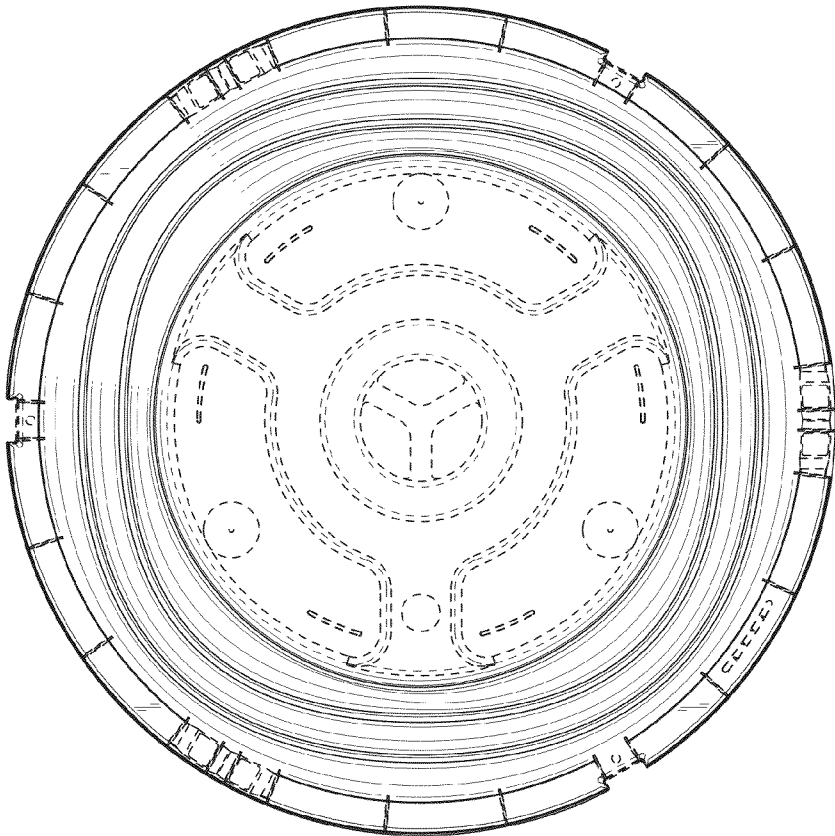


FIG. 7