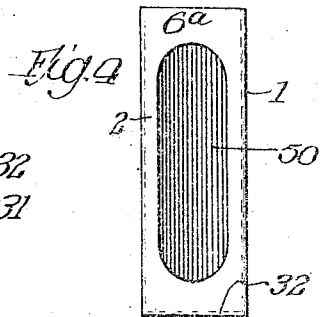
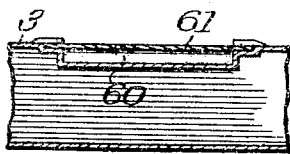
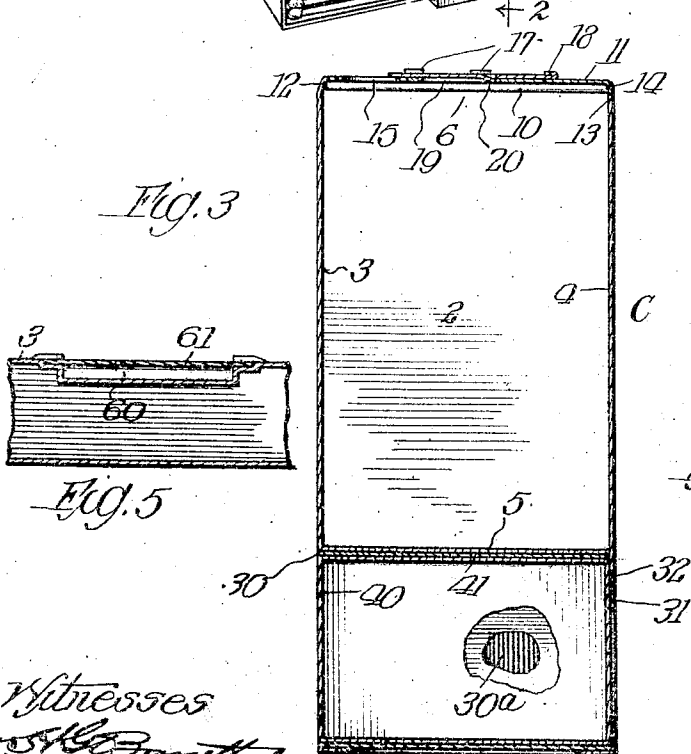
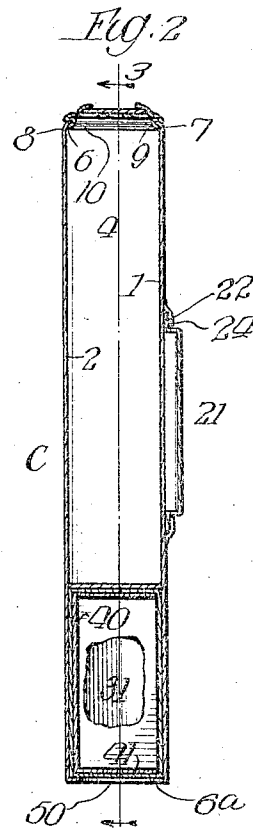
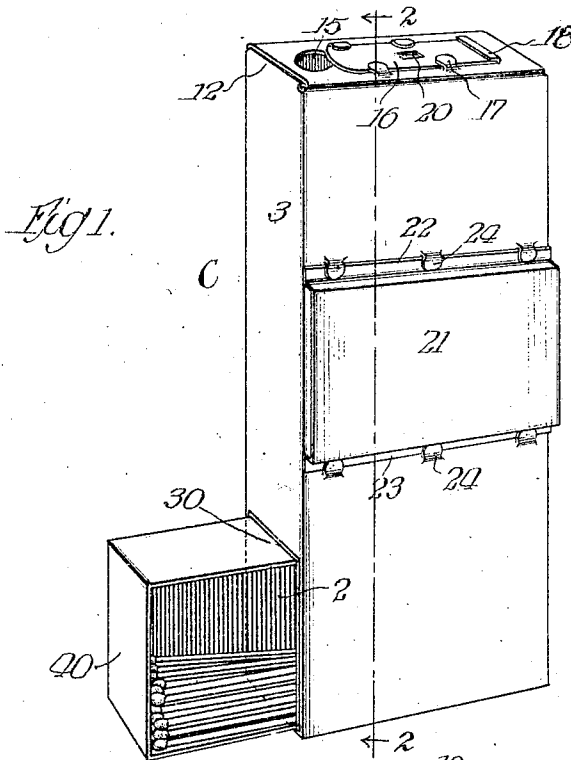


S. W. COHN.  
SMOKER'S SET.  
APPLICATION FILED AUG. 9, 1913.

1,102,003.

Patented June 30, 1914.



Witnesses  
S. W. Cohn  
Herbert A. Kalm

Inventor  
SIDNEY W. COHN  
By Michael J. Stark, Attorney

# UNITED STATES PATENT OFFICE.

SIDNEY W. COHN, OF CHICAGO, ILLINOIS.

## SMOKER'S SET.

1,102,003.

Specification of Letters Patent.

Patented June 30, 1914.

Application filed August 9, 1913. Serial No. 733,922.

To all whom it may concern:

Be it known that I, SIDNEY W. COHN, a citizen of the United States, and a resident of the city of Chicago, in the county of Cook and State of Illinois, have invented certain new and useful Improvements in Smokers' Sets; and I do hereby declare that the following description of my said invention, taken in connection with the accompanying sheet of drawings, forms a full, clear, and exact specification, which will enable others skilled in the art to which it appertains to make and use the same.

This invention has general reference to improvements in smokers' sets, and it consists, essentially, in the novel and peculiar combination of parts and details of construction, as hereinafter first fully set forth and described, and then pointed out in the claims.

In the sheet of drawings which serves to illustrate my said invention more fully, Figure 1 is a perspective view of my device. Fig. 2 is a vertical section in line 2—2 of Fig. 1, and, Fig. 3 is a like section in 3—3 of Fig. 2. Fig. 4 is an end projection of Fig. 3, and Fig. 5 a fragmental section of a modification of the cigarette paper container.

Like parts are designated by corresponding symbols or characters of reference in all the figures of the drawing.

The object of my invention is the production of a simple, neat, and efficient pocket case for the use of smokers, which case is adapted for the retention of tobacco, cigarette paper, and a box of the typical penny safety or wind matches, and which is sufficiently compact as to be carried in the owner's hip pocket.

Another aim of my invention is the inclusion of means whereby all the essentials of a smoke are retained in separate receptacles, access to each of which receptacles may be accomplished by the various fingers of the hand holding the case, so that the finger of the other hand may be employed in the process of rolling a cigarette or paper smoke.

My invention is intended to be manufactured from sheet tin, nicely lacquered, and can be so cheaply produced in that form as to render it a useful premium article. In

its better grade it will be made from brass, nickel, or silver highly buffed, polished and engraved so as to satisfy the critical purchaser.

To better understand my article I now refer to the drawing in which the completed case is designated as C. It comprises an essentially rectangular body composed of front and rear sides 1 and 2, edge walls 3 and 4, a lower partition 5 and an open top 6. The upper edges of the side walls 1 and 2 are crimped inwardly slightly to form lips 7 and 8 to receive grooves 9 and 10 formed along opposite longitudinal edges of a sliding cover 11. The top of edge wall 3 is maintained at a height practically even, as at 12, with the upper face of said cover 11, so as to form a stop therefor and to prevent the leakage of tobacco. On the other hand, the opposite edge wall 4 is sufficiently reduced in height as at 13, to permit the withdrawal of said cover, in which instance, however, the cover 11 has a downwardly pending lip 14 to avoid tobacco leakage at that point.

Near the extended edge 12 of the wall 3, punched through the cover 11 is a circular hole 15, which opening is adapted to be closed by an auxiliary cover 16, which cover is maintained in slidable contact with initial cover 11 by means of a series of prongs 17 pierced up from said cover 11 and bent over cover 16, which latter cover has a slightly raised lip 18 at its far end whereby it may be slid to and fro. Centrally and longitudinally of cover 11 is produced a short through slot 19, into which projects a downwardly pierced nose 20 from cover 16, thus limiting the forward and backward movement thereof.

The functions of covers 11 and 16 may now be described as follows: When it is desired to refill the case C with tobacco, the cover 11 is almost entirely withdrawn from lips 7 and 8, when it will be found that the open top 6 will be amply large for the introduction of tobacco into the case from the bags in which the same is marketed. Whenever sufficient tobacco is wanted for a cigarette and the like, cover 16 is actuated to expose the opening 15, through which enough material may be extracted by upturning the case C, in an obvious manner.

Located about medially the length of side 1 of the case C, there is located a laterally slidable tray 21, the edges of the open top of which rest against the face of said side 1.

5 Projecting flanges 22 and 23 are provided along opposite top edges of said tray, which flanges are engaged by bent prongs 24 pierced out from the metal of side 1, so that lateral sliding motion may be imparted to the tray 21, the interior of which is adapted for the reception of a package of so-called cigarette paper or rice paper of proper size. To withdraw one of these paper strips, it is simply necessary to slide tray 21 laterally by

10 a finger tip until it sufficiently overlaps edge 3 of the case C, whereafter, by the application of a moistened tip of a finger, a strip of the cigarette paper may easily be extracted therefrom. The interior thickness of the case C is made slightly greater than the thickness of a typical box of safety matches, and at the very lower end of said case, contiguous to the bottom end 6<sup>a</sup> thereof, there is punched an oblong hole 30 in the edge wall 3 the size of which is slightly greater than the external cross sectional dimensions of the match box above referred to box of matches. A similar opening 31 is punched in the edge wall 4 directly opposite, except that the upper edge 32 thereof is slightly lower than that of opening 30. The lower surface of partition 5, hereinbefore mentioned, coincides in height with the upper edge of the opening 30 so that there

15 is produced within the lower portion of the case C a laterally extending rectangular passage way 30<sup>a</sup>, for the free reception therein of a box 40 and cover 41 containing small safety matches now sold or given away in every tobacco shop. The said box 40 including its embracing cover 41 is introduced into the said passage way 30<sup>a</sup> and the projection 32 in the opening 31 in the edge wall 4 is provided as a stop to prevent the said cover passing there beyond. When a match

20 is wanted a slight pressure at the end of the box will force the same outwardly into the position shown in Fig. 1.

The operation of my tobacco case is simplicity itself, and is here briefly described as follows: The smoker grasps the case C in the right hand, pushes out the tray 21 with the ball of the thumb, extracts a strip of cigarette paper with the moistened tip of the index finger of the left hand, opens the cover 16 with the tip of index finger of the right-hand, overturns the case to permit the out flow of tobacco through opening 15, closes said cover, rolls the cigarette in the usual manner, pushes out the match-box 40, extracts a match therefrom, and ignites the same against the roughened surface provided on the edges of the match box cover 41, access to which is had through opening

25 50, in the bottom 6<sup>a</sup> of the case C.

While I have herein described the preferred mode of practising my invention I may make such changes and modifications therein as would suggest themselves to a skilled mechanic or permitted by the doctrine of mechanical equivalents, as for instance I may produce a transverse depression 60 in the side 3 and employ a flat cover 61 as shown in Fig. 5, so that the paper holding compartment is practically flush with the surface of said side.

Having thus fully described my invention, I claim as new and desire to secure to myself by Letters Patent of the United States.

1. A smoker's set including, in combination, a receptacle composed of sides, edges, a bottom, and having an open top, a cover for said top, a compartment arranged in connection with one of said sides and means closing the same, there being oppositely arranged openings in said edges adjacent said bottom for the reception of a match box, and a partition in said receptacle adjacent the top edges of said openings.

2. A smoker's set including, in combination, a receptacle composed of sides, edges, and a bottom, and having an open top, a cover for said top, an opening in said cover and a closure therefor, a compartment arranged in connection with one of said sides and means closing the same, there being oppositely arranged openings in said edges adjacent said bottom for the reception of a match box, and a partition in said receptacle adjacent the top edges of said openings.

3. A smoker's set including, in combination, a rectangular receptacle composed of sides, edges, and a bottom, there being an open top, a slidable cover for said top, an independent container having an open top arranged with its top edges contacting with one of said sides, guides on said side engaging said container, whereby motion may be imparted thereto, and a through passage arranged at the lower end of said receptacle for the reception of a match box.

4. A smoker's set comprising a rectangular receptacle composed of sides, edges, and a bottom, there being an open top, a slidable cover for said top, an opening in said cover and a closure therefor, an independent container having an open top arranged with its top edges in contact with one of said sides, guides on said side engaging said container, whereby motion may be imparted thereto, and a through passage arranged at the lower end of said receptacle for the reception of a match box.

5. In combination, a receptacle comprising sides, edges, and a bottom, there being an open top, slidable means closing said top, an auxiliary bottom in said receptacle spaced above and parallel to said first named bottom, there being oppositely disposed

openings in said edges between said bottoms forming an open ended chamber for the reception of a match box.

6. In combination, a receptacle comprising sides, edges, and a bottom, there being an open top, a slidable cover for said top, there being an opening in said cover, a slidable closure for said opening, a compartment arranged in connection with one of said sides and means closing the same, an auxiliary bottom in said receptacle above

said first named bottom, there being openings in said edges, between said bottoms, forming an open ended chamber.

In testimony whereof, I have hereunto set my hand in the presence of two subscribing witnesses. 15

SIDNEY W. COHN.

In the presence of—

BETTIE MARTIN,

F. T. LEBERSTEIN.