



US00D779358S

(12) **United States Design Patent**
Lin

(10) **Patent No.:** **US D779,358 S**

(45) **Date of Patent:** **** Feb. 21, 2017**

(54) **FLASHING SILICONE BRACELET**

(71) Applicant: **Kung Hua Lin**, New Taipei (TW)

(72) Inventor: **Kung Hua Lin**, New Taipei (TW)

(**) Term: **14 Years**

(21) Appl. No.: **29/499,281**

(22) Filed: **Aug. 13, 2014**

(51) **LOC (10) Cl.** **11-01**

(52) **U.S. Cl.**
USPC **D11/4**

(58) **Field of Classification Search**
USPC D11/1-27
CPC A44C 5/00; A44C 5/0007; A44C 5/0015;
A44C 5/0023; A44C 5/003; A44C
5/0038; A44C 5/0046; A44C 5/0053;
A44C 5/0061; A44C 5/0069; A44C
5/0076; A44C 5/0084; A44C 5/0092;
A44C 9/00; A44C 15/005

See application file for complete search history.

(56) **References Cited**

U.S. PATENT DOCUMENTS

| | | | | |
|--------------|---------|-------------|-------|--------|
| D177,596 S * | 5/1956 | Silver | | D11/26 |
| D538,695 S * | 3/2007 | Bulgari | | D11/26 |
| D558,198 S * | 12/2007 | Blankenship | | D11/2 |
| D567,676 S * | 4/2008 | Tang | | D10/32 |
| D583,815 S * | 12/2008 | Giovannoni | | D11/3 |

| | | | | |
|--------------|---------|--------------|-------|---------|
| D688,968 S * | 9/2013 | Guerrero, II | | D11/3 |
| D694,662 S * | 12/2013 | Buckley | | D11/3 |
| D703,740 S * | 4/2014 | Sherwin | | D19/9 |
| D709,047 S * | 7/2014 | Jennings | | D14/167 |
| D721,609 S * | 1/2015 | Duddy | | D11/3 |

OTHER PUBLICATIONS

[Online] <http://image.dhgate.com/0x0/f2/albu/g1/M01/AE/31/rBVaGFUMHCiAeyzoAAJkniabGYk298.jpg>. Retrieved Mar. 3, 2016.*

[Online] http://g01.a.alicdn.com/kf/HTB1vAoSJXXXXXb_XFXXq6xXFXXm/Hot-Sale-8GB-USB-font-b-Flash-b-font-Drive-Silicone-font-b-Bracelet-b-font.jpg. Retrieved Mar. 3, 2016.*

* cited by examiner

Primary Examiner — Melanie Pellegrini
(74) *Attorney, Agent, or Firm* — Rabin & Berdo, P.C.


(57) **CLAIM**

The ornamental design for a flashing silicone bracelet, as shown and described.

DESCRIPTION

FIG. 1 is a front elevational view of a flashing silicone bracelet showing my new design;
FIG. 2 is a rear view thereof;
FIG. 3 is a left side view thereof;
FIG. 4 is a right side view thereof;
FIG. 5 is a top plan view thereof;
FIG. 6 is a bottom plan view thereof; and,
FIG. 7 is a perspective view thereof.

1 Claim, 7 Drawing Sheets






Fig. 1




Fig. 2




Fig. 3

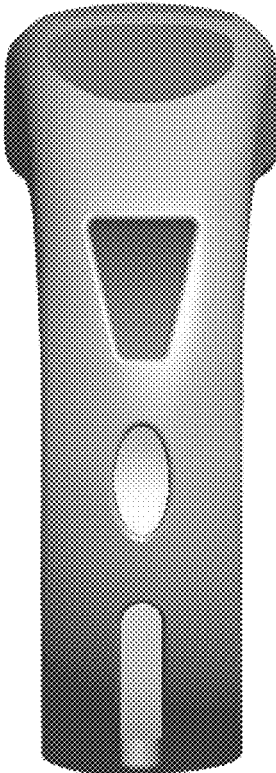


Fig. 4




Fig. 5




Fig. 6




Fig. 7