



US00D538282S

(12) **United States Design Patent**
Noviello

(10) **Patent No.:** **US D538,282 S**

(45) **Date of Patent:** **** Mar. 13, 2007**

(54) **TRADING KEYBOARD**

D504,131 S 4/2005 Lutnick et al.
D516,072 S 2/2006 Lutnick et al.

(76) Inventor: **Joseph Noviello**, 18 Harvey Dr.,
Summit, NJ (US) 07901

OTHER PUBLICATIONS

(**) Term: **14 Years**

Photographs of a Cantor Fitzgerald trading keyboard (Nov. 17, 2004).

(21) Appl. No.: **29/243,155**

Photographs of a BrokerTec USA, LLC trading keyboard (Nov. 17, 2004).

(22) Filed: **Nov. 18, 2005**

Photographs of a 1st eSpeed, Inc. trading keyboard (Nov. 17, 2004).

(51) **LOC (8) Cl.** **14-02**

Photographs of a 2nd eSpeed, Inc. trading keyboard (Nov. 17, 2004).

(52) **U.S. Cl.** **D14/396**

Photographs of a 3rd eSpeed, Inc. trading keyboard (Nov. 17, 2004).

(58) **Field of Classification Search** D14/391-394,
D14/396, 398, 399; D18/1, 2, 7; 200/5 A,
200/5 R, 6 A, 6 R; 235/145 A, 145 R; 345/160,
345/168; 341/22, 23; 400/484-486, 488,
400/489, 492; 178/17 A, 17 C

* cited by examiner

See application file for complete search history.

Primary Examiner—Freda S. Nunn

(74) *Attorney, Agent, or Firm*—Innovation Division Cantor Fitzgerald, L.P.; Antonio Papageorgio

(56) **References Cited**

(57) **CLAIM**

U.S. PATENT DOCUMENTS

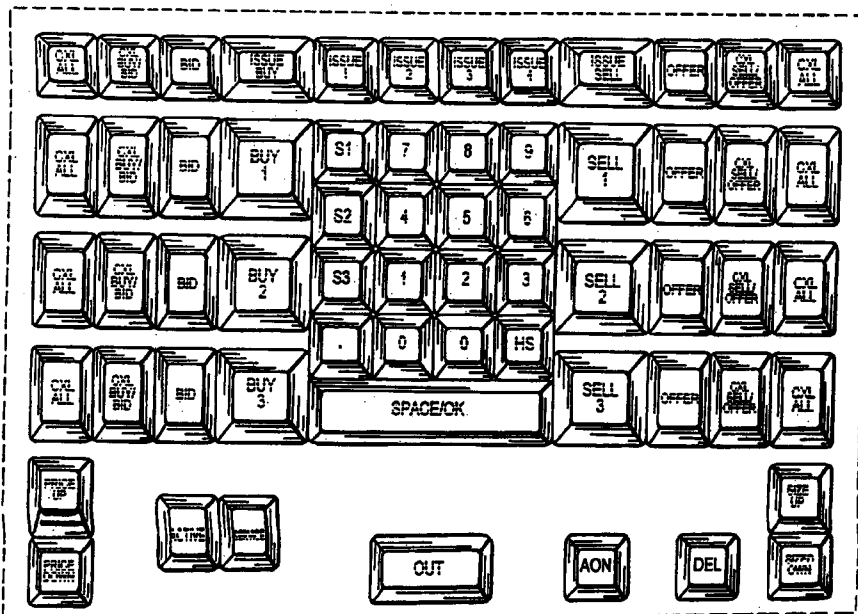
The ornamental design for a trading keyboard, as shown and described.

- 3,541,526 A 11/1970 Levy et al.
- D225,858 S 1/1973 Kline
- D308,693 S 6/1990 Sakaguchi et al.
- D327,057 S 6/1992 Gosch
- D335,660 S 5/1993 Busch
- D347,629 S * 6/1994 Hermann D14/396
- 5,367,298 A 11/1994 Axthelm
- 5,905,974 A 5/1999 Fraser et al.
- D491,944 S 6/2004 Lutnick et al.
- D496,663 S 9/2004 Lutnick et al.
- D497,912 S 11/2004 Lutnick et al.
- D498,476 S 11/2004 Lutnick et al.
- 6,850,907 B2 2/2005 Lutnick et al.
- D502,467 S 3/2005 Lutnick et al.
- D503,712 S 4/2005 Lutnick et al.
- D503,713 S 4/2005 Lutnick et al.
- D503,935 S 4/2005 Lutnick et al.

DESCRIPTION

FIG. 1 is a top view thereof;
FIG. 2 is a front view thereof;
FIG. 3 is a left side thereof;
FIG. 4 is a right side thereof; and,
FIG. 5 is a rear view thereof.
The design has a flat bottom that is unornamented and a view thereof is omitted from the specification. The subject matter shown in broken line represents unclaimed environmental structure which is shown for illustrative purposes and forms no part of the claimed design.

1 Claim, 3 Drawing Sheets






FIG. 2



FIG. 3

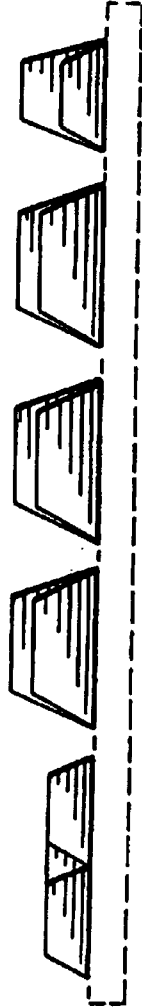


FIG. 4



FIG. 5