



US00D330111S

# United States Patent [19]

[11] Patent Number: Des. 330,111

Hatfield et al.

[45] Date of Patent: \*\* Oct. 13, 1992

[54] SHOE MIDSOLE

[75] Inventors: **Tinker Hatfield; William Worthington**, both of Portland, Oreg.

[73] Assignees: **Nike, Inc.; Nike International, Ltd.**, Beaverton, Oreg.

[\*\*] Term: **14 Years**

[21] Appl. No.: **806,543**

[22] Filed: **Dec. 13, 1991**

[52] U.S. Cl. .... **D2/318; D2/314**

[58] Field of Search ..... **D2/264, 265, 308-314, D2/317-322; 36/25 R, 28, 29, 32 R, 43, 44, 83, 89, 102-107, 112-115, 132, 136, 137**

[56] **References Cited**

### U.S. PATENT DOCUMENTS

D. 311,447	10/1990	Hatfield	.....	D2/320
D. 311,810	11/1990	Hatfield	.....	D2/320
D. 316,324	4/1991	Rogers	.....	D2/320
D. 319,331	8/1991	Hatfield et al.	.....	D2/320
D. 319,337	8/1991	Hatfield	.....	D2/320
D. 321,776	11/1991	Hatfield	.....	D2/314
D. 321,973	12/1991	Hatfield	.....	D2/320
D. 323,418	1/1992	Hatfield	.....	D2/314
D. 324,294	3/1992	Hatfield	.....	D2/314
D. 325,462	4/1992	Rogers	.....	D2/314
4,785,557	11/1988	Kelley et al.	.....	36/32 R
4,817,304	4/1989	Parker et al.	.....	36/29 X

### OTHER PUBLICATIONS

The Fall 1989 Nike Footwear Catalog, published Jan., 1989, pp. 28-29.

The Spring 1990 Nike Footwear Catalog, published Jun., 1989, pp. 22-23, 56-57 and 60-61.

The Spring 1992 Nike Footwear Catalog, published Jun., 1991, pp. 62-63.

The Fall 1992 Nike Footwear Catalog, published Jun., 1992, pp. 38-39.

*Primary Examiner*—Louis S. Zarfes

*Attorney, Agent, or Firm*—Banner, Birch, McKie & Beckett

### [57] CLAIM

The ornamental design for a shoe midsole, as shown and described.

### DESCRIPTION

FIG. 1 is a side elevational view of one side of a shoe midsole showing our new design;

FIG. 2 is a side elevational view of the other side of the shoe midsole shown in FIG. 1;

FIG. 3 is a cross section taken along line 3—3 of FIG. 2;


FIG. 4 is a cross section taken along line 4—4 of FIG. 2;

FIG. 5 is a front elevational view of the shoe midsole shown in FIG. 1;

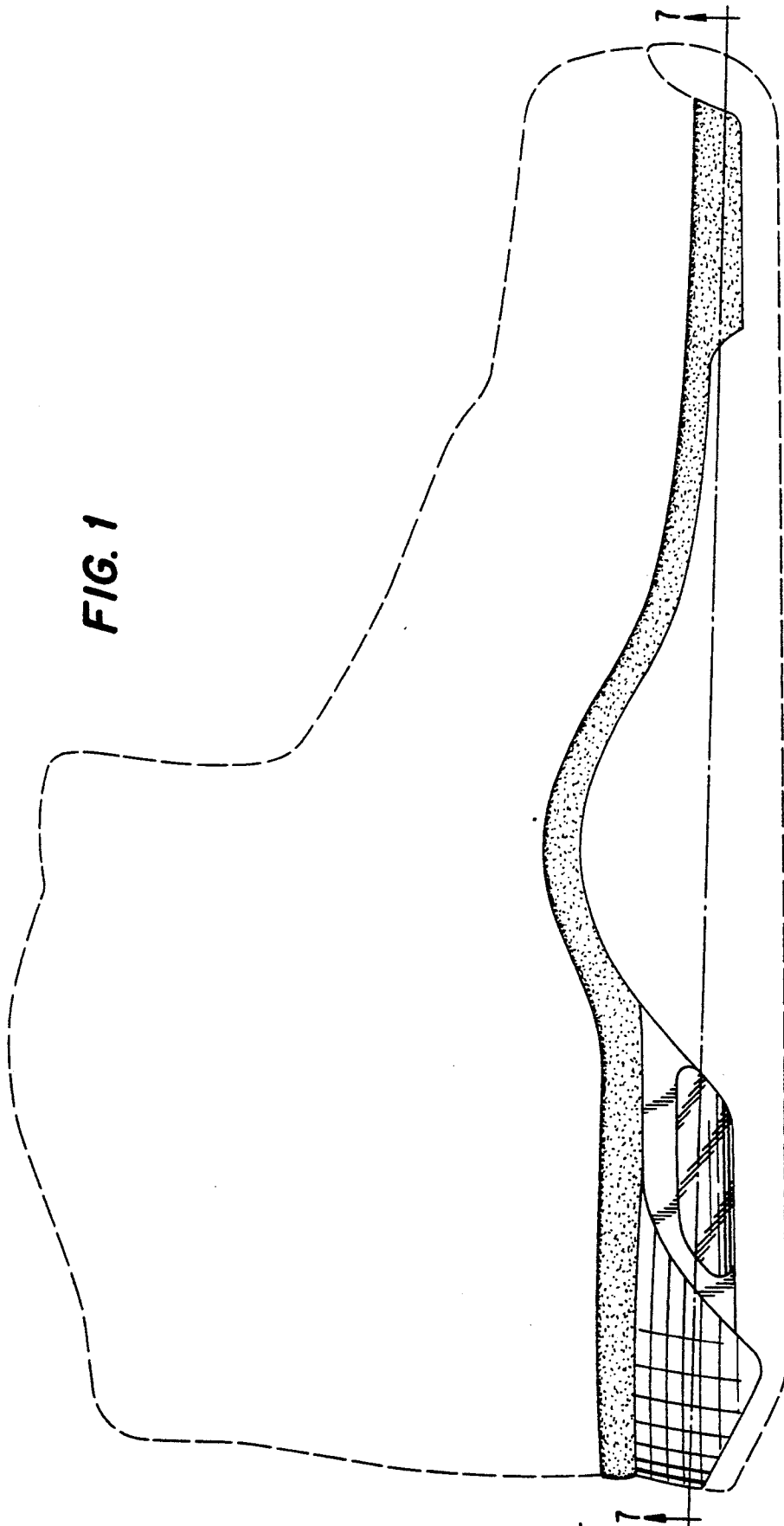
FIG. 6 is a rear elevational view of the shoe midsole shown in FIG. 1; and,

FIG. 7 is a sectional view taken along line 7—7 of FIG. 1.

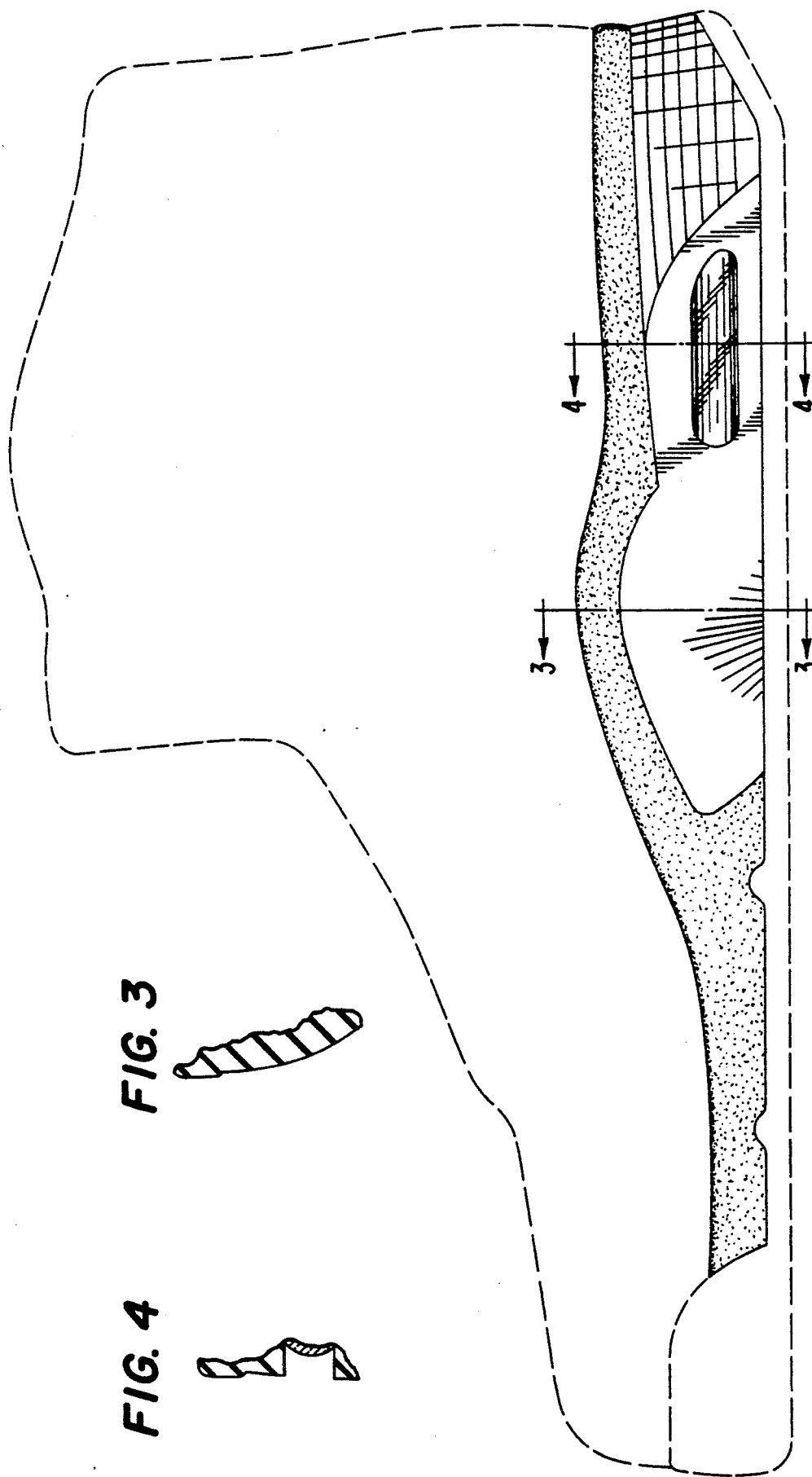
The broken line showing of a shoe upper and a shoe outsole in FIGS. 1, 2, 5 and 6 is for illustrative purposes only and forms no part of the claimed design.



**FIG. 1**



**FIG. 2**



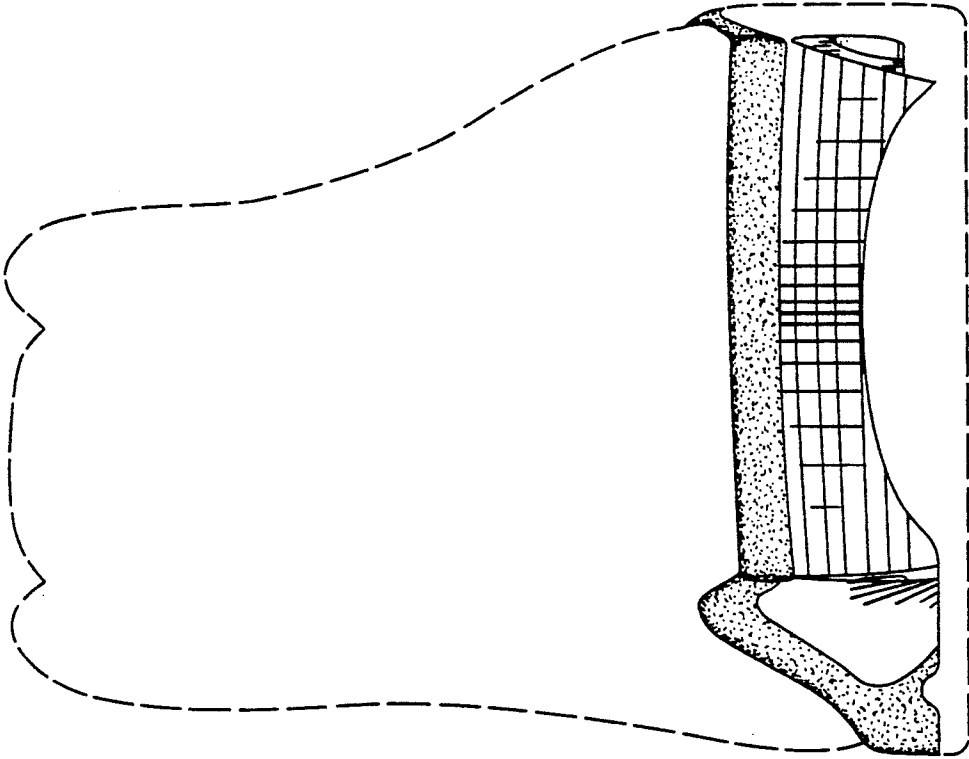
**FIG. 3**



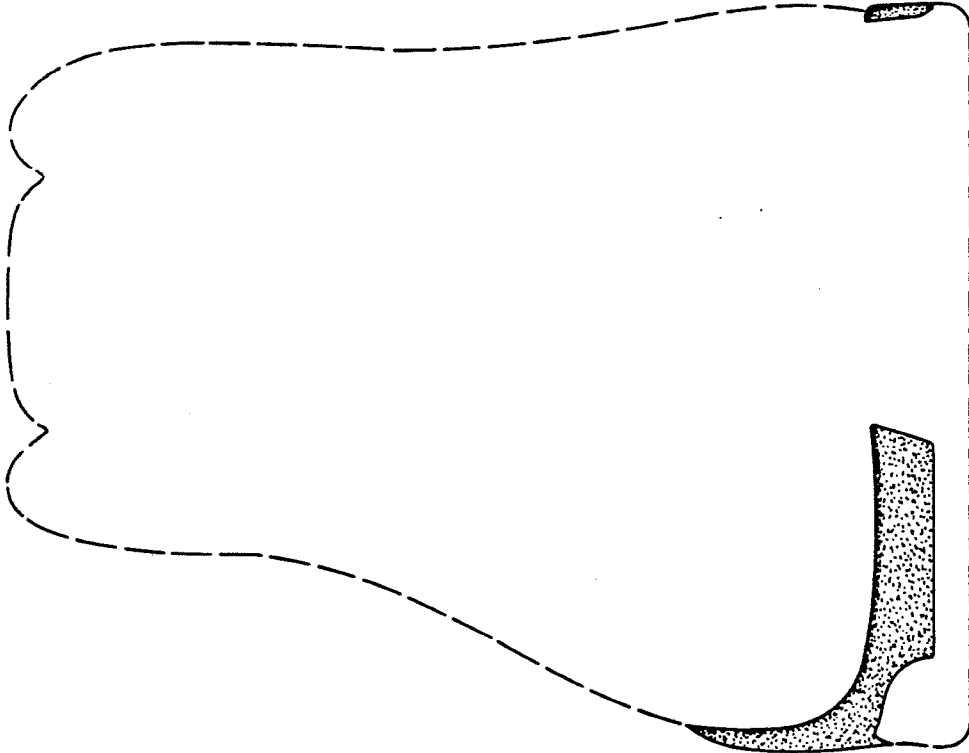
**FIG. 4**



**FIG. 6**



**FIG. 5**



**FIG. 7**

