



US0D1069166S

(12) **United States Design Patent**  
**Li**

(10) **Patent No.:** **US D1,069,166 S**

(45) **Date of Patent:** **\*\* Apr. 1, 2025**

(54) **WHITE NOISE SOUND MACHINE**

D993,937 S *	8/2023	Yan .....	D14/216
D997,162 S *	8/2023	Mai .....	D14/216
D997,908 S	9/2023	Zhu	
D1,028,938 S *	5/2024	Sun .....	D14/216

(71) Applicant: **Chunmiao Li**, Guangdong (CN)

(72) Inventor: **Chunmiao Li**, Guangdong (CN)

**FOREIGN PATENT DOCUMENTS**

(\*\*) Term: **15 Years**

CN 202430166160.8 \* 11/2024

(21) Appl. No.: **29/971,245**

**OTHER PUBLICATIONS**

(22) Filed: **Nov. 1, 2024**

Hushh Sound Machine, Online, Published date Apr. 2, 2016, Retrieved on Jan. 3, 2025 from URL: <https://www.amazon.com/dp/B01D50RYSC/>.\*

(51) **LOC (15) Cl.** ..... **14-01**

(52) **U.S. Cl.**

USPC ..... **D14/216**

(58) **Field of Classification Search**

USPC ..... D14/215, 216, 240, 254, 164, 167, 168,  
D14/210, 214, 219, 314, 496; D24/174,  
D24/185-187, 231; D10/116.1  
CPC . H04R 1/02; H04R 9/06; G10K 15/04; G10K  
11/178; G06F 3/16; A61F 11/08; A61M  
21/00

See application file for complete search history.

\* cited by examiner

*Primary Examiner* — Justin C Dodson  
*Assistant Examiner* — Eric Eldone Tormanen  
 (74) *Attorney, Agent, or Firm* — Michael David Eisenberg

(57) **CLAIM**

The ornamental design for a white noise sound machine as shown and described.

(56) **References Cited**

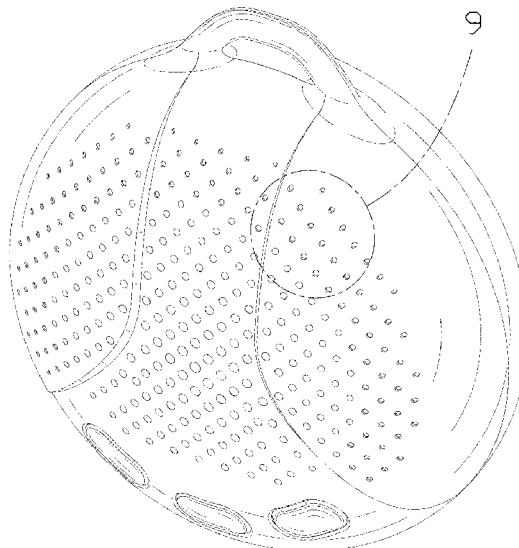
**DESCRIPTION**

**U.S. PATENT DOCUMENTS**

D596,159 S *	7/2009	Yamaji .....	D14/216
D636,760 S *	4/2011	Cheng .....	D14/216
D797,704 S *	9/2017	Fischer .....	D14/216
10,462,557 B1 *	10/2019	Chan .....	H04R 1/2873
D877,113 S *	3/2020	Jin .....	D14/204
D883,329 S *	5/2020	Shi .....	D14/496
D888,688 S *	6/2020	Xie .....	D14/216
D919,662 S *	5/2021	Sun .....	D14/496
D920,538 S	5/2021	Zhang	
D933,046 S *	10/2021	Huang .....	D14/496
D951,912 S *	5/2022	Lin .....	D14/216
D965,176 S *	9/2022	Luo .....	D24/231
D967,053 S *	10/2022	Vozzi .....	D14/204
D967,193 S *	10/2022	Zhang .....	D14/496
D970,551 S *	11/2022	Zhang .....	D14/496
D979,537 S *	2/2023	Johnson .....	D14/216
D979,538 S *	2/2023	Johnson .....	D14/216
D991,910 S *	7/2023	Mao .....	D24/231

FIG. 1 is a front, right and top perspective view of a white noise sound machine, showing my new design.  
 FIG. 2 is a rear, left and bottom perspective view thereof.  
 FIG. 3 is a front elevation view thereof.  
 FIG. 4 is a rear elevation view thereof.  
 FIG. 5 is a left side elevation view thereof.  
 FIG. 6 is a right side elevation view thereof.  
 FIG. 7 is a top plan view thereof.  
 FIG. 8 is a bottom plan view thereof; and,  
 FIG. 9 is an enlarged view of detail 9 in FIG. 1.  
 The dashed broken lines depict portions of the white noise sound machine that form no part of the claimed design. The dot-dash broken lines in FIGS. 1 and 9 depict the boundaries of the enlargements and form no part of the claimed design.

**1 Claim, 9 Drawing Sheets**



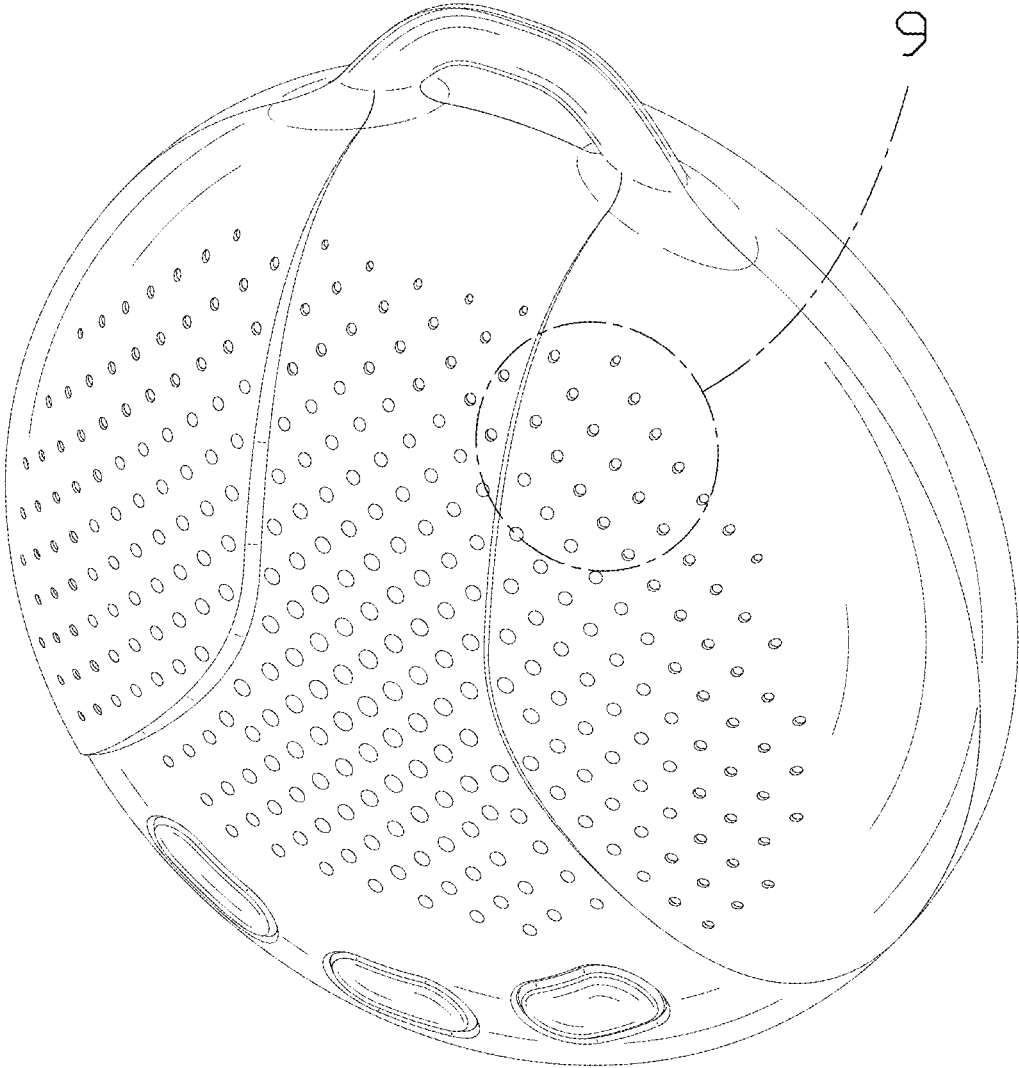


FIG. 1

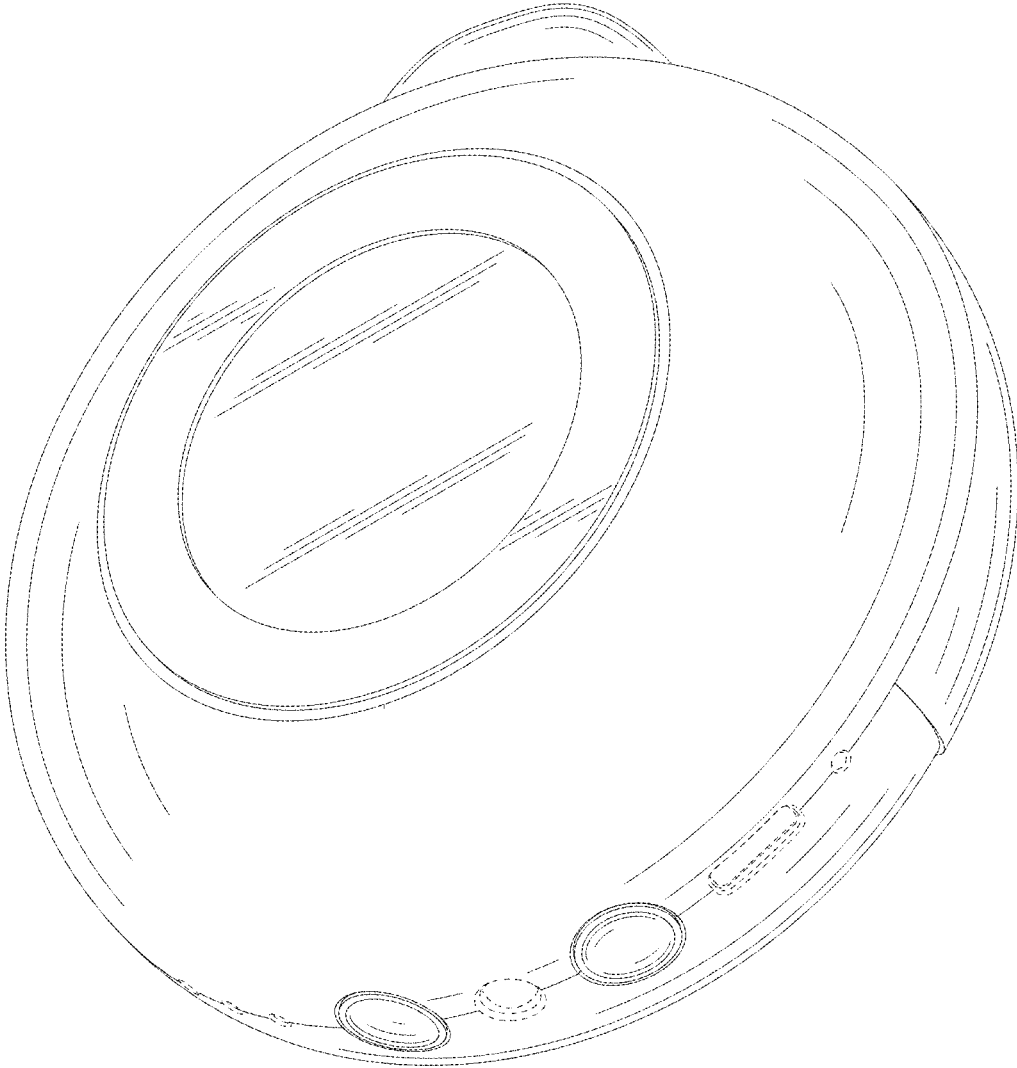


FIG. 2

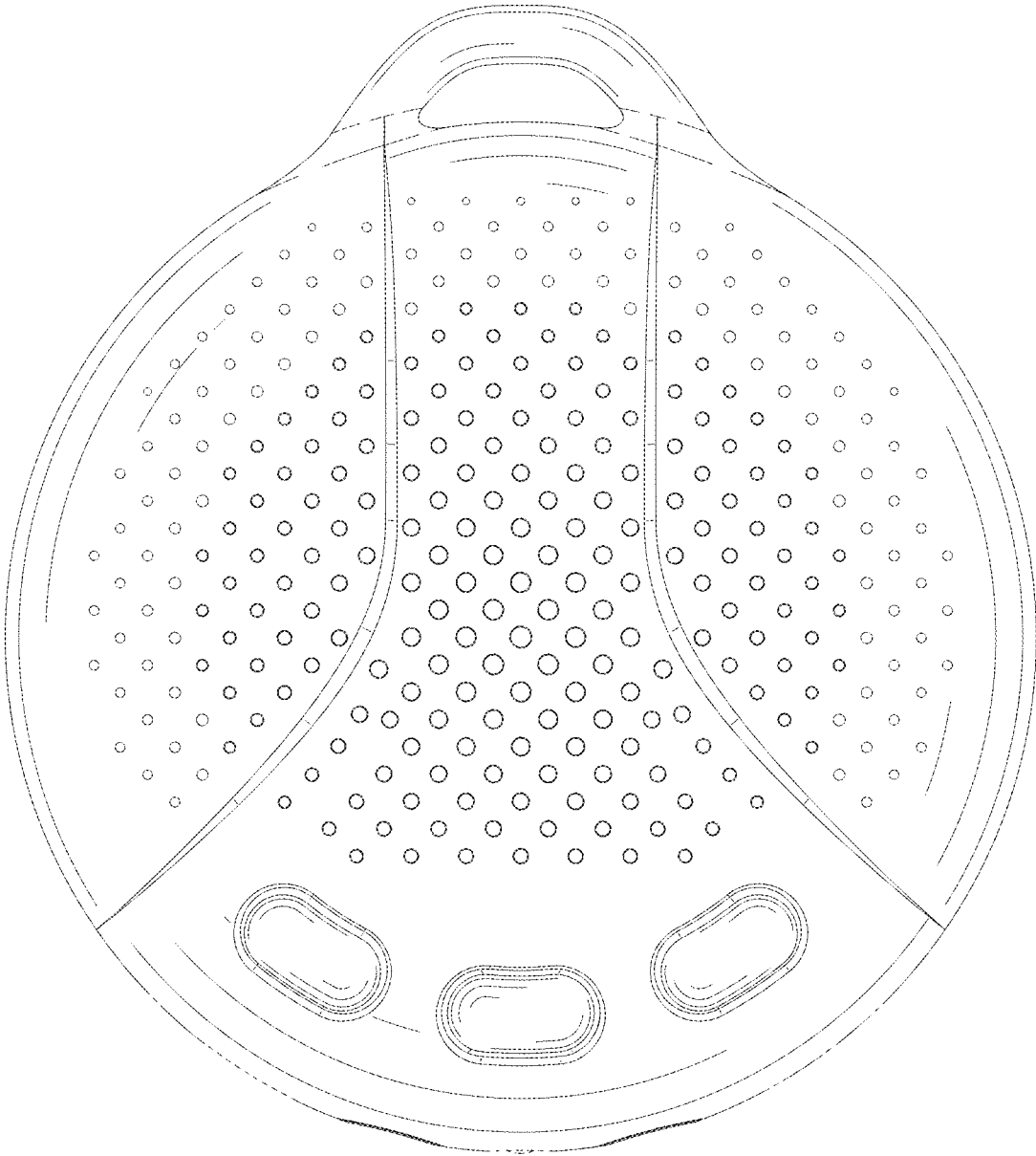


FIG. 3

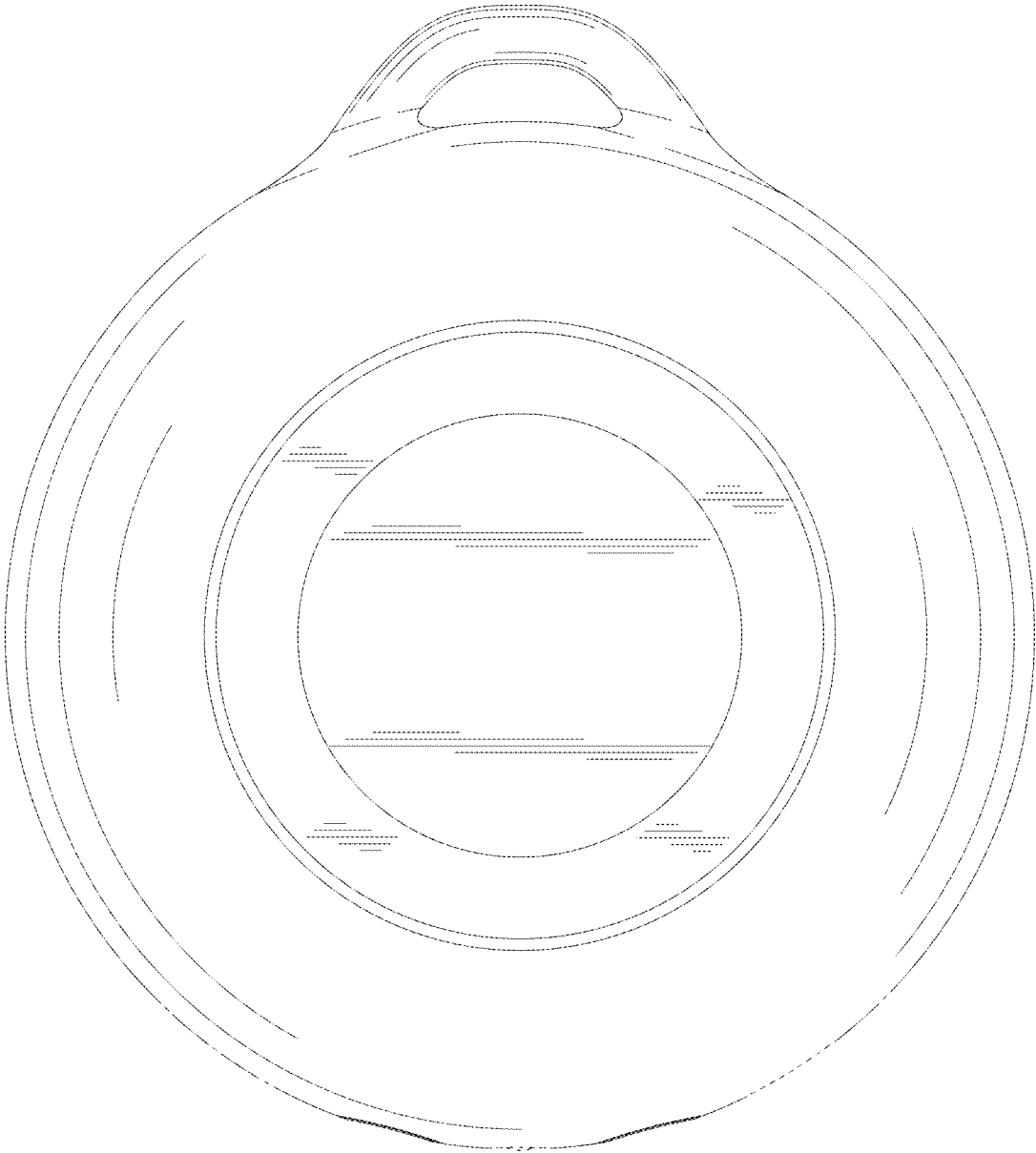


FIG. 4




FIG. 5




FIG. 6

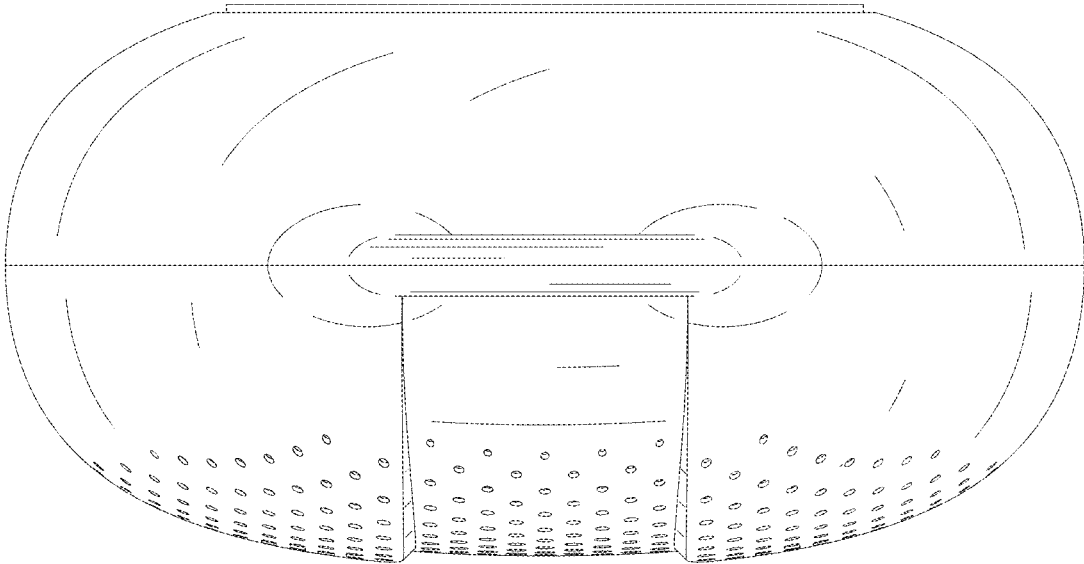


FIG. 7

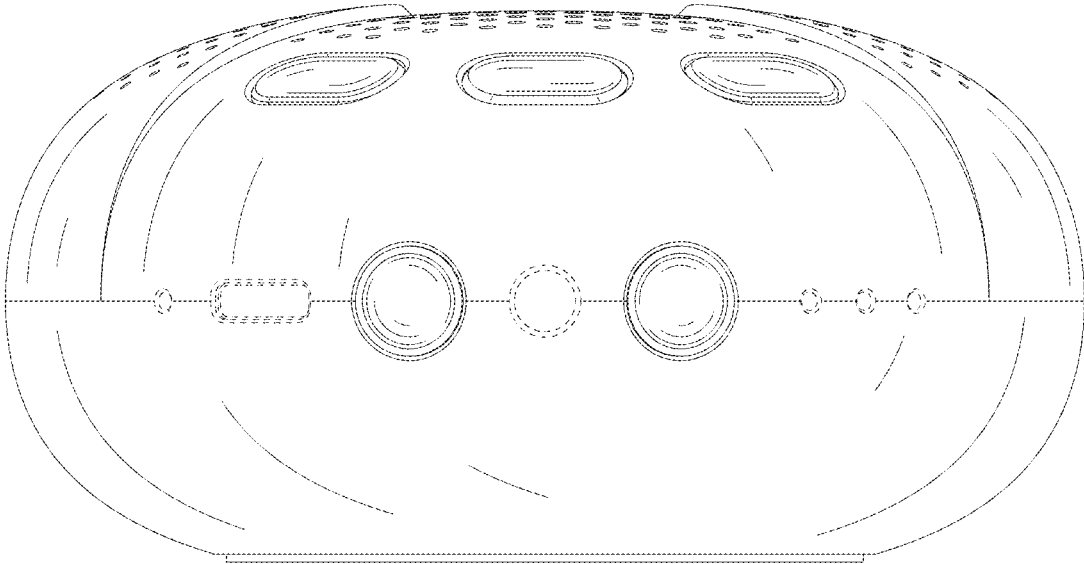


FIG. 8

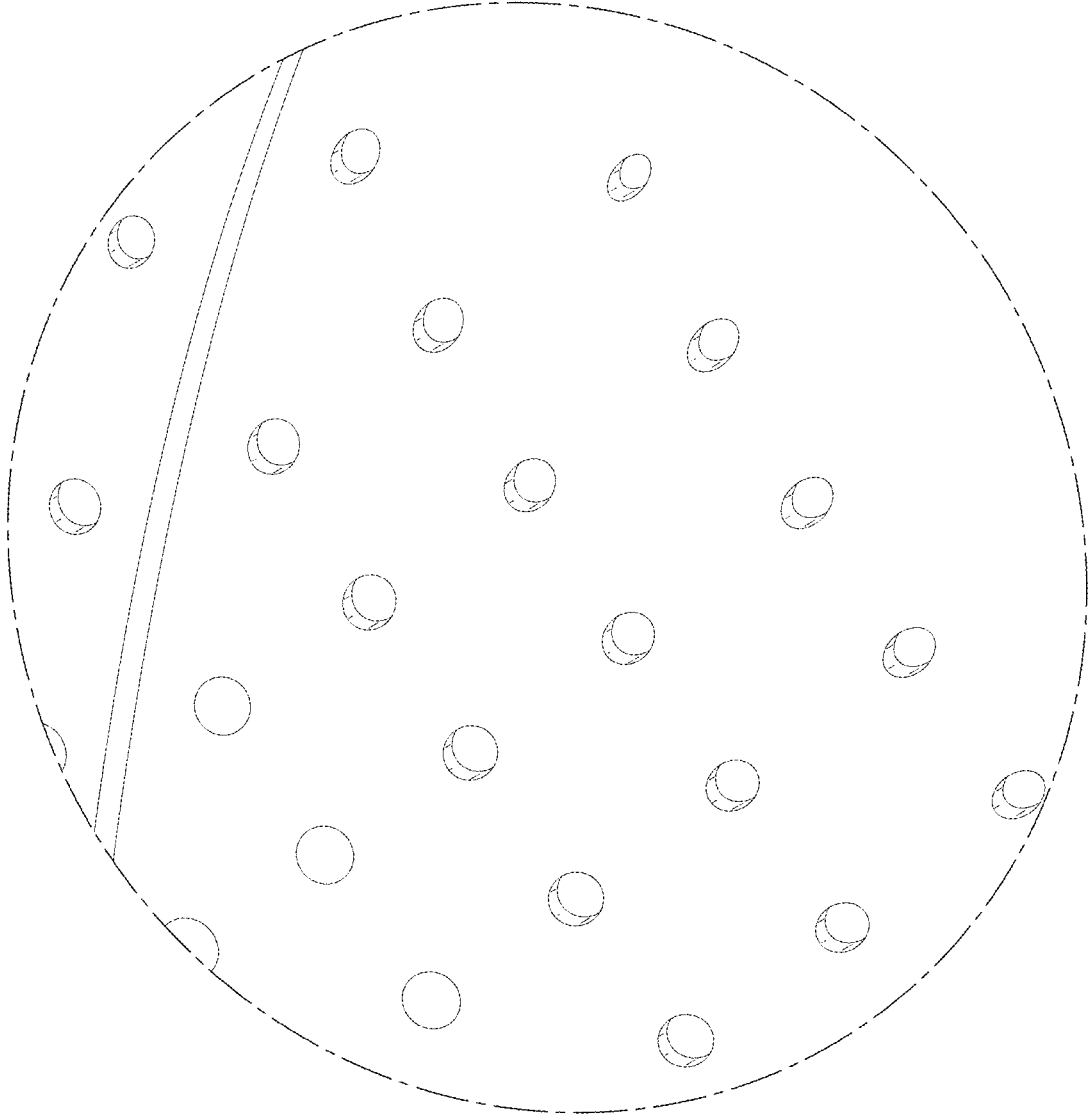


FIG. 9