US00D337326S

United States Patent [19]

Kim

[11] Patent Number: Des. 337,326

[45] Date of Patent: ** Jul. 13, 1993

[54] **PORTABLE TELEPHONE**

[75] Inventor: **Jung-Ill Kim**, Seoul, Rep. of Korea

[73] Assignee: **Hyundai Electronics Industries Co., Ltd.**, Rep. of Korea

[**] Term: **14 Years**

[21] Appl. No.: **777,106**

[22] Filed: **Oct. 16, 1991**

[30] **Foreign Application Priority Data**

Apr. 16, 1991 [KR] Rep. of Korea 91-5234

[52] **U.S. Cl.** **D14/138**; D14/147

[58] **Field of Search** D14/138, 147, 138; 379/440, 433, 428, 419, 420, 434

[56] **References Cited**

U.S. PATENT DOCUMENTS

D. 301,034	5/1989	Fujita et al.	D14/138
D. 304,939	12/1989	Sutoh	D14/138
D. 310,366	9/1990	Akaike et al.	D14/148 X
D. 311.916	11/1990	Tomimatu et al.	D14/148
D. 316,410	4/1991	Watanabe et al.	D14/147 X
D. 319,232	8/1991	Konno et al.	D14/147 X
D. 322,435	12/1991	Nakamachi et al.	D14/138
5,062,132	10/1991	Yasuda	379/61

Primary Examiner—Susan J. Lucas

Attorney, Agent, or Firm—Burns, Doane, Swecker & Mathis

[57] **CLAIM**

The ornamental design for a portable telephone, as shown and described.

DESCRIPTION

FIG. **1** is a top perspective view of a portable telephone showing my new design;

FIG. **2** is a top plan view thereof on an enlarged scale;

FIG. **3** is a bottom plan view thereof on an enlarged scale;

FIG. **4** is a front elevational view thereof on an enlarged scale;

FIG. **5** is a rear elevational view thereof on an enlarged scale;

FIG. **6** is a left side elevational view thereof on an enlarged scale; and,

FIG. **7** is a right side elevational view thereof on an enlarged scale.

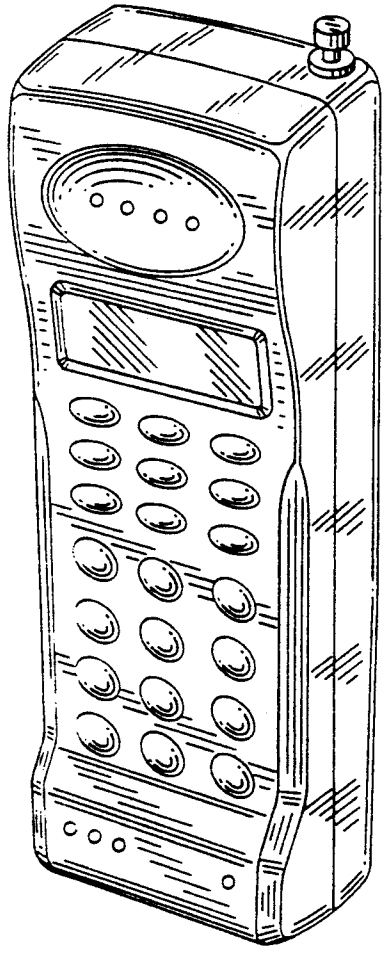

FIG. 1

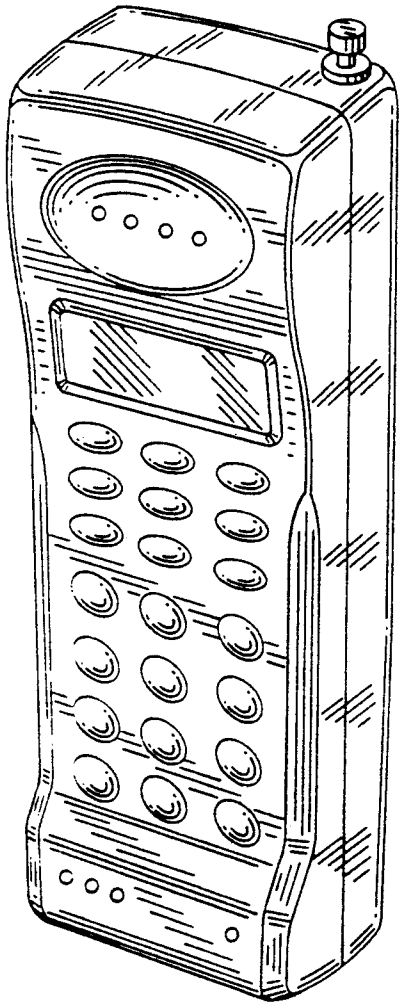

FIG. 2



FIG. 3



FIG. 4

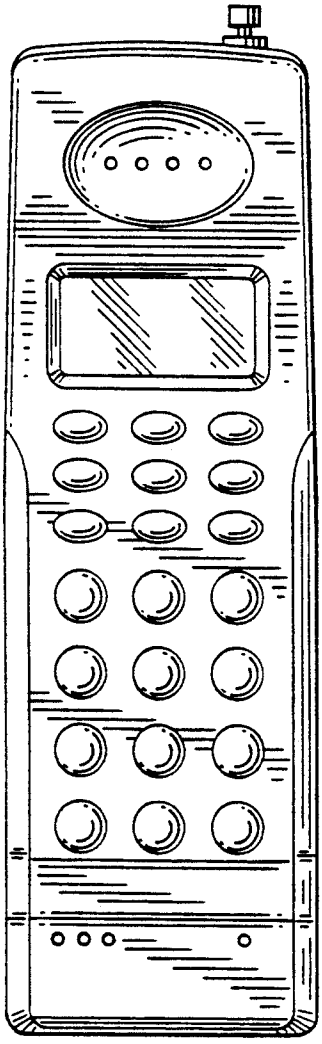

FIG. 5



FIG. 6



FIG. 7

