

S. R. WILMOT.  
Lamp Burner.

No. 108,667.

Patented Oct. 25, 1870.

Fig. 1

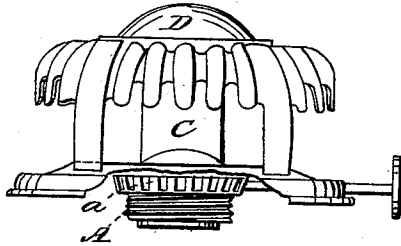


Fig. 2

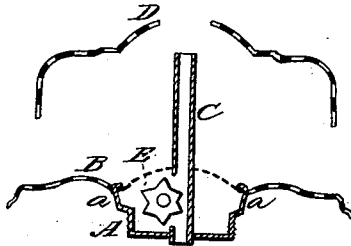


Fig. 3

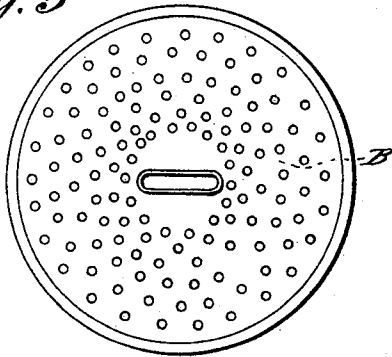



Fig. 4



Witnesses:

J. H. Shumway  
A. J. Tibbits

Inventor:

S. R. Wilmot  
by his Attorney,  
John S. Eawl

# United States Patent Office.

SAMUEL R. WILMOT, OF BRIDGEPORT, CONNECTICUT.

Letters Patent No. 108,667, dated October 25, 1870.

## IMPROVEMENT IN LAMP-BURNERS.

The Schedule referred to in these Letters Patent and making part of the same.

To all whom it may concern :

Be it known that I, SAMUEL R. WILMOT, of Bridgeport, in the county of Fairfield and State of Connecticut, have invented a new and useful Improvement in Lamp-Burners, of which the following is a full, clear, and exact description, reference being had to the accompanying drawings forming part of this specification.

Figure 1 represents a side view of a lamp-burner constructed in accordance with my improvement, a portion of the face-plate being broken away, in illustration of the construction of the lamp-cap or screw, and the relation it occupies to other parts;

Figure 2, a vertical central section of the same;

Figure 3, a top view of the base, showing the manner of securing the cap; and

Figure 4, a view of the cap as struck from a plate of metal before being shaped, or its points or arms turned up to unite it with the base.

Similar letters of reference indicate corresponding parts.

My invention consists in a lamp-cap or screw which is not merely united to the base-plate of the burner by a series of points that project from the cap, but in which said points are so arranged and spaced, and of such depth, width, and number, that, in conjunction with the base-plate, two of the spaces between the points form covered bearings, for the ratchet-wire, outside of the wick-tube, and in proper relation thereto for the operation of the ratchets.

The invention also includes a peculiar construction of the base-plate, by forming it with a central dome, an annular depression, and an outside swell, to provide for accommodation of the ratchets; also to receive the points or prongs of the screw-cap, and to stiffen the base.

In the accompanying drawings—

B represents the base of the burner, and

A, the lamp-cap or screw;

C is the wick-tube;

D, the deflector; and

E, the ratchet or ratchets.

The cap A, which is struck up out of sheet metal, and formed with points *a a* at its edge, to unite it with the base-plate by passing said points, till ar-

rested by shoulders, through perforations in the plate, and then turning them over the latter, as represented in figs. 2 and 3, has its points or arms *a a* so arranged and spaced, and of such depth, width, and number, that two of the spaces provided between said points are made to form, in connection with the base-plate, covered bearings for the ratchet-wire to turn in outside of the wick-tube, and in proper relation thereto for the operation of the ratchet or ratchets.

The axial profile of the base B is formed with reference to the close proximity of the lamp-cap or screw A, and to the specified fit or arrangement of the ratchet-wire, by forming said base with a central dome, to accommodate the ratchet or ratchets E, and an annular depression, to receive the points or prongs *a a*, by which the cap is secure to the base; also to form a top or cover to the bearings made by two of the spaces between the points for the ratchet-wire to turn in, as hereinbefore referred to, and an annular swell outside of such depression, to stiffen the base.

Said base may, furthermore, if desired, have its outer edge turned down, to form an additional bearing for the ratchet-wire running through it, and the deflector D be constructed in the ordinary or any other suitable manner.

What is here claimed, and desired to be secured by Letters Patent, is—

1. The lamp-cap or screw A, having its points *a a*, by which it is united to the base, so arranged and spaced, and of such depth, width, and number, that, when combined with the base, two of the spaces between said points form covered bearings for the ratchet-wire outside of the wick-tube, and in proper relation thereto for the operation of the ratchets, substantially as specified.

2. The base B, constructed with a central dome, an annular depression, and an outside swell, substantially as specified, in combination with the cap A, constructed with points and spaces between the points, as herein set forth.

S. R. WILMOT.

Witnesses:

ELI J. BLACKHAM,

J. B. DENCH.