



(51) International Patent Classification:

C11D 3/50 (2006.01) C11D 3/00 (2006.01)
C11D 11/00 (2006.01) C11D 3/40 (2006.01)

(21) International Application Number:

PCT/US2018/015204

(22) International Filing Date:

25 January 2018 (25.01.2018)

(25) Filing Language:

English

(26) Publication Language:

English

(30) Priority Data:

15/430,397 10 February 2017 (10.02.2017) US

(71) Applicant: HENKEL IP & HOLDING GMBH [DE/DE];
Henkelstrasse 67, 40589 Duesseldorf (DE).

(72) Inventor; and

(71) Applicant: DANZER, Leland M. [US/US]; 3240 West
Frankfurt Drive, Chandler, Arizona 85226 (US).

(72) Inventors: FAIRES, Geoffrey; 29611 North 48th Place,
Cave Creek, Arizona 85331 (US). IMANBEKOVA, Gul-
mira; 11596 East Desert Willow Drive, Scottsdale, Ari-

zona 85255 (US). MASLANKA, Marc; 11213 North 128th
Place, Scottsdale, Arizona 85259 (US).

(74) Agent: KRIVULKA, Thomas G. et al.; Henkel Corpora-
tion, 200 Elm Street, Stamford, Connecticut 06902 (US).

(81) Designated States (unless otherwise indicated, for every
kind of national protection available): AE, AG, AL, AM,
AO, AT, AU, AZ, BA, BB, BG, BH, BN, BR, BW, BY, BZ,
CA, CH, CL, CN, CO, CR, CU, CZ, DE, DJ, DK, DM, DO,
DZ, EC, EE, EG, ES, FI, GB, GD, GE, GH, GM, GT, HN,
HR, HU, ID, IL, IN, IR, IS, JO, JP, KE, KG, KH, KN, KP,
KR, KW, KZ, LA, LC, LK, LR, LS, LU, LY, MA, MD, ME,
MG, MK, MN, MW, MX, MY, MZ, NA, NG, NI, NO, NZ,
OM, PA, PE, PG, PH, PL, PT, QA, RO, RS, RU, RW, SA,
SC, SD, SE, SG, SK, SL, SM, ST, SV, SY, TH, TJ, TM, TN,
TR, TT, TZ, UA, UG, US, UZ, VC, VN, ZA, ZM, ZW.

(84) Designated States (unless otherwise indicated, for every
kind of regional protection available): ARIPO (BW, GH,
GM, KE, LR, LS, MW, MZ, NA, RW, SD, SL, ST, SZ, TZ,
UG, ZM, ZW), Eurasian (AM, AZ, BY, KG, KZ, RU, TJ,
TM), European (AL, AT, BE, BG, CH, CY, CZ, DE, DK,
EE, ES, FI, FR, GB, GR, HR, HU, IE, IS, IT, LT, LU, LV,
MC, MK, MT, NL, NO, PL, PT, RO, RS, SE, SI, SK, SM,

(54) Title: PARTICULATE FRAGRANCE ENHANCERS

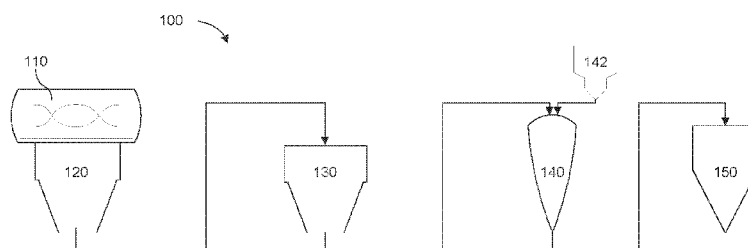


FIG. 1

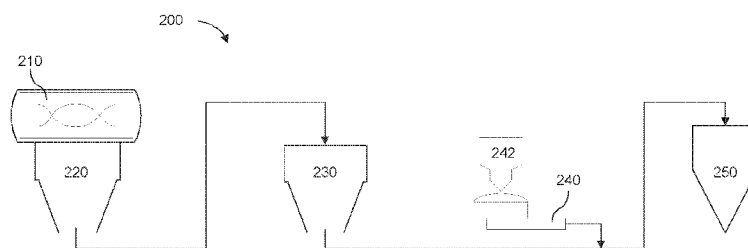


FIG. 2

(57) Abstract: A particulate fragrance enhancer can include a first fragrance, a second fragrance, a coating agent, and a particulate core. The second fragrance can be an encapsulated fragrance. The first fragrance, second fragrance, and coating agent can be coated onto the particulate core.



TR), OAPI (BF, BJ, CF, CG, CI, CM, GA, GN, GQ, GW,
KM, ML, MR, NE, SN, TD, TG).

Declarations under Rule 4.17:

- *as to applicant's entitlement to apply for and be granted a patent (Rule 4.17(ii))*
- *as to the applicant's entitlement to claim the priority of the earlier application (Rule 4.17(iii))*

Published:

- *with international search report (Art. 21(3))*

PARTICULATE FRAGRANCE ENHANCERS

CROSS-REFERENCE TO RELATED APPLICATIONS

The present application claims priority to U.S. Utility Application 15/430,397 filed
5 February 10, 2017 and entitled "PARTICULATE FRAGRANCE ENHANCERS", which is
incorporated herein.

BACKGROUND

In textile washing, it is often desirable to include a fragrance to impart a pleasant scent
to the washing or rinsing bath, as well as to the textile items being cleaned. To this end, many
10 textile care compositions include a fragrance as a basic ingredient. The ability of the textile
care composition to impart a pleasant scent to textiles can be an important feature to consumers
when selecting a specific product. However, in some cases, the textile care composition may
not include a fragrance, or may only be able to include small amounts of fragrance, which are
inadequate to impart the desired scent to the textile items. In such cases, a supplemental
15 fragrance can be added to the washing or rinsing bath.

BRIEF DESCRIPTION OF THE DRAWINGS

Invention features and advantages will be apparent from the detailed description
which follows, taken in conjunction with the accompanying drawings, which together
20 illustrate, by way of example, various invention embodiments; and, wherein:

FIG. 1 depicts a schematic of an example manufacturing process in accordance with
an invention embodiment.

FIG. 2 depicts a schematic of another example manufacturing process in accordance
with an invention embodiment.

Reference will now be made to the exemplary embodiments illustrated, and specific language will be used herein to describe the same. It will nevertheless be understood that no limitation of the scope or to specific invention embodiments is thereby intended.

DESCRIPTION OF EMBODIMENTS

5 Although the following detailed description contains many specifics for the purpose of illustration, a person of ordinary skill in the art will appreciate that many variations and alterations to the following details can be made and are considered to be included herein. Accordingly, the following embodiments are set forth without any loss of generality to, and without imposing limitations upon, any claims set forth. It is also to be understood that the
10 terminology used herein is for the purpose of describing particular embodiments only, and is not intended to be limiting. Unless defined otherwise, all technical and scientific terms used herein have the same meaning as commonly understood by one of ordinary skill in the art to which this disclosure belongs.

As used in this written description, the singular forms “a,” “an” and “the” include
15 express support for plural referents unless the context clearly dictates otherwise. Thus, for example, reference to “a polymer” or “the polymer” can include a plurality of such polymers.

In this application, “comprises,” “comprising,” “containing” and “having” and the like can have the meaning ascribed to them in U.S. Patent law and can mean “includes,” “including,” and the like, and are generally interpreted to be open ended terms. The terms
20 “consisting of” or “consists of” are closed terms, and include only the components, structures, steps, or the like specifically listed in conjunction with such terms, as well as that which is in accordance with U.S. Patent law. “Consisting essentially of” or “consists essentially of” have the meaning generally ascribed to them by U.S. Patent law. In particular, such terms are generally closed terms, with the exception of allowing inclusion of additional items, materials,
25 components, steps, or elements, that do not materially affect the basic and novel characteristics or function of the item(s) used in connection therewith. For example, trace elements present in a composition, but not affecting the compositions nature or characteristics would be permissible if present under the “consisting essentially of” language, even though not expressly

recited in a list of items following such terminology. When using an open ended term, like “comprising” or “including,” in this written description it is understood that direct support should be afforded also to “consisting essentially of” language as well as “consisting of” language as if stated explicitly and vice versa.

5 The terms “first,” “second,” “third,” “fourth,” and the like in the description and in the claims, if any, are used for distinguishing between similar elements and not necessarily for describing a particular sequential or chronological order. It is to be understood that any terms so used are interchangeable under appropriate circumstances such that the embodiments described herein are, for example, capable of operation in sequences other than those illustrated
10 or otherwise described herein. Similarly, if a method is described herein as comprising a series of steps, the order of such steps as presented herein is not necessarily the only order in which such steps may be performed, and certain of the stated steps may possibly be omitted and/or certain other steps not described herein may possibly be added to the method.

 As used herein, the term “substantially” refers to the complete or nearly
15 complete extent or degree of an action, characteristic, property, state, structure, item, or result. For example, an object that is “substantially” enclosed would mean that the object is either completely enclosed or nearly completely enclosed. The exact allowable degree of deviation from absolute completeness may in some cases depend on the specific context. However, generally speaking the nearness of completion will be so as to have the
20 same overall result as if absolute and total completion were obtained. The use of “substantially” is equally applicable when used in a negative connotation to refer to the complete or near complete lack of an action, characteristic, property, state, structure, item, or result. For example, a composition that is “substantially free of” particles would either completely lack particles, or so nearly completely lack particles that the effect would be the
25 same as if it completely lacked particles. In other words, a composition that is “substantially free of” an ingredient or element may still actually contain such item as long as there is no measurable effect thereof.

 As used herein, the term “about” is used to provide flexibility to a numerical range endpoint by providing that a given value may be “a little above” or “a little below” the

endpoint. Unless otherwise stated, use of the term “about” in accordance with a specific number or numerical range should also be understood to provide support for such numerical terms or range without the term “about”. For example, for the sake of convenience and brevity, a numerical range of “about 50 angstroms to about 80 angstroms” should also be understood to provide support for the range of “50 angstroms to 80 angstroms.” Furthermore, it is to be understood that in this specification support for actual numerical values is provided even when the term “about” is used therewith. For example, the recitation of “about” 30 should be construed as not only providing support for values a little above and a little below 30, but also for the actual numerical value of 30 as well.

10 As used herein, a plurality of items, structural elements, compositional elements, and/or materials may be presented in a common list for convenience. However, these lists should be construed as though each member of the list is individually identified as a separate and unique member. Thus, no individual member of such list should be construed as a de facto equivalent of any other member of the same list solely based on their presentation in a common group
15 without indications to the contrary.

Concentrations, amounts, and other numerical data may be expressed or presented herein in a range format. It is to be understood that such a range format is used merely for convenience and brevity and thus should be interpreted flexibly to include not only the numerical values explicitly recited as the limits of the range, but also to include all the individual numerical values or sub-ranges encompassed within that range as if each numerical
20 value and sub-range is explicitly recited. As an illustration, a numerical range of “about 1 to about 5” should be interpreted to include not only the explicitly recited values of about 1 to about 5, but also include individual values and sub-ranges within the indicated range. Thus, included in this numerical range are individual values such as 2, 3, and 4 and sub-ranges such
25 as from 1-3, from 2-4, and from 3-5, etc., as well as 1, 2, 3, 4, and 5, individually.

This same principle applies to ranges reciting only one numerical value as a minimum or a maximum. Furthermore, such an interpretation should apply regardless of the breadth of the range or the characteristics being described.

Reference in this application may be made to compositions, systems, or methods that provide “improved” or “enhanced” performance. It is to be understood that unless otherwise stated, such “improvement” or “enhancement” is a measure of a benefit obtained based on a comparison to compositions, systems or methods in the prior art. Furthermore, it is to be understood that the degree of improved or enhanced performance may vary between disclosed embodiments and that no equality or consistency in the amount, degree, or realization of improvement or enhancement is to be assumed as universally applicable.

Reference throughout this specification to “an example” means that a particular feature, structure, or characteristic described in connection with the example is included in at least one embodiment. Thus, appearances of the phrases “in an example” in various places throughout this specification are not necessarily all referring to the same embodiment.

Example Embodiments

An initial overview of invention embodiments is provided below and specific embodiments are then described in further detail. This initial summary is intended to aid readers in understanding the technological concepts more quickly, but is not intended to identify key or essential features thereof, nor is it intended to limit the scope of the claimed subject matter.

The present disclosure is drawn to particulate fragrance enhancers and methods of manufacturing particulate fragrance enhancers. In some embodiments, a particulate fragrance enhancer can include a first fragrance, a second fragrance that is an encapsulated fragrance, a coating agent, and a particulate core. The first fragrance, second fragrance, and coating agent can be coated onto the particulate core.

In some examples, the particulate fragrance enhancer can be manufactured by coating a particulate core with a coating agent and a first fragrance in a mixing vessel to form a coated particulate core. A second fragrance can be applied to the coated particulate core to form the particulate fragrance enhancer. The second fragrance can be an encapsulated fragrance.

With this overview in mind, fragrance enhancers can generally be employed to impart a scent to textile materials. In some cases, a particular textile care composition can lack a fragrance, can lack sufficient fragrance, or can lack a fragrance of choice to impart a desired scent to textile materials. In such cases, it can be desirable to use a fragrance enhancer in combination with the textile care composition to impart a desired and/or adequate fragrance to the textile materials.

While some fragrance materials can impart a desirable scent to the textile materials, in some cases, they can also have a relatively short lifetime. One way to prolong the lifetime of a particular fragrance is to encapsulate the fragrance in a frangible capsule or shell that can prevent volatilization of the fragrance until the frangible capsule is ruptured. However, this can present challenges in the manufacturing process to prepare a fragrance enhancer composition with an effective amount of un-ruptured encapsulated fragrance. The compositions and methods described herein can overcome some of these challenges by providing a particulate fragrance enhancer with an encapsulated fragrance and method of making the same that can minimize the amount of encapsulated fragrance ruptured during manufacturing.

In further detail, the particulate fragrance enhancer can include a first fragrance. In some embodiments, the first fragrance can be a non-encapsulated fragrance, but encapsulation of the first fragrance can be employed in some examples. Fragrances are well known in the art and the first fragrance can include any suitable fragrance or combination of fragrances. For example, fragrances can include any suitable perfume, cologne, fragrance oil, essential oil, the like, or combinations thereof. The fragrance can be formulated to have a variety of suitable top notes, middle notes, bottom notes, or combinations thereof. In short, there are many fragrances and fragrance combinations that can be used in the particulate fragrance enhancer.

In some specific examples, the first fragrance can be or can include a perfume. Any suitable perfume can be used in the particulate fragrance enhancer. The term "perfume" can refer to a variety of suitable perfume oils, fragrances, and odorants. Individual odorant compounds, e.g. the synthetic products of the ester, ether, aldehyde, ketone, alcohol, and hydrocarbon types, can be used as perfume oils or fragrances. Odorant compounds of the ester

type are, for example, benzyl acetate, phenoxyethyl isobutyrate, p-tert-butyl cyclohexyl acetate, linalyl acetate, dimethyl benzyl carbonyl acetate (DMBCA), phenyl ethyl acetate, benzyl acetate, ethyl methyl phenyl glycinate, allyl cyclohexyl propionate, styrallyl propionate, benzyl salicylate, cyclohexyl salicylate, floramate, melusate, and jasmecyclate. The ethers include, for example, benzyl ethyl ether and ambroxan; the aldehydes, for example, the linear alkanals having 8 to 18 carbon atoms, citral, citronellal, citronellyl oxyacetaldehyde, cyclamenaldehyde, lilial and bourgeonal; the ketones, for example, the ionones, O-isomethyl ionone and methyl cedryl ketone; the alcohols, anethol, citronellol, eugenol, geraniol, linalool, phenylethyl alcohol and terpineol; and the hydrocarbons can include terpenes such as limonene and pinene. Thus, various mixtures of different odorants can be used in combination to produce an attractive fragrance note or combination of fragrance notes.

In some embodiments, the first fragrance can have a flash point of at least 140 °F, but fragrances having a flash point below 140 °F can also be suitable in some instances. In some examples, the first fragrance can have a flash point of at least 160 °F or at least 180 °F. In some specific examples, the first fragrance can have a flash point of from about 185 °F to about 212 °F.

The first fragrance can be present in the particulate fragrance enhancer in a variety of amounts. The specific amount can depend on a number of factors, such as the type of fragrance employed, the desired potency of the fragrance, and the like. In some examples, the first fragrance can be present in the particulate fragrance enhancer in an amount from about 0.1 wt% to about 5 wt%. In yet other examples, the first fragrance can be present in the particulate fragrance enhancer in an amount from about 0.3 wt% to about 3 wt%, or from about 0.5 wt% to about 2.5 wt%.

The second fragrance enhancer can also include any suitable perfume, cologne, fragrance oil, essential oil, the like, or combinations thereof. For example, any of the fragrance components described above with respect to the first fragrance can also be included in the second fragrance. In some examples, the first fragrance and the second fragrance can include or be the same fragrance. In some other examples, the first fragrance or the second fragrance can include different fragrances. In some embodiments, the second fragrance can include from

about 5 wt% to about 30 wt% of a fragrance component. In other examples, the fragrance component can be present in an amount of from about 10 wt% to about 25 wt% of the second fragrance.

5 Further, in some embodiments, the second fragrance enhancer can be an encapsulated fragrance. Encapsulation of the second fragrance can help preserve or extend the lifetime of the fragrance imparted to a particular textile from the particulate fragrance enhancer. In further detail, the second fragrance can include from about from about 70 wt% to about 95 wt% encapsulating polymer. In yet other examples, the second fragrance can include from about 75 wt% to about 85 wt% encapsulating polymer.

10 A variety of encapsulating polymers can be used to encapsulate the fragrance components of the second fragrance. Non-limiting examples can include gelatin, starch, melamine-urea-formaldehyde, melamine-formaldehyde, urea-formaldehyde, an acrylate polymer, a vinyl polymer, the like, or a combination thereof. In some examples, the resulting microcapsule can be water-soluble. In yet other examples, the microcapsule can be water
15 insoluble. Further, the second fragrance can have a particle size of from about 10 microns to about 180 microns. However, in other examples, the second fragrance can have a particle size of from about 10 microns to about 100 microns.

The second fragrance can be present in the particulate fragrance enhancer in an amount from about 0.1 wt% to about 5 wt%. In yet other examples, the second fragrance can be present
20 in the particulate fragrance enhancer in an amount from about 0.3 wt% to about 3 wt%, or from about 0.5 wt% to about 2.5 wt%. However, the ratio of the first fragrance to the second fragrance can vary depending on a variety of factors, such as desired fragrance blend, desired initial fragrance imparted to the textile, desired lifetime of the fragrance imparted to the textile, and the like. In some specific examples, the first fragrance and the second fragrance can be
25 present in the particulate fragrance enhancer at a weight ratio of from about 1:4 to about 3:1. In yet other examples, the first fragrance and the second fragrance can be present in the particulate fragrance enhancer at a weight ratio of from about 1:3 to about 3:1, or from about 1:2 to about 2:1.

The coating agent of the particulate fragrance enhancer can be used to help bind the first fragrance, the second fragrance, and any other desirable components to the particulate core. Any suitable coating agent can be used. Non-limiting examples can include propylene glycol, glycerol, butylene glycol, xylitol, sorbitol, mannitol, maltitol, polyethylene glycol, other polyols, other sugar alcohols, the like, or combinations thereof. In some examples, the coating agent can be a liquid at room temperature (e.g. about 23 °C). In other examples, the coating agent can be a solid at room temperature. Where the coating agent is a solid at room temperature, the coating agent can be further dissolved in a suitable solvent or can be melted prior to application to the particulate core.

The coating agent can be applied in a variety of amounts depending on the type of coating agent, the type and amount of additional components applied to the particulate core, and the like. In some specific examples, the coating agent can be present in the particulate fragrance enhancer in an amount from about 0.001 wt% to about 0.3 wt%. In yet other examples, the coating agent can be present in an amount from about 0.003 wt% to about 0.2 wt%, or from about 0.005 wt% to about 0.1 wt%.

The particulate core can be made of a variety of materials. Non-limiting examples can include inorganic alkali metal salts, organic alkali metal salts, inorganic alkaline earth metal salts, organic alkaline earth metal salts, organic acid particles, carbohydrates, silicates, urea and mixtures thereof. For example, the particulate core can include sodium chloride, potassium chloride, sodium sulfate, sodium carbonate, potassium sulfate, potassium carbonate, sodium hydrogen carbonate, potassium hydrogen carbonate, sodium acetate, potassium acetate, sodium citrate, sodium tartrate, potassium sodium tartrate, calcium chloride, magnesium chloride, calcium lactate, citric acid, tartaric acid, water glass, sodium silicate, potassium silicate, urea, dextrose, fructose, galactose, isoglucose, glucose, saccharose, raffinose, isomalt, the like, or mixtures thereof.

In some examples, the particulate core can have a particle size of from about 0.5 mm to about 5 mm. However, in other examples, the particulate core can have a particle size of from about 0.5 mm to about 1.7 mm, or from about 1.6 mm to about 2.4 mm. The particulate core can be present in the particulate fragrance enhancer in an amount of from about 70 wt%

to about 99 wt%. However, in some examples, the particulate fragrance enhancer can be present in an amount of from about 80 wt% to about 97 wt%, or from about 85 wt% to about 95 wt%.

5 A variety of additional components can also be included in the particulate fragrance enhancer. Non-limiting examples can include a colorant, a corrosion inhibitor, a processing aid, an aversive agent, an anti-static agent, a fabric softening agent, an odor absorbing agent, a color stability agent, the like, or combinations thereof. However, in some examples, the particulate fragrance enhancer is free of or substantially free of a surfactant.

10 In some specific examples, the particulate fragrance enhancer can include a processing aid or flow aid. The processing aid can be incorporated into the formulation to aid in the manufacturing process. In some examples, the processing aid can improve the conveying characteristics of particulate fragrance enhancer, or various components thereof, during the manufacturing process, whether the product is mechanically, pneumatically, or otherwise conveyed. In some examples, the processing aid can prevent excess coating agent from coating
15 the manufacturing equipment. In some additional examples, the processing aid can facilitate removal of the particulate fragrance enhancer from a product container. In some further examples, the flow aid can help prevent coated particulate core particles from sticking together or agglomerating via the adsorption or absorption of moisture. A variety of processing aids can be included in the particulate fragrance enhancer. Non-limiting examples can include
20 stearates, silicates, fumed silicas, precipitated silicas, talc, encapsulated fragrance, powdered salts, the like, or combinations thereof. Where included, the processing aid can typically be present in an amount from about 0.05 wt% to about 5 wt%. In yet other examples, the processing aid can be present in an amount from about 0.1 wt% to about 3 wt%. In some examples, the amount of processing aid incorporated into the particulate fragrance enhancer
25 can be based on angle of repose. As is understood by one skilled in the art, angle of repose relates to the steepest angle from horizontal at which the particulate fragrance enhancer can be piled without slumping. In some examples, the processing aid can be included in the particulate fragrance enhancer in an amount to provide the particulate fragrance enhancer with an angle of repose from about 20 degrees to about 45 degrees. In some additional examples,

the processing aid can be included in the particulate fragrance enhancer in an amount to provide the particulate fragrance enhancer with an angle of repose from about 25 degrees to about 35 degrees.

The present disclosure also describes methods of manufacturing a particulate fragrance enhancer. In one example, the method can include coating a particulate core with a coating agent and a first fragrance in a mixing vessel to form a coated particulate core. In some examples, the coating agent and the first fragrance can be introduced separately into the mixing vessel to form the coated particulate core. In some examples the coating agent can be introduced into the mixing vessel prior to the first fragrance. In other examples, the coating agent and the first fragrance can be introduced into the mixing vessel contemporaneously.

In yet other examples, the coating agent can be combined with one or more additional components to form a pre-mix composition prior to coating the particulate core. For example, in some cases, the pre-mix composition can include a colorant, an aversive agent (e.g. a denatonium compound, or the like), and/or other suitable components. Further, in some examples, the pre-mix composition can include the first fragrance. However, if the viscosity of the pre-mix composition gets too large, the coating process can become challenging. Thus, where a pre-mix composition is used, the pre-mix composition can have a viscosity of from about 5 centipoise (cps) to about 200 cps. In yet other examples, the pre-mix composition can have a viscosity of from about 5 cps to about 45 cps.

Whether the coating agent and the first fragrance are added separately or combined in a pre-mix composition prior to coating, the coating agent and first fragrance can be coated onto the particulate core using a variety of methods. In one example, the coating agent and the first fragrance can be sprayed onto the particulate core. Where this is the case, the addition rate, number of addition nozzles, mixing rate during addition, duration of mixing after coating, and other conditions can be optimized to minimize the amount of time it takes to achieve even coating of the particulate core. In yet other examples, the coating agent and the first fragrance can be added to the mixing vessel without spraying. In such cases, the mixing process itself can be optimized to minimize the amount of time to achieve an even coating of the particulate core.

In some further examples, coating of the particulate core can also include introducing a corrosion inhibitor, a processing aid, an aversive agent, an anti-static agent, a fabric softening agent, an odor absorbing agent, a color stability agent, the like, or combinations thereof into the mixing vessel with the coating agent, the first fragrance, and the particulate core to form the coated particulate core. In some examples, one or more of these agents can also be included in a pre-mix composition, where desirable. The pre-mix composition can be a pre-mix composition that includes the coating agent, or in some examples, the pre-mix composition can be a pre-mix composition, or a second pre-mix composition, that does not include the coating agent, but can optionally include other any other suitable combinations of components. Thus, the various components described herein can be added separately, or in various combinations of pre-mix compositions, to form the coated particulate core.

The mixing vessel used in the manufacturing process can include a variety of suitable mixing vessels. Non-limiting examples can include a plow mixer, a ribbon mixer, a spiral mixer, a paddle mixer, a drum mixer, a v-blender, a conical screw mixer, or the like.

The second fragrance can be applied to the coated particulate core in a number of ways. However, it is noted that the manufacturing process is performed without melting the particulate core or any other components that amount to 5% or 10% or more of the particulate fragrance enhancer, such that the second fragrance is not embedded within a molten composition to protect the microcapsules from breakage during the manufacturing process. Nonetheless, the method of applying the second fragrance to the coated particulate core can be performed in a manner to minimize breakage of the polymeric encapsulation of the second fragrance. For example, in some cases, the method of applying the second fragrance can be performed in a manner such that the encapsulation of less than or equal to 50%, 40%, 35%, 30%, 25%, or 20% of the second fragrance is broken. In some specific examples, the second fragrance can be applied to the coated particulate core in combination with a processing aid or flow aid.

In one specific example, the second fragrance can be applied to the coated particulate core by combining the second fragrance and the coated particulate core in a conical mixer, or equivalent. In some examples, the mixing parameters can be adjusted depending on the

fragility of the polymeric encapsulation used for the second fragrance. In some examples, the second fragrance and the coated particulate core can be mixed for a period of from about 1 minute or 2 minutes to about 8 minutes, 9 minutes, or 10 minutes.

Further, the conical mixer can employ a swing arm and/or a screw. The swing arm can be operated at a variety of speeds. In some specific examples, the swing arm can be operated at a mixing speed of from about 0.5 rpm to about 5 rpm, or from about 1 rpm to about 3 rpm. The screw can also be operated at a number of mixing speeds. In some specific examples, the screw can be operated at a mixing speed of from about 10 rpm to about 100 rpm, or from about 20 rpm to about 80 rpm.

An example manufacturing process 100 employing a conical mixer is generally illustrated in FIG. 1. The coating agent, first fragrance, and particulate core can be mixed in a mixing vessel 110 to form a coated particulate core. The coated particulate core can be transferred to a surge hopper 120 and conveyed to a silo/finished product hopper 130. The coated particulate core can then be transferred to a conical mixer 140. A second fragrance can also be transferred from a storage container 142 to the conical mixer 140. The coated particulate core and the second fragrance are mixed in the conical mixer 140 to form the particulate fragrance enhancer. The particulate fragrance enhancer can then be transferred to a filler 150.

In yet another example, the second fragrance can be applied to the coated particulate core on a conveyor via a vibratory feeder. In some examples, the second fragrance and the coated particulate core can be further conveyed to a filler auger that further mixes the second fragrance and coated particulate core to form the particulate fragrance enhancer. While the filler auger can be operated at a number of mixing speeds, in some examples, the filler auger can have a mixing speed of from about 5 revolutions per minute (rpm) to about 50 rpm. In yet other examples, the filler auger can be have a mixing speed of from about 30 rpm to about 50 rpm.

An example manufacturing process 200 employing a vibratory feeder is generally illustrated in FIG. 2. The coating agent, first fragrance, and particulate core can be mixed in a

mixing vessel 210 to form a coated particulate core. The coated particulate core can be transferred to a surge hopper 220 and conveyed to a silo/finished product hopper 230. The coated particulate core can then be transferred on a conveyor towards a filler 250. A second fragrance can be metered from a storage container 242 via a vibratory feeder 240 onto the conveyor prior to the coated particulate core arriving at the filler 250. The coated particulate core and the second fragrance can be mixed as the second fragrance is metered onto the conveyor via the vibratory feeder 240 and further mixed in the filler 250 to form the particulate fragrance enhancer.

10 **Examples**

Example 1 – Additional of Second Fragrance Directly to the Main Mixing Vessel

In initial manufacturing efforts, the second fragrance was added directly to the main mixing vessel with the coating agent, first fragrance, and particulate core. In many processes, the particulate core is melted to incorporate the encapsulated fragrance. This allows the encapsulated fragrance to become embedded within the molten core material, which provides protection to the encapsulated fragrance until the core material is dissolved away during the textile washing or rinsing process. However, the particulate core material in this manufacturing process is not melted. Thus, the encapsulated fragrance does not receive the added protection of being embedded within the core material of the fragrance enhancer. As such, the shear of the mixing process in the main mixture destroyed approximately 100% of the polymeric encapsulation of the second fragrance.

Example 2 – Additional of Second Fragrance Via a Conical Screw Mixer

The first fragrance and coating agent were combined with the particulate core in the main mixing vessel and then transferred to a VRIECO-NAUTA[®] conical screw mixer where the encapsulated fragrance was added. The conical screw mixer was operated with a variety of mixing parameters to determine the percent breakage of the polymeric encapsulation at the various mixing parameters. The results are summarized in Table 1 below:

Table 1

| Run | Mix Time (Minutes) | Motor (Hz) | % Encap Breakage | Swing Arm (RPM) | Screw (RPM) |
|------------|-------------------------------|-----------------------|-----------------------------|--------------------------------|------------------------|
| 1 | 5 | 40 | 33 | 2.2 | 60 |
| 2 | 5 | 40 | 36 | 2.2 | 60 |
| 3 | 5 | 40 | 34 | 2.2 | 60 |
| 4 | 5 | 40 | 35 | 2.2 | 60 |
| 5 | 2 | 55 | 28 | 3.0 | 82.5 |
| 6 | 1 | 40 | 20 | 2.2 | 60 |
| 7 | 5 | 40 | 35 | 2.2 | 60 |
| 8 | 5 | 40 | 35 | 2.2 | 60 |
| 9 | 5 | 40 | 35 | 2.2 | 60 |
| 10 | 9 | 40 | 48 | 2.2 | 60 |
| 11 | 2 | 25 | 19 | 1.4 | 37.5 |
| 12 | 5 | 61 | 44 | 3.3 | 91.8 |
| 13 | 8 | 25 | 33 | 1.4 | 37.5 |
| 14 | 8 | 55 | 48 | 3.0 | 82.5 |
| 15 | 5 | 40 | 40 | 2.2 | 60 |
| 16 | 5 | 19 | 23 | 1.0 | 28.2 |

As can be seen in Table 1, there are a number of mixing parameters that can be employed using a conical mixer to add an encapsulated fragrance to the particulate fragrance enhancer that can minimize the amount of encapsulation breakage (i.e. maximize the number or amount of intact capsules) of the encapsulated fragrance. In each case, the amount of encapsulation breakage was reduced to below 50% breakage (i.e. capsulation integrity or intact capsules was maintained above 50%). In other cases, the encapsulation breakage was reduced to levels even below 20% breakage (i.e. capsulation integrity or intact capsules was maintained above 80%) .

Example 3 – Additional of Second Fragrance Via a Vibratory Feeder

The first fragrance and coating agent were combined with the particulate core in the main mixing vessel and then transported on a conveyor toward the filler. While en route to the filler, an encapsulated fragrance was deposited onto the conveyor with the coated particulate core. The encapsulated fragrance and coated particulate core were conveyed to a

filler auger, where further mixing of the encapsulated fragrance and the coated particulate core occurred. Due to the minimal amount of shear imparted to the second fragrance using this method, it was observed that there was a 70-93% survival rate of the polymeric encapsulation after filling.

5 It should be understood that the above-described methods are only illustrative of some embodiments of the present invention. Numerous modifications and alternative arrangements may be devised by those skilled in the art without departing from the spirit and scope of the present invention and the appended claims are intended to cover such modifications and arrangements. Thus, while the present invention has been described above
10 with particularity and detail in connection with what is presently deemed to be the most practical and preferred embodiments of the invention, it will be apparent to those of ordinary skill in the art that variations including, may be made without departing from the principles and concepts set forth herein.

15

CLAIMS

What is claimed is:

- 5 1. A particulate fragrance enhancer, comprising:
 a first fragrance;
 a second fragrance, the second fragrance being an encapsulated fragrance;
 a coating agent; and
 a particulate core,
10 wherein the first fragrance, second fragrance, and coating agent are coated
 onto the particulate core.
2. The particulate fragrance enhancer of claim 1, wherein the first fragrance is present in
 the composition in an amount from about 0.1 wt% to about 5 wt%.
- 15 3. The particulate fragrance enhancer of claim 1, wherein the first fragrance has a flash
 point of at least 140 °F.
4. The particulate fragrance enhancer of claim 1, wherein the second fragrance is
20 present in the composition in an amount from about 0.1 wt% to about 5 wt%.
5. The particulate fragrance enhancer of claim 1, wherein the first fragrance and the
 second fragrance are present at weight ratio of from about 1:4 to about 3:1.
- 25 6. The particulate fragrance enhancer of claim 1, wherein the second fragrance
 comprises an encapsulating polymer that is a member selected from of the group
 consisting of: gelatin, melamine-formaldehyde, urea-formaldehyde, an acrylate
 polymer, a vinyl polymer, and combinations thereof.
- 30 7. The particulate fragrance enhancer of claim 1, wherein the second fragrance
 comprises from about 70 wt% to about 95 wt% encapsulating polymer.

8. The particulate fragrance enhancer of claim 1, wherein the second fragrance comprises from 5 wt% to 30 wt% fragrance oils.
- 5 9. The particulate fragrance enhancer of claim 1, wherein the second fragrance has a particle size of from about 10 micron to about 180 micron.
10. The particulate fragrance enhancer of claim 1, wherein the coating agent is present in an amount from about 0.001 wt% to about 0.3 wt%.
- 10 11. The particulate fragrance enhancer of claim 1, wherein the coating agent is a member selected from the group consisting of: propylene glycol, glycerol, butylene glycol, sorbitol, polyethylene glycol, and combinations thereof.
- 15 12. The particulate fragrance enhancer of claim 1, wherein the particulate core is present in an amount from about 70 wt% to about 99 wt%.
13. The particulate fragrance enhancer of claim 1, wherein the particulate core has a particle size of from about 0.5 mm to about 5 mm.
- 20 14. The particulate fragrance enhancer of claim 1, wherein the particulate core is a member selected from the group consisting of: a salt, a sugar, and combinations thereof.
- 25 15. The particulate fragrance enhancer of claim 14, wherein the salt is a member selected from the group consisting of: sodium chloride,
16. The particulate fragrance enhancer of claim 1, further comprising a colorant, a corrosion inhibitor, a processing aid, an aversive agent, an anti-static agent, a fabric

softening agent, an odor absorbing agent, a color stability agent, or a combination thereof.

- 5 17. The particulate fragrance enhancer of claim 1, wherein the fragrance enhancer is substantially free of a surfactant.
18. A method of manufacturing a particulate fragrance enhancer, comprising:
coating a particulate core with a coating agent and a first fragrance in a mixing vessel to form a coated particulate core; and
10 applying a second fragrance to the coated particulate core to form the particulate fragrance enhancer, said second fragrance being an encapsulated fragrance.
- 15 19. The method of claim 18, wherein the coating agent is a member selected from the group consisting of: propylene glycol, glycerol, butylene glycol, sorbitol, polyethylene glycol, and combinations thereof.
- 20 20. The method of claim 18, further comprising combining the coating agent and the first fragrance to form a pre-mix composition prior to coating the particulate core.
21. The method of claim 20, wherein combining further comprises combining a colorant, an aversive agent, or a combination thereof with the coating agent and the first fragrance to form the pre-mix composition.
- 25 22. The method of claim 18, wherein coating comprises spraying the coating agent, the first fragrance, or both onto the particulate core.
- 30 23. The method of claim 18, wherein coating further comprises applying a corrosion inhibitor, a processing aid, or a combination thereof to the particulate core in the mixing vessel to form the coated particulate core.

24. The method of claim 18, wherein the mixing vessel is a member selected from the group consisting of: a plow mixer, a ribbon mixer, a spiral mixer, a paddle mixer, a v-blender, a conical screw mixer, and a drum mixer.
- 5
25. The method of claim 18, wherein applying is performed in manner such that the encapsulation of less than 50% of the second fragrance is broken.
26. The method of claim 18, wherein applying is performed by adding the second
10 fragrance to the coated particulate core on a conveyor via a vibratory feeder.
27. The method of claim 18, wherein applying is performed by combining the second fragrance and the coated particulate core in a conical mixer.
- 15
28. The method of claim 26, wherein the second fragrance and the coated particulate core are mixed for a period of from about 1 minute to about 10 minutes.
29. The method of claim 26, wherein the second fragrance and the coated particulate core
20 are mixed at a swing arm speed of from about 0.5 revolutions per minute (rpm) to about 5 rpm, a screw speed of from about 10 rpm to about 100 rpm, or both.
30. The method of claim 18, wherein applying further comprises applying a processing aid with the second fragrance to the coated particulate core to form the particulate
25 fragrance enhancer.

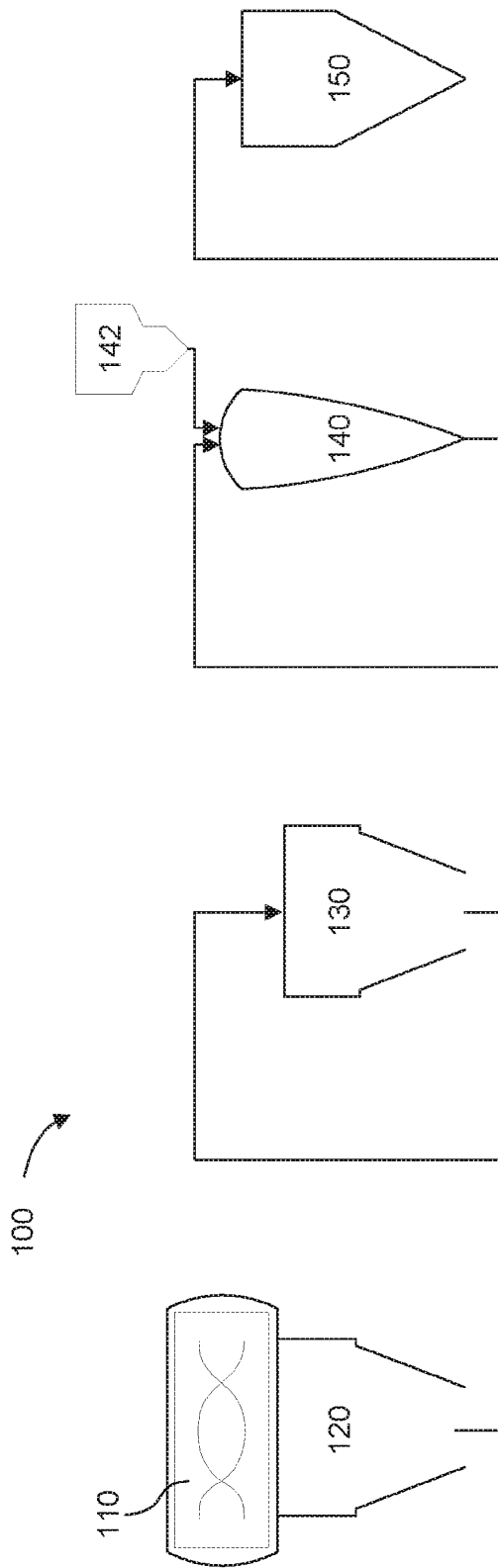


FIG. 1

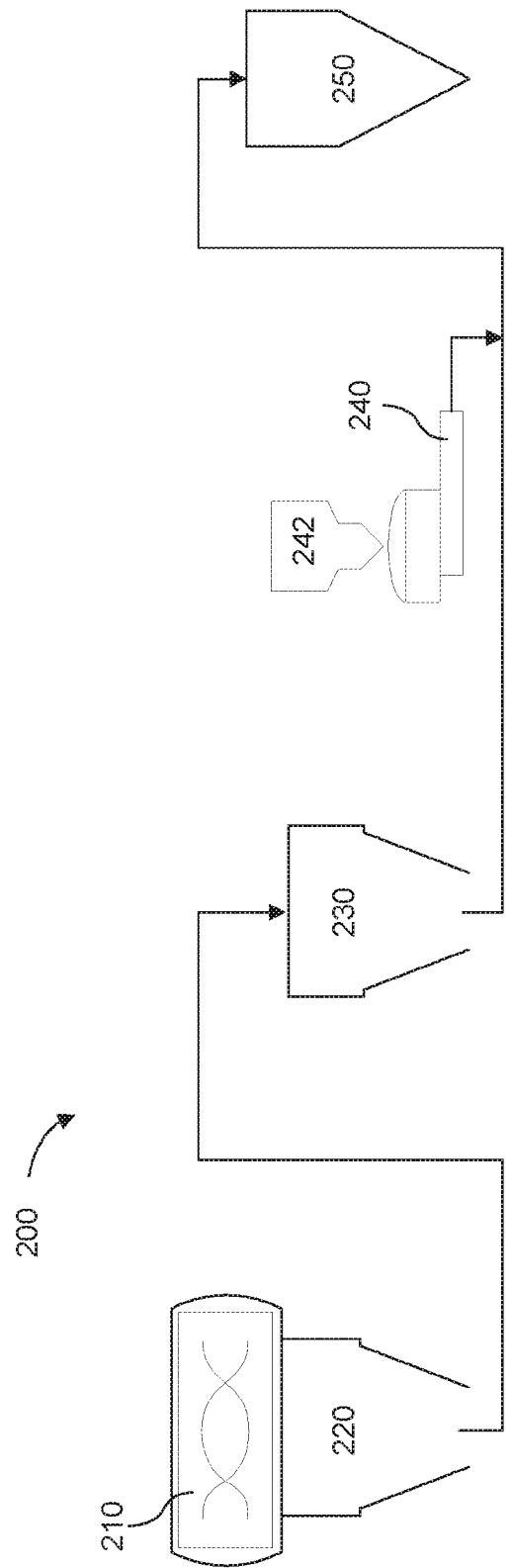


FIG. 2

INTERNATIONAL SEARCH REPORT

International application No.
PCT/US2018/015204**A. CLASSIFICATION OF SUBJECT MATTER****C11D 3/50(2006.01)i, C11D 11/00(2006.01)i, C11D 3/00(2006.01)i, C11D 3/40(2006.01)i**

According to International Patent Classification (IPC) or to both national classification and IPC

B. FIELDS SEARCHED

Minimum documentation searched (classification system followed by classification symbols)

C11D 3/50; A61Q 15/00; A61L 101/02; D06M 13/18; A61K 9/48; A61L 9/01; A61K 7/46; D06M 13/00; C11D 11/00; C11D 3/00; C11D 3/40

Documentation searched other than minimum documentation to the extent that such documents are included in the fields searched

Korean utility models and applications for utility models
Japanese utility models and applications for utility models

Electronic data base consulted during the international search (name of data base and, where practicable, search terms used)

eKOMPASS(KIPO internal) & Keywords: fragrance enhancer, second fragrance, coating agent, particulate core

C. DOCUMENTS CONSIDERED TO BE RELEVANT

| Category* | Citation of document, with indication, where appropriate, of the relevant passages | Relevant to claim No. |
|-----------|---|-----------------------|
| Y | US 2003-0092600 A1 (SHEPHERD JR., WALTER B.) 15 May 2003 See claims 1, 11-12, 17-18; and paragraphs [0009]-[0019]. | 1-30 |
| Y | US 2014-0044761 A1 (INTERNATIONAL FLAVORS & FRAGRANCES INC.) 13 February 2014 See abstract; and claims 29-40. | 1-30 |
| A | US 2010-0221207 A1 (WATKINS, CHERYL et al.) 02 September 2010 See the whole document. | 1-30 |
| A | US 4464271 A (MUNTEANU, MARINA A. et al.) 07 August 1984 See the whole document. | 1-30 |
| A | US 2004-0072719 A1 (BENNETT, SYDNEY WILLIAM et al.) 15 April 2004 See the whole document. | 1-30 |

 Further documents are listed in the continuation of Box C. See patent family annex.

* Special categories of cited documents:

"A" document defining the general state of the art which is not considered to be of particular relevance

"E" earlier application or patent but published on or after the international filing date

"L" document which may throw doubts on priority claim(s) or which is cited to establish the publication date of another citation or other special reason (as specified)

"O" document referring to an oral disclosure, use, exhibition or other means

"P" document published prior to the international filing date but later than the priority date claimed

"I" later document published after the international filing date or priority date and not in conflict with the application but cited to understand the principle or theory underlying the invention

"X" document of particular relevance; the claimed invention cannot be considered novel or cannot be considered to involve an inventive step when the document is taken alone

"Y" document of particular relevance; the claimed invention cannot be considered to involve an inventive step when the document is combined with one or more other such documents, such combination being obvious to a person skilled in the art

"&" document member of the same patent family

Date of the actual completion of the international search

04 May 2018 (04.05.2018)

Date of mailing of the international search report

04 May 2018 (04.05.2018)

Name and mailing address of the ISA/KR

International Application Division
Korean Intellectual Property Office
189 Cheongsa-ro, Seo-gu, Daejeon, 35208, Republic of Korea

Facsimile No. +82-42-481-8578

Authorized officer

NAM, EUI HO

Telephone No. +82-42-481-5580



INTERNATIONAL SEARCH REPORT

Information on patent family members

International application No.

PCT/US2018/015204

| Patent document cited in search report | Publication date | Patent family member(s) | Publication date |
|--|------------------|-------------------------|------------------|
| US 2003-0092600 A1 | 15/05/2003 | US 7186679 B2 | 06/03/2007 |
| US 2014-0044761 A1 | 13/02/2014 | CN 101849891 A | 06/10/2010 |
| | | CN 102755868 A | 31/10/2012 |
| | | CN 104546518 A | 29/04/2015 |
| | | CN 104560398 A | 29/04/2015 |
| | | EP 2196257 A2 | 16/06/2010 |
| | | EP 2500087 A2 | 19/09/2012 |
| | | EP 2862597 A1 | 22/04/2015 |
| | | EP 2862597 B1 | 03/01/2018 |
| | | EP 2865423 A2 | 29/04/2015 |
| | | US 2010-0143422 A1 | 10/06/2010 |
| | | US 2010-0247660 A1 | 30/09/2010 |
| | | US 2012-0237578 A1 | 20/09/2012 |
| | | US 2014-0044760 A1 | 13/02/2014 |
| | | US 2014-0287008 A1 | 25/09/2014 |
| | | US 2015-0164751 A1 | 18/06/2015 |
| | | US 9044732 B2 | 02/06/2015 |
| | | US 9532933 B2 | 03/01/2017 |
| | | US 9763861 B2 | 19/09/2017 |
| US 2010-0221207 A1 | 02/09/2010 | US 2010-0221144 A1 | 02/09/2010 |
| | | WO 2010-101714 A2 | 10/09/2010 |
| | | WO 2010-101714 A3 | 06/01/2011 |
| US 4464271 A | 07/08/1984 | US 4428869 A | 31/01/1984 |
| | | US 4446032 A | 01/05/1984 |
| US 2004-0072719 A1 | 15/04/2004 | CN 1497008 A | 19/05/2004 |
| | | EP 1407753 A1 | 14/04/2004 |
| | | EP 1407753 B1 | 07/03/2007 |
| | | US 2004-0072720 A1 | 15/04/2004 |
| | | US 2004-0138093 A1 | 15/07/2004 |
| | | US 2007-0004610 A1 | 04/01/2007 |
| | | US 2009-0042759 A1 | 12/02/2009 |
| | | US 7122512 B2 | 17/10/2006 |
| | | US 7125835 B2 | 24/10/2006 |
| | | US 7196049 B2 | 27/03/2007 |
| | | US 7491685 B2 | 17/02/2009 |
| | | US 7632789 B2 | 15/12/2009 |