

May 4, 1937.

M. SCHOTTENFELS

2,079,426

SUPPORTING GARMENT

Filed Oct. 2, 1934

2 Sheets-Sheet 1

Fig. 1.

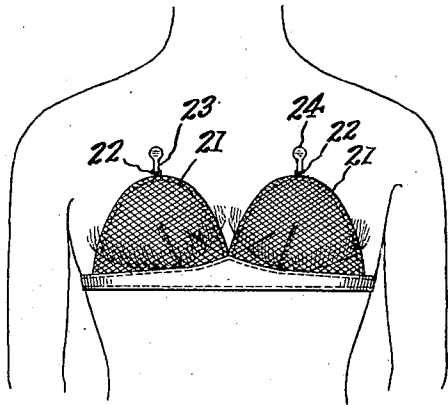


Fig. 2.

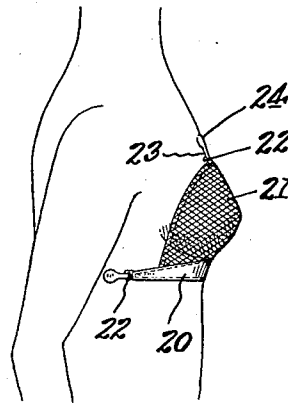


Fig. 5.

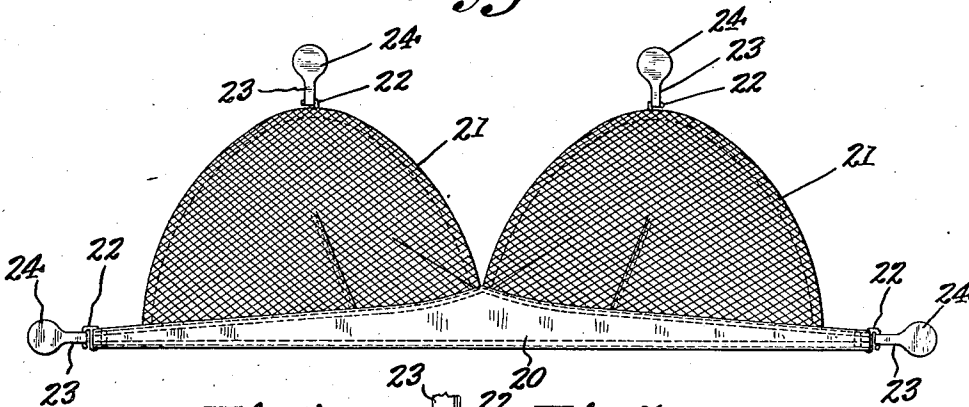
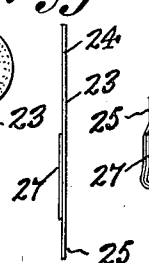
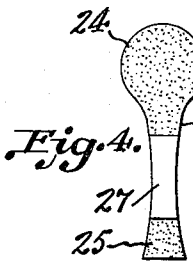


Fig. 5.

Fig. 7.



Inventor
MONROE SCHOTTENFELS

C. P. Goepel.

Attorney

May 4, 1937.

M. SCHOTTENFELS

2,079,426

SUPPORTING GARMENT

Filed Oct. 2, 1934

2 Sheets-Sheet 2

Fig. 8.

Fig. 9.

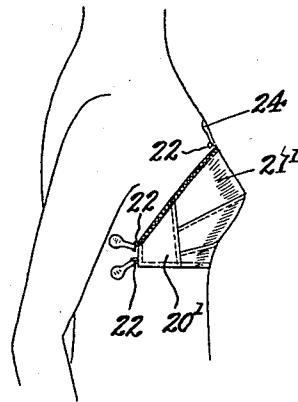
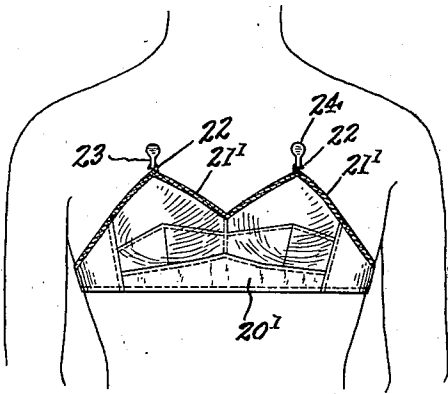


Fig. 15.

Fig. 10.

Fig. 11.

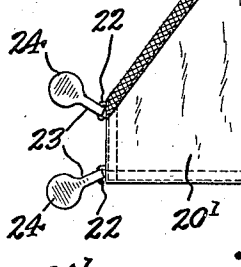
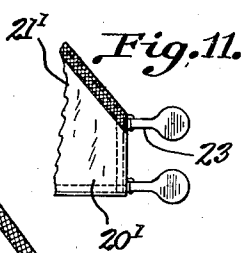
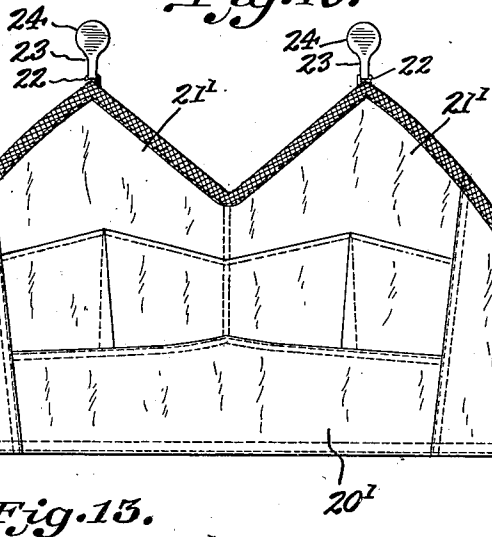
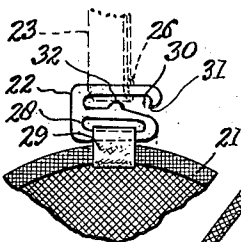
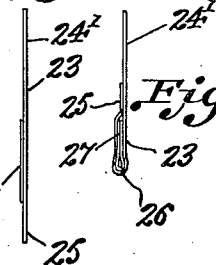
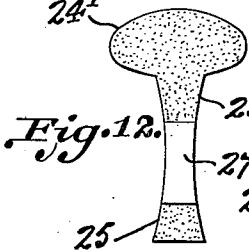


Fig. 13.

Fig. 14.



Inventor
MONROE SCHOTTENFELS

C. P. Joepel.

Attorney

334

UNITED STATES PATENT OFFICE

2,079,426

SUPPORTING GARMENT

Monroe Schottenfels, New York, N. Y.

Application October 2, 1934, Serial No. 746,544.

1 Claim. (Cl. 2—42)

The present invention relates to improved means for supporting garments on the body, particularly nether garments, such as brassières, bandeaux and the like, and has for an object to provide a support which will take the place of the usual ribbons, straps and the like which at the same time are easily displaced and easily slip out of position.

Another object of the present invention is to provide a support which may be attached to the body of the wearer directly at the points of support or attachment of the garment so that the points of support of the garment cannot slip or slide or otherwise become displaced by movements of the body and so that the garment will be held firmly and securely in place and against shifting or sagging.

This invention further aims to provide a support which may have the color of the garment, the outer dress, or the skin so as not to be noticeable when worn and a support which is in the character of adhesive material, such as surgical or medical tape, and which may be given various shapes, configurations or sizes and be used in desired numbers to accommodate the supporting means to the garment and to the wearer.

A still further object of the invention is to provide a support of this character which may be manufactured and vended as an independent article for use on garments in lieu of ribbons, straps or the like and which are so constructed that they may be readily attached to the garment in a quick and easy manner.

With the foregoing and other objects in view, the invention will be more fully described hereinafter, and will be more particularly pointed out in the claim appended hereto.

In the drawings, wherein like symbols refer to like or corresponding parts throughout the several views,

Figure 1 is a front elevation of a brassière in position on the body and secured in place by the supports of this invention.

Figure 2 is a side elevation of the same.

Figure 3 is an enlarged front elevation of the brassière flattened out and showing the supports applied thereto at the usual points of support of the garment.

Figure 4 is a detail plan view of one of the supports in open position.

Figure 5 is an edge view of the same.

Figure 6 is a similar view but with the support folded ready for application to the garment.

Figure 7 is a fragmentary perspective view of a portion of the garment having a hook and showing the folded support about to be placed thereon.

Figure 8 is a front elevation of a modified form of the brassière applied to the body by means of the supports of this invention.

Figure 9 is a side elevation of the same.

Figure 10 is an enlarged plan view of the brassière in flattened position showing the supports of the invention applied thereto.

Figure 11 is a fragmentary view of one end of the brassière showing a slightly modified arrangement of the supports.

Figure 12 is a detail plan view of a modified form of one of the supports in open position.

Figure 13 is an edge view of the same.

Figure 14 is a similar view with the modified support folded over for use, and

Figure 15 is a fragmentary enlarged perspective view of a portion of the garment showing in combination a type of hook for holding the support or tab in place.

Referring now to the drawings, and first to the form of the invention shown in Figures 1 to 7 inclusive, the invention is shown as applied to a nether garment of the brassière type having a lower band portion adapted to extend across the front of the body and which is provided with a pair of upstanding pocket portions. The garment embodying the invention has attached thereto laterally opening hooks. There is a hook disposed at the upper end of each pocket, and also a hook disposed at each end of the band portion, which latter hooks are usually disposed at the opposite sides of the body substantially beneath the arms when lowered.

As shown to advantage in Figure 4, the supports of this invention each comprise a tab of adhesive material or the like having the adhesive on one side and which has a relatively narrow portion terminating at one end in an enlarged head of sufficient size to obtain the necessary purchase on the body to hold the support and the adjacent portion of the garment firmly in place.

The other end of the support or tab is preferably flared or slightly enlarged as to correspond with the lower or inner portion of the head and is adapted to be folded over into surface contact therewith, as shown in Figure 6, for securing the intermediate portion of the tab in the form of a loop.

In order to maintain the loop open and ad-

mit of the free insertion of the adjacent hook 22 laterally into the loop 26, an inner face strip 27, of adhesive or non-adhesive material, is disposed in surface contact with the looped portion 5 of the tab 23 and at its inner side so that the surfaces of the face strip 27 and the tab 23 are in adhesive contact with each other. Thus, the back of the face strip 27 is exposed to the interior of the loop 26 to provide a smooth and 10 non-adhesive surface for maintaining the loop open.

From Figure 3, it will be noted that the supports or tabs 23 at the opposite ends of the band portion 20 of the garment are disposed in lengthwise relation thereto so as to hold the band 20 in stretched position across the front of the body and by the adherence of the heads 24 directly to the skin.

Referring now to the modifications shown in 20 Figures 8 to 14, the body portion of the brassière may have a relatively wide band portion 20' which is built into the structure of the garment with upstanding pocket portions 21', and in this instance, as shown in Figure 10, the band portion 25 20' is relatively wide and may require a pair or more of attaching hooks 22 which are vertically spaced apart.

In this instance, the tabs 23 at each end of the band portion 20 are disposed in diverging relation so as to not only hold the band portion taut in a lengthwise direction but to also hold it flat in a vertical direction and eliminate creases, folds and the like.

As shown in Figure 11, however, it may be found 35 desirable to dispose the tabs 23 at opposite ends of the band portion in parallel relation so as to exert a pull lengthwise of the band portion 20' at vertically spaced parts thereof. The upper ends of the pocket portions 21' may be pointed 40 and the hooks 22 may be secured at such pointed portions so as to receive the tabs 23 disposed at the upper portion of the garment.

As shown in Figure 12, the tab 23 with its face strip 27 may be provided with an edgewise enlarged head 24' merely to provide additional 45 surface contact with the body to support the garment when the latter is of a relatively heavy construction. It is appreciated that various other configurations may be given to the support than 50 as shown in Figures 4 and 12 provided that the open loop 26 or its equivalent be disposed for connection with the points of attachment of the garment.

As shown in Figure 15 the supporting means 55 for the garment 21 embodies in its combination the hook 22 which may be of flat or plate form of metal or other suitable material having a closed loop 28 at one end for receiving a tape 29, stitches or other suitable means for attaching 60 the hook 22 to the portion of the garment 21. The outer end of the plate 22 is provided with a laterally opening loop 30 having at its open side

a depending finger 31 and the adjacent portion of the plate 22 is beveled or inclined to provide a downwardly and laterally extending throat leading into the loop 30.

The plate 22 is also provided at an intermediate point with an outwardly extending projection 32 which extends outwardly beyond the transverse plane of the free end of the finger 31 to engage the closed end of the loop 26 of the tab when the latter is in engagement with the hook 22. The 10 projection 32 holds the loop 26 from accidentally moving inward to escape the finger 31 so that the tab 23 is securely held to the hook 22 except when the tab is slid in an edgewise direction and bent downwardly about the finger 31. 15

It will be noted in all instances that these adhesive supports or tabs are relatively short and small, are inconspicuous and afford a firm means of attachment for the points of support of the garment to the body directly at such points so that the garment cannot shift or sag, and may at all times follow the movements of the body. 20

Of course the supports or tabs may be attached to other garments or be otherwise used as is found expedient depending on the nature of the wearing apparel to be supported and also on the location of the necessary points of support. It will also be understood that these adhesive supports may be frequently renewed and may be manufactured in different colors, shapes or designs and sizes to meet conditions of wear, and the supports may be independently sold either singly or in sets and provide a relatively cheap and inexpensive article of manufacture. By using supports of this character all ribbons, straps, bands and the like 35 are unnecessary and the garment supported is held firmly at all points to the body.

The garment described is provided with hooks at its supporting extremities and these hooks may be readily associated with a support or supports on the body of the wearer, as herein described, or the hooks may be applied to a supporting strap passing around the body of the wearer, or they may be applied to the dress of the wearer. 40

It is obvious that various changes and modifications may be made in the details of construction and design of the above specifically described embodiment of this invention without departing from the spirit thereof, such changes and modifications being restricted only by the scope of 50 the following claim.

What is claimed is:—

In combination, a pair of breast pockets, a strip secured to the lower edges of the pockets for connecting the pockets together, a plurality of tabs 55 each provided with an adhesive on one side thereof, a loop carried by each tab, and detachable means carried by the upper portion of each pocket and the opposite ends of said strip engageable in said loops. 60

MONROE SCHOTTENFELS.