



US00D341459S

**United States Patent** [19]  
**Yang**

[11] **Patent Number: Des. 341,459**

[45] **Date of Patent: \*\* Nov. 16, 1993**

- [54] **ROLLING FILE CART**
- [75] **Inventor: Peter Yang, Taipei, Taiwan**
- [73] **Assignee: Fancy International Co., Ltd., Taiwan**
- [\*\*] **Term: 14 Years**
- [21] **Appl. No.: 900,084**
- [22] **Filed: Jun. 12, 1992**
- [52] **U.S. Cl. .... D34/21; D34/17**
- [58] **Field of Search .... D34/12, 17, 19, 20, D34/21, 22; 280/79.3, 79.2, 47.35, 47.19; 211/133, 126, 181, 150**

4,953,879 9/1990 Cain et al. .... 280/47.19

*Primary Examiner*—Kay H. Chin

[57] **CLAIM**

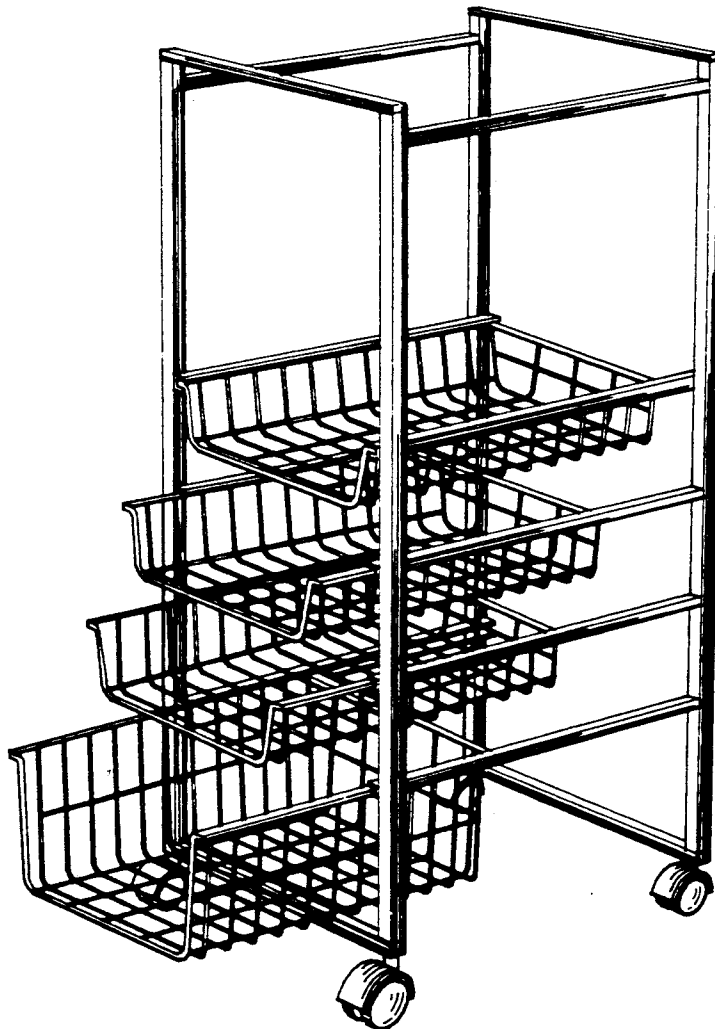
The ornamental design for a rolling file cart, as shown and described.

**DESCRIPTION**

FIG. 1 is a top view of a rolling file cart showing the preferred embodiment of my new design;  
 FIG. 2 is a front view of the rolling file cart of FIG. 1;  
 FIG. 3 is a left side view of the rolling file cart of FIG. 1;  
 FIG. 4 is a rear elevation view of the rolling file cart of FIG. 1;  
 FIG. 5 is a right side view of the rolling file cart of FIG. 1;  
 FIG. 6 is a bottom view of the rolling file cart of FIG. 1; and,  
 FIG. 7 is a perspective view thereof showing trays in various pulled out condition.

[56] **References Cited**  
**U.S. PATENT DOCUMENTS**

D. 276,089	10/1984	Hutchins	.....	D34/21
3,963,125	6/1976	Baggott	.....	280/79.3
4,627,542	12/1986	Fredrickson	.....	211/150
4,890,748	1/1990	Visser	.....	211/133






FIG. 1

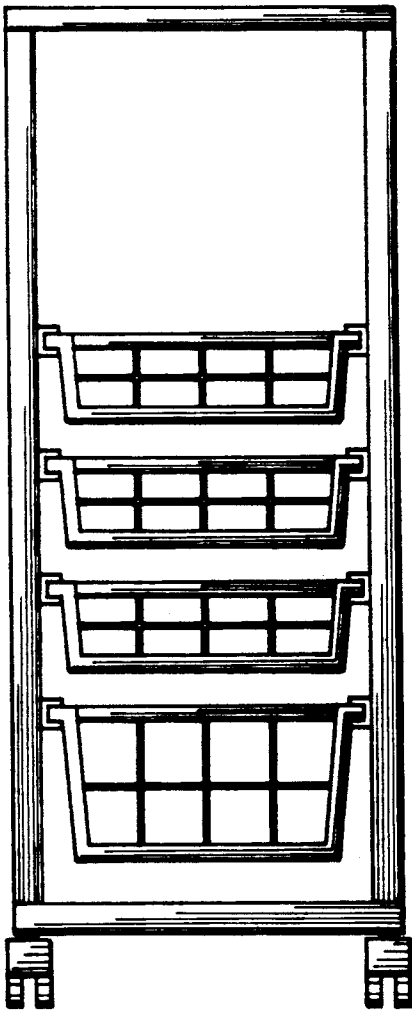


FIG. 2

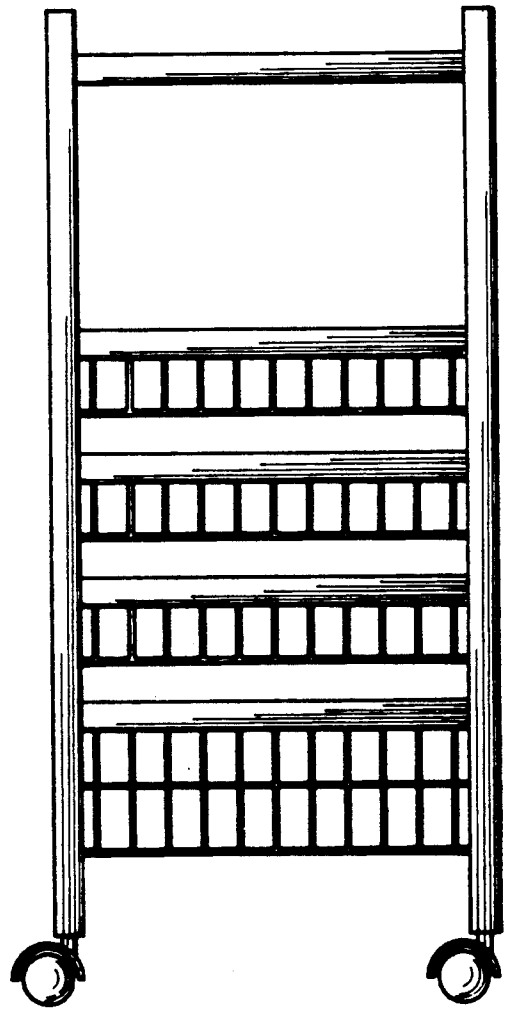


FIG. 3

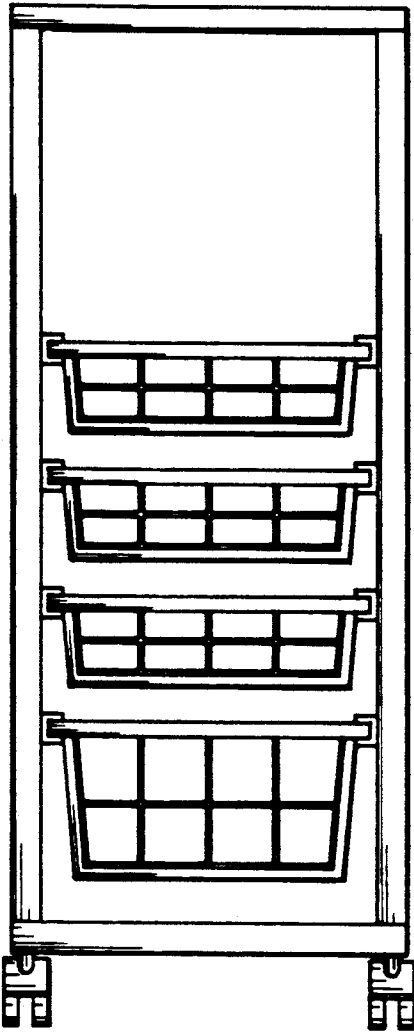


FIG. 4

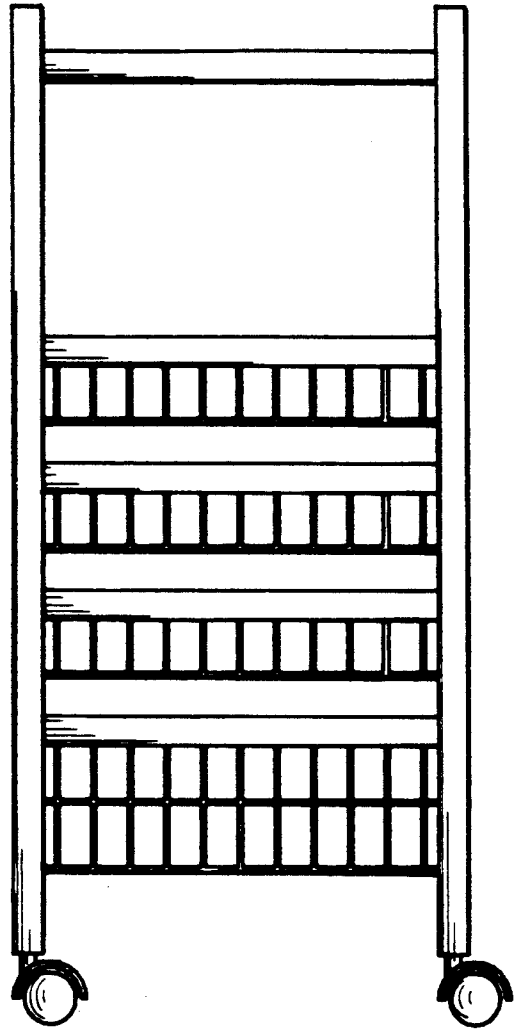


FIG. 5




FIG. 6

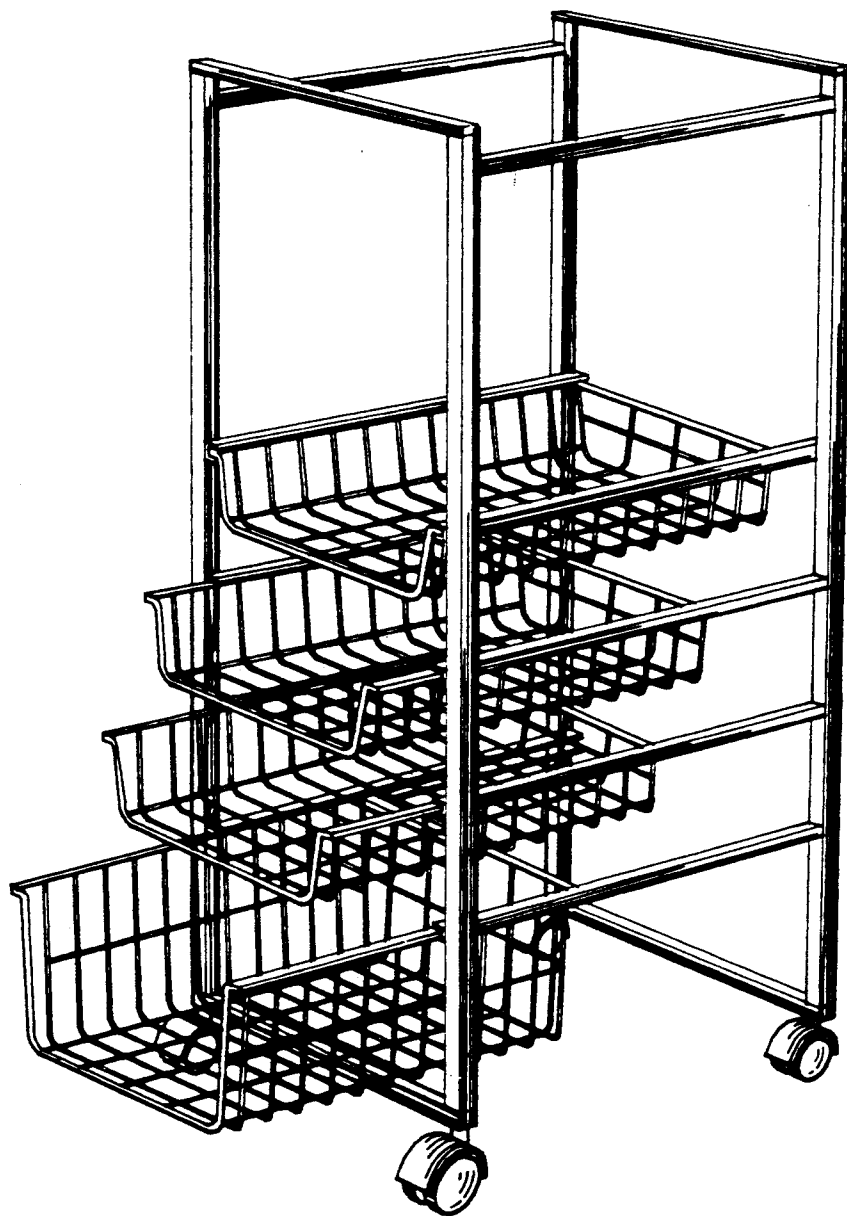


FIG. 7