

A&A Ref: 144514

PUBLICATION PARTICULARS AND ABSTRACT
(Section 32(3)(a) - Regulations 22(1)(g) and 31)

21	01	PATENT APPLICATION NO	22	LODGING DATE	43	ACCEPTANCE DATE
----	----	-----------------------	----	--------------	----	-----------------

2001/8058

1 October 2001

1-12-03

51	INTERNATIONAL CLASSIFICATION	NOT FOR PUBLICATION
----	------------------------------	---------------------

C07D A61K

CLASSIFIED BY: ISA

71	FULL NAME(S) OF APPLICANT(S)
----	------------------------------

Florida State University Research Foundation, Inc.

72	FULL NAME(S) OF INVENTOR(S)
----	-----------------------------

HOLTON, Robert A.

EARLIEST PRIORITY CLAIMED	COUNTRY	NUMBER	DATE
	33	US	31
		60/179,684	32
		60/179,793	2 February 2000
		60/179,782	2 February 2000
		60/179,669	2 February 2000
		60/179,670	2 February 2000
		60/179,671	2 February 2000
		60/179,794	2 February 2000
		60/179,672	2 February 2000

NOTE: The country must be indicated by its International Abbreviation - see schedule 4 of the Regulations

54	TITLE OF INVENTION
----	--------------------

Taxane formulations having improved solubility

57	ABSTRACT (NOT MORE THAN 150 WORDS)
----	------------------------------------

NUMBER OF SHEETS

321

The sheet(s) containing the abstract is/are attached.

~~If no classification is furnished, Form P.9 should accompany this form.~~
~~The figure of the drawing to which the abstract refers is attached.~~

(57) Abstract: The present invention is directed to various formulations of taxanes having improved solubility as compared to paclitaxel, particularly formulations of such taxane derivatives for oral or parenteral administration to a patient.

TAXANE FORMULATIONS HAVING IMPROVED SOLUBILITY

BACKGROUND OF THE INVENTION

The present invention is directed to various formulations of taxane derivatives having improved solubility as compared to paclitaxel, particularly
5 formulations of such taxane derivatives for parenteral administration to a patient.

Paclitaxel has shown remarkable antineoplastic effect in a wide range of human cancers. Initially approved in 1992 for the treatment of refractory ovarian cancer, paclitaxel is now the first-line therapy for metastatic breast cancer and advanced ovarian cancer. Paclitaxel's effectiveness has also been demonstrated
10 against non-small cell lung cancer, head and neck cancers, melanoma, colon cancer and Kaposi's sarcoma. In addition to its cytotoxic effects, paclitaxel has also been shown to be a potent inhibitor of angiogenesis. Despite its broad clinical utility, there has been difficulty formulating paclitaxel because of its insolubility in water. The aqueous solubility of paclitaxel is only 0.25 g per ml.
15 Paclitaxel is also insoluble in most pharmaceutically-acceptable solvents, and lacks a suitable chemical functionality for formation of a more soluble salt. Consequently, special formulations are required for parenteral administration of paclitaxel. Paclitaxel is very poorly absorbed when administered orally (less than 1%). No oral formulation of paclitaxel has obtained regulatory approval for
20 administration to patients.

Paclitaxel is currently formulated as Taxol®, which is a concentrated nonaqueous solution containing 6 mg paclitaxel per ml in a vehicle composed of 527 mg of polyoxyethylated castor oil (Cremophor® EL) and 49.7% (v/v) dehydrated ethyl alcohol, USP, per milliliter (available from Bristol-Myers Squibb
25 Co., Princeton, N.J.). Cremophor® EL improves the physical stability of the solution, and ethyl alcohol solubilizes paclitaxel. The solution is stored under refrigeration and diluted just before use in 5% dextrose or 0.9% saline. Intravenous infusions of paclitaxel are generally prepared for patient administration within the concentration range of 0.3 to 1.2 mg/ml. In addition to
30 paclitaxel, the diluted solution for administration consists of up to 10% ethanol, up to 10% Cremophor® EL and up to 80% aqueous solution. However, dilution to certain concentrations may produce a supersaturated solution that could precipitate. An inline 0.22 micron filter is used during Taxol® administration to guard against the potentially life-threatening infusion of particulates.

Several toxic side effects have resulted from the administration of paclitaxel in a Cremophor®/ethanol-based formulation including anaphylactic reactions, hypotension, angioedema, urticaria, peripheral neuropathy, arthralgia, mucositis, nausea, vomiting, alopecia, alcohol poisoning, respiratory distress such as dyspnea, cardiovascular irregularities, flu-like symptoms such as myalgia, gastrointestinal distress, hematologic complications such as neutropenia, genitourinary effects, and skin rashes. Some of these undesirable adverse effects were encountered in clinical trials, and in at least one case, the reaction was fatal. To reduce the incidence and severity of these reactions, patients are premedicated with corticosteroids, diphenhydramine, H₂-antagonists, antihistamines, or granulocyte colony-stimulating factor (G-CSF), and the duration of the infusion has been prolonged. Although such premedication has reduced the incidence of serious hypersensitivity reactions to less than 5%, milder reactions are still reported in approximately 30% of patients.

There is an additional drawback to the Cremophor®-based formulation. Cremophor® EL can leach phthalate plasticizers from polyvinyl chloride infusion bags and intravenous administration set tubing. This has led to the use of glass bottles or polyolefin containers for storing Taxol® solution and polyethylene-lined administration tubing or tubing made with tris (2-ethylhexyl) trimellitate plasticizer for Taxol® administration.

The physiological problems associated with paclitaxel administration have limited the dosage of paclitaxel that a patient can receive and prolonged the time of administration. Paclitaxel is typically given in a dose ranging from about 110 mg/m² to 300 mg/m² over a 3-24 hour period every 21 days or more, often with premedication. At dosages above 300 mg/m², peripheral neuropathy has been observed. Infusion times do not generally exceed 24 hours because the paclitaxel is physically stable for only 27 hours.

In instances where a patient receives a multi-day continuous infusion, the patient must have a new bag of Taxol® solution each day. In addition to the inconvenience for patients and staff and increased therapy cost, the bag exchange increases the risk of intravenous catheter microbial colonization. It would be advantageous to have a taxane product that remains stable for the entire period of the multi-day administration.

There is a strong need for reformulating taxane compositions using a safer and better-tolerated vehicle than Cremophor®. Alternative formulations of paclitaxel that avoid the use of Cremophor® have been proposed. One approach

is incorporation of the drug into a liposomal formulation. However, it has been reported that there is difficulty in achieving a quantitative incorporation of the drug into the liposomal compartment, and that low loading capability and nonspecific uptake by the reticuloendothelial system have limited the clinical usefulness of such liposomes. This formulation is also not storage stable and must be freeze dried and reconstituted before use.

Another approach is to formulate paclitaxel as a lipid emulsion. Most of the efforts to create a paclitaxel formulation as a stable lipid emulsion have been unsuccessful. It has been widely reported in the literature that paclitaxel is insoluble in lipid emulsions containing soybean oil, such as Intralipid®, or lipid emulsions that are a mixture of soybean and safflower oils, such as Liposyn®. See, for example, L.C. Collins-Gold et al., "Parenteral Emulsions for Drug Delivery," *Advanced Drug Delivery Reviews*, 5, 189-208 (1990); B.D. Tarr, "A New Parenteral Emulsion for the Administration of Taxol," *Pharmaceutical Research*, 4(2), 163 (1987); Dolatrai M. Vyas, *Paclitaxel (Taxol) Formulation And Prodrugs, The Chemistry and Pharmacology of Taxol and its Derivatives*, Elsevier Science B.V., 107 (1995); J.M. Meerum Terwogt et al., "Alternative Formulations of Paclitaxel" *Cancer Treatment Reviews*, 23, 89 (1997). Paclitaxel's solubility in soybean oil is only 0.3 mg/ml. Vyas, *supra*. Physical methods for solubilizing paclitaxel in either soybean oil or safflower oil, such as heating or heating with sonication do not solubilize appreciable amounts of paclitaxel. Thus, the lipid emulsion formulations have significant drawbacks in that additives are still needed to solubilize paclitaxel and to prevent it from precipitating out of solution.

Tarr et al., *supra*, developed a parenteral triacetin emulsion formulation of paclitaxel. The emulsion contained 50% triacetin, 2.0% ethyl oleate, 1.5% Pluronic® F68, 1.5% purified soybean oil and 10 mg paclitaxel. Glycerol was added up to 10% to prevent creaming. This emulsion was reported to be adequately stable for parenteral administration. However, triacetin (glyceryl triacetate) itself proved to be toxic to mice when administered intravenously in concentrations required to deliver therapeutic doses of paclitaxel. Furthermore, no antitumor activity was observed with this formulation.

Andersson, U.S. Patent No. 5,877,205, discloses a pharmaceutical composition for parenteral administration containing a taxane analog, dimethylacetamide, polyethylene glycol and an aqueous lipid emulsion. The aqueous lipid emulsion is preferably a soybean oil emulsion. Andersson solubilizes paclitaxel by dissolving it in an organic solvent of dimethylacetamide

as the primary vehicle and adding a secondary polyethylene glycol solvent to stabilize the drug in solution for subsequent final dilution in an aqueous solvent, such as an aqueous lipid emulsion (e.g., emulsified soybean oil (Intralipid®), Liposyn®, Soyacal®, and Travemulsion®).

5 Kaufman et al., U.S. Patent No. 5,616,330 report a composition of a taxine in a stable oil-in-water emulsion for intravenous administration. The taxine is dissolved in an alcohol and then mixed with an oil such as safflower or sunflower oil to form a solution. The alcohol is then removed from the solution by evaporation. The solution is added to an aqueous surfactant dispersion and
10 stirred at high speed to form an emulsion. The emulsion is then refined through a homogenizer.

 Although Taxol® and Taxotere® are useful chemotherapeutic formulations, there are limitations on their effectiveness, including limited efficacy against certain types of cancers and toxicity to subjects when administered at various
15 doses. Accordingly, a need remains for additional formulations of chemotherapeutic agents with improved efficacy and less toxicity.

SUMMARY OF THE INVENTION

 Among the various aspects of the present invention, therefore, is the provision of taxane-containing pharmaceutical compositions which compare
20 favorably to Taxol® and Taxotere® formulations with respect to efficacy as anti-tumor agents and with respect to toxicity and stability.

 Accordingly, it is an aspect of the invention to provide pharmaceutical compositions for oral or parenteral administration which comprise a taxane and at least one nonaqueous, pharmaceutically acceptable solvent. In one embodiment
25 of the invention, the taxane has a solubility in ethanol of at least 100 mg/ml. In another aspect of the present invention, the taxane has a solubility in ethanol of at least 100 mg/ml and is capable of being crystallized from a solution. In yet another aspect, the pharmaceutical compositions comprise a taxane which has a solubility in ethanol of at least 60 mg/ml and an ID₅₀ value determined relative to
30 the HCT116 cell line that is at least 4 times less than that of paclitaxel.

 A further aspect of the present invention is the provision of pharmaceutical compositions for oral or parenteral administration which comprise a taxane of the invention and a pharmaceutically acceptable carrier.

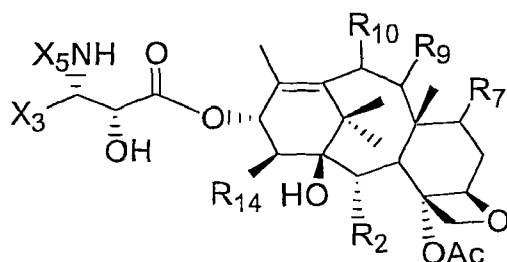
Other objects and features of this invention will be in part apparent and in part pointed out hereinafter.

DETAILED DESCRIPTION OF THE PREFERRED EMBODIMENTS

The present invention provides compositions and methods for the solubilization of taxane antitumor compounds in pharmaceutically acceptable carriers. The taxanes of the invention are more soluble in the carriers and exhibit greater cytotoxic activity as compared to paclitaxel. Therefore, taxane compositions can be formulated to include significantly less ethanol and Cremophor® EL solution as compared to Taxol® solution, or can be formulated to be free of ethanol and/or Cremophor® solution. The taxanes remain physically and chemically stable in the compositions for an extended period of time, allowing for multi-day continuous infusion without replacement of the composition and for administration without the use of an inline filter. The taxane compositions can be administered systemically or locally without undue toxicity caused by the carrier or by precipitation or recrystallization of the taxane. The risk of anaphylactic reactions or other adverse side effects is minimized with the compositions of the invention.

The compositions of the invention allow for a broad range of administration protocols including oral administration. Oral administration has been found to decrease toxic side effects as compared with conventional intravenous therapy. Rather than producing a sudden high taxane concentration in blood levels as is usually the case with an intravenous infusion, absorption of the taxane through the gut wall provides a more gradual appearance of taxane in the blood levels and enables a stable, steady-state maintenance of desired levels for a long period of time. The compositions can also be administered parenterally in less than 1, 2 or 3 hours so that patients can be treated on an out-patient basis while still providing an anti-neoplastic effective dosage without exceeding dose-limiting toxicities. The compositions are also effective in minimizing or eliminating premedication to reduce patient discomfort and the expense and duration of treatment. In instances where parenteral administration cannot be shortened in duration, the compositions contain lower taxane concentrations as compared to conventional paclitaxel compositions and result in minimal or no adverse side effects.

In one embodiment of the present invention, the taxanes of the present invention correspond to structure (1):



(1)

5 wherein

one of R_7 and R_{10} is hydroxy and the other is acyloxy;

X_3 is substituted or unsubstituted alkyl, alkenyl, alkynyl, phenyl or heterocyclo;

X_5 is $-\text{COX}_{10}$, $-\text{COOX}_{10}$, or $-\text{CONHX}_{10}$;

10 X_{10} is hydrocarbyl, substituted hydrocarbyl, or heterocyclo;

R_2 is acyloxy;

R_9 is keto, hydroxy, or acyloxy;

R_{14} is hydrido or hydroxy; and

Ac is acetyl.

15 R_7 , R_9 , and R_{10} independently have the alpha or beta stereochemical configuration.

In one embodiment, R_2 is an ester ($R_{2a}\text{C}(\text{O})\text{O}-$), a carbamate ($R_{2a}R_{2b}\text{NC}(\text{O})\text{O}-$), a carbonate ($R_{2a}\text{OC}(\text{O})\text{O}-$), or a thiocarbamate ($R_{2a}\text{SC}(\text{O})\text{O}-$) wherein R_{2a} and R_{2b} are independently hydrogen, hydrocarbyl, substituted hydrocarbyl or heterocyclo. In a preferred embodiment, R_2 is an ester ($R_{2a}\text{C}(\text{O})\text{O}-$), wherein R_{2a} is aryl or heteroaromatic. In another preferred embodiment, R_2 is an ester ($R_{2a}\text{C}(\text{O})\text{O}-$), wherein R_{2a} is substituted or unsubstituted phenyl, furyl, thienyl, or pyridyl. In one particularly preferred embodiment, R_2 is benzoyloxy.

25 While R_9 is keto in one embodiment of the present invention, in other embodiments R_9 may have the alpha or beta stereochemical configuration, preferably the beta stereochemical configuration, and may be, for example, α - or β -hydroxy or α - or β -acyloxy. For example, when R_9 is acyloxy, it may be an ester ($R_{9a}\text{C}(\text{O})\text{O}-$), a carbamate ($R_{9a}R_{9b}\text{NC}(\text{O})\text{O}-$), a carbonate ($R_{9a}\text{OC}(\text{O})\text{O}-$), or a thiocarbamate ($R_{9a}\text{SC}(\text{O})\text{O}-$) wherein R_{9a} and R_{9b} are independently hydrogen, hydrocarbyl, substituted hydrocarbyl or heterocyclo. If R_9 is an ester ($R_{9a}\text{C}(\text{O})\text{O}-$),

30

R_{9a} is substituted or unsubstituted alkyl, substituted or unsubstituted alkenyl, substituted or unsubstituted aryl or substituted or unsubstituted heteroaromatic. Still more preferably, R_9 is an ester ($R_{9a}C(O)O-$), wherein R_{9a} is substituted or unsubstituted phenyl, substituted or unsubstituted furyl, substituted or
5 unsubstituted thienyl, or substituted or unsubstituted pyridyl. In one embodiment R_9 is ($R_{9a}C(O)O-$) wherein R_{9a} is methyl, ethyl, propyl (straight, branched or cyclic), butyl (straight, branched or cyclic), pentyl, (straight, branched or cyclic), or hexyl (straight, branched or cyclic). In another embodiment R_9 is ($R_{9a}C(O)O-$) wherein R_{9a} is substituted methyl, substituted ethyl, substituted propyl (straight,
10 branched or cyclic), substituted butyl (straight, branched or cyclic), substituted pentyl, (straight, branched or cyclic), or substituted hexyl (straight, branched or cyclic) wherein the substituent(s) is/are selected from the group consisting of heterocyclo, alkoxy, alkenoxy, alkynoxy, aryloxy, hydroxy, protected hydroxy, keto, acyloxy, nitro, amino, amido, thiol, ketal, acetal, ester and ether moieties,
15 but not phosphorous containing moieties.

Exemplary X_3 substituents include substituted or unsubstituted C_2 to C_8 alkyl, substituted or unsubstituted C_2 to C_8 alkenyl, substituted or unsubstituted C_2 to C_8 alkynyl, substituted or unsubstituted heteroaromatics containing 5 or 6 ring atoms, and substituted or unsubstituted phenyl. Exemplary preferred X_3
20 substituents include substituted or unsubstituted ethyl, propyl, butyl, cyclopropyl, cyclobutyl, cyclohexyl, isobutenyl, furyl, thienyl, and pyridyl.

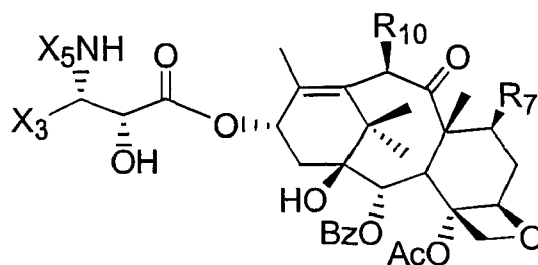
Exemplary X_5 substituents include $-COX_{10}$, $-COOX_{10}$ or $-CONHX_{10}$ wherein X_{10} is substituted or unsubstituted alkyl, alkenyl, phenyl or heteroaromatic. Exemplary preferred X_5 substituents include $-COX_{10}$, $-COOX_{10}$ or $-CONHX_{10}$
25 wherein X_{10} is (i) substituted or unsubstituted C_1 to C_8 alkyl such as substituted or unsubstituted methyl, ethyl, propyl (straight, branched or cyclic), butyl (straight, branched or cyclic), pentyl (straight, branched or cyclic), or hexyl (straight, branched or cyclic); (ii) substituted or unsubstituted C_2 to C_8 alkenyl such as substituted or unsubstituted ethenyl, propenyl (straight, branched or cyclic),
30 butenyl (straight, branched or cyclic), pentenyl (straight, branched or cyclic) or hexenyl (straight, branched or cyclic); (iii) substituted or unsubstituted C_2 to C_8 alkynyl such as substituted or unsubstituted ethynyl, propynyl (straight or branched), butynyl (straight or branched), pentynyl (straight or branched), or hexynyl (straight or branched); (iv) substituted or unsubstituted phenyl, or (v)
35 substituted or unsubstituted heteroaromatic such as furyl, thienyl, or pyridyl, wherein the substituent(s) is/are selected from the group consisting of

heterocyclo, alkoxy, alkenoxy, alkynoxy, aryloxy, hydroxy, protected hydroxy, keto, acyloxy, nitro, amino, amido, thiol, ketal, acetal, ester and ether moieties, but not phosphorous containing moieties.

C10 Carbonates

- 5 In one embodiment, R_{10} is $R_{10a}OCOO-$ wherein R_{10a} is (i) substituted or unsubstituted C_1 to C_8 alkyl (straight, branched or cyclic), such as methyl, ethyl, propyl, butyl, pentyl, or hexyl; (ii) substituted or unsubstituted C_2 to C_8 alkenyl (straight, branched or cyclic), such as ethenyl, propenyl, butenyl, pentenyl or hexenyl; (iii) substituted or unsubstituted C_2 to C_8 alkynyl (straight or branched)
- 10 such as ethynyl, propynyl, butynyl, pentynyl, or hexynyl; (iv) substituted or unsubstituted phenyl; or (v) substituted or unsubstituted heterocyclo such as furyl, thienyl, or pyridyl. The substituents may be hydrocarbonyl or any of the heteroatom containing substituents identified elsewhere herein for substituted hydrocarbonyl. In a preferred embodiment, R_{10a} is methyl, ethyl, straight, branched or cyclic propyl,
- 15 straight, branched or cyclic butyl, straight, branched or cyclic hexyl, straight or branched propenyl, isobutenyl, furyl or thienyl. In another embodiment, R_{10a} is substituted ethyl, substituted propyl (straight, branched or cyclic), substituted propenyl (straight or branched), substituted isobutenyl, substituted furyl or substituted thienyl wherein the substituent(s) is/are selected from the group
- 20 consisting of heterocyclo, alkoxy, alkenoxy, alkynoxy, aryloxy, hydroxy, protected hydroxy, keto, acyloxy, nitro, amino, amido, thiol, ketal, acetal, ester and ether moieties, but not phosphorous containing moieties.

In one of the preferred embodiments, the taxanes of the present invention correspond to structure (2):



(2)

25

wherein

R_7 is hydroxy;

R_{10} is carbonate;

X_3 is substituted or unsubstituted alkyl, alkenyl, alkynyl, or heterocyclo, wherein alkyl comprises at least two carbon atoms;

X_5 is $-\text{COX}_{10}$, $-\text{COOX}_{10}$, or $-\text{CONHX}_{10}$; and

X_{10} is hydrocarbyl, substituted hydrocarbyl, or heterocyclo.

- 5 For example, in this preferred embodiment in which the taxane corresponds to structure (2), R_{10} may be $R_{10a}\text{OCOO-}$ wherein R_{10a} is substituted or unsubstituted methyl, ethyl, propyl, butyl, pentyl or hexyl, more preferably substituted or unsubstituted methyl, ethyl or propyl, still more preferably substituted or unsubstituted methyl, ethyl, and still more preferably unsubstituted methyl or
- 10 ethyl. While R_{7a} is selected from among these, in one embodiment X_3 is selected from substituted or unsubstituted alkyl, alkenyl, phenyl or heterocyclo, more preferably substituted or unsubstituted alkenyl, phenyl or heterocyclo, still more preferably substituted or unsubstituted phenyl or heterocyclo, and still more preferably heterocyclo such as furyl, thienyl or pyridyl. While R_{10a} and X_3 are
- 15 selected from among these, in one embodiment X_5 is selected from $-\text{COX}_{10}$ wherein X_{10} is phenyl, alkyl or heterocyclo, more preferably phenyl. Alternatively, while R_{10a} and X_3 are selected from among these, in one embodiment X_5 is selected from $-\text{COX}_{10}$ wherein X_{10} is phenyl, alkyl or heterocyclo, more preferably phenyl, or X_5 is $-\text{COOX}_{10}$ wherein X_{10} is alkyl, preferably t-butyl. Among the more
- 20 preferred embodiments, therefore, are taxanes corresponding to structure (2) in which (i) X_5 is $-\text{COOX}_{10}$ wherein X_{10} is tert-butyl or X_5 is $-\text{COX}_{10}$ wherein X_{10} is phenyl, (ii) X_3 is substituted or unsubstituted cycloalkyl, alkenyl, phenyl or heterocyclo, more preferably substituted or unsubstituted isobutenyl, phenyl, furyl, thienyl, or pyridyl, still more preferably unsubstituted isobutenyl, furyl, thienyl or
- 25 pyridyl, and (iii) R_{10a} is unsubstituted methyl, ethyl or propyl, more preferably methyl or ethyl.

- Among the preferred embodiments are taxanes corresponding to structure 1 or 2 wherein R_{10} is $R_{10a}\text{OCOO-}$ wherein R_{10a} is methyl. In this embodiment, X_3 is preferably cycloalkyl, isobutenyl, or heterocyclo, more preferably heterocyclo, still
- 30 more preferably furyl, thienyl or pyridyl; and X_5 is preferably benzoyl, alkoxycarbonyl, or heterocyclocarbonyl, more preferably benzoyl, t-butoxycarbonyl or t-amylloxycarbonyl, still more preferably t-butoxycarbonyl. In one alternative of this embodiment, X_3 is heterocyclo; X_5 is benzoyl, alkoxycarbonyl, or heterocyclocarbonyl, more preferably benzoyl, t-
- 35 butoxycarbonyl or t-amylloxycarbonyl, still more preferably t-butoxycarbonyl; R_2 is benzoyl, R_9 is keto and R_{14} is hydrido. In another alternative of this embodiment,

X_3 is heterocyclo; X_5 is benzoyl, alkoxycarbonyl, or heterocyclocarbonyl, more preferably benzoyl, t-butoxycarbonyl or t-amylloxycarbonyl, still more preferably t-butoxycarbonyl; R_2 is benzoyl, R_9 is keto and R_{14} is hydrido. In another alternative of this embodiment, X_3 is heterocyclo; X_5 is benzoyl, alkoxycarbonyl, or
5 heterocyclocarbonyl, more preferably benzoyl, t-butoxycarbonyl or t-amylloxycarbonyl, still more preferably t-butoxycarbonyl; R_2 is benzoyl, R_9 is keto and R_{14} is hydroxy. In another alternative of this embodiment, X_3 is heterocyclo; X_5 is benzoyl, alkoxycarbonyl, or heterocyclocarbonyl, more preferably benzoyl, t-butoxycarbonyl or t-amylloxycarbonyl, still more preferably t-butoxycarbonyl; R_2 is
10 benzoyl, R_9 is hydroxy and R_{14} is hydroxy. In another alternative of this embodiment, X_3 is heterocyclo; X_5 is benzoyl, alkoxycarbonyl, or heterocyclocarbonyl, more preferably benzoyl, t-butoxycarbonyl or t-amylloxycarbonyl, still more preferably t-butoxycarbonyl; R_2 is benzoyl, R_9 is hydroxy and R_{14} is hydrido. In another alternative of this embodiment, X_3 is
15 heterocyclo; X_5 is benzoyl, alkoxycarbonyl, or heterocyclocarbonyl, more preferably benzoyl, t-butoxycarbonyl or t-amylloxycarbonyl, still more preferably t-butoxycarbonyl; R_2 is benzoyl, R_9 is acyloxy and R_{14} is hydroxy. In another alternative of this embodiment, X_3 is heterocyclo; X_5 is benzoyl, alkoxycarbonyl, or heterocyclocarbonyl, more preferably benzoyl, t-butoxycarbonyl or t-
20 amylloxycarbonyl, still more preferably t-butoxycarbonyl; R_2 is benzoyl, R_9 is acyloxy and R_{14} is hydrido. In each of the alternatives of this embodiment when the taxane has structure 1, R_7 and R_{10} may each have the beta stereochemical configuration, R_7 and R_{10} may each have the alpha stereochemical configuration, R_7 may have the alpha stereochemical configuration while R_{10} has the beta
25 stereochemical configuration or R_7 may have the beta stereochemical configuration while R_{10} has the alpha stereochemical configuration.

Also among the preferred embodiments are taxanes corresponding to structure 1 or 2 wherein R_{10} is R_{10a} OCOO- wherein R_{10a} is ethyl. In this embodiment, X_3 is preferably cycloalkyl, isobutenyl, phenyl, substituted phenyl
30 such as p-nitrophenyl, or heterocyclo, more preferably heterocyclo, still more preferably furyl, thienyl or pyridyl; and X_5 is preferably benzoyl, alkoxycarbonyl, or heterocyclocarbonyl, more preferably benzoyl, t-butoxycarbonyl or t-amylloxycarbonyl. In one alternative of this embodiment, X_3 is heterocyclo; X_5 is benzoyl, alkoxycarbonyl, or heterocyclocarbonyl, more preferably benzoyl, t-
35 butoxycarbonyl or t-amylloxycarbonyl, still more preferably t-butoxycarbonyl; R_2 is benzoyl, R_9 is keto and R_{14} is hydrido. In another alternative of this embodiment,

X_3 is heterocyclo; X_5 is benzoyl, alkoxycarbonyl, or heterocyclocarbonyl, more preferably benzoyl, t-butoxycarbonyl or t-amylloxycarbonyl, still more preferably t-butoxycarbonyl; R_2 is benzoyl, R_9 is keto and R_{14} is hydrido. In another alternative of this embodiment, X_3 is heterocyclo; X_5 is benzoyl, alkoxycarbonyl, or
 5 heterocyclocarbonyl, more preferably benzoyl, t-butoxycarbonyl or t-amylloxycarbonyl, still more preferably t-butoxycarbonyl; R_2 is benzoyl, R_9 is keto and R_{14} is hydroxy. In another alternative of this embodiment, X_3 is heterocyclo; X_5 is benzoyl, alkoxycarbonyl, or heterocyclocarbonyl, more preferably benzoyl, t-butoxycarbonyl or t-amylloxycarbonyl, still more preferably t-butoxycarbonyl; R_2 is
 10 benzoyl, R_9 is hydroxy and R_{14} is hydroxy. In another alternative of this embodiment, X_3 is heterocyclo; X_5 is benzoyl, alkoxycarbonyl, or heterocyclocarbonyl, more preferably benzoyl, t-butoxycarbonyl or t-amylloxycarbonyl, still more preferably t-butoxycarbonyl; R_2 is benzoyl, R_9 is hydroxy and R_{14} is hydrido. In another alternative of this embodiment, X_3 is
 15 heterocyclo; X_5 is benzoyl, alkoxycarbonyl, or heterocyclocarbonyl, more preferably benzoyl, t-butoxycarbonyl or t-amylloxycarbonyl, still more preferably t-butoxycarbonyl; R_2 is benzoyl, R_9 is acyloxy and R_{14} is hydroxy. In another alternative of this embodiment, X_3 is heterocyclo; X_5 is benzoyl, alkoxycarbonyl, or heterocyclocarbonyl, more preferably benzoyl, t-butoxycarbonyl or t-
 20 amylloxycarbonyl, still more preferably t-butoxycarbonyl; R_2 is benzoyl, R_9 is acyloxy and R_{14} is hydrido. In each of the alternatives of this embodiment when the taxane has structure 1, R_7 and R_{10} may each have the beta stereochemical configuration, R_7 and R_{10} may each have the alpha stereochemical configuration, R_7 may have the alpha stereochemical configuration while R_{10} has the beta
 25 stereochemical configuration or R_7 may have the beta stereochemical configuration while R_{10} has the alpha stereochemical configuration.

Also among the preferred embodiments are taxanes corresponding to structure 1 or 2 wherein R_{10} is R_{10a} OCOO- wherein R_{10a} is propyl. In this embodiment, X_3 is preferably cycloalkyl, isobutenyl, phenyl, substituted phenyl
 30 such as p-nitrophenyl, or heterocyclo, more preferably heterocyclo, still more preferably furyl, thienyl or pyridyl; and X_5 is preferably benzoyl, alkoxycarbonyl, or heterocyclocarbonyl, more preferably benzoyl, t-butoxycarbonyl or t-amylloxycarbonyl. In one alternative of this embodiment, X_3 is heterocyclo; X_5 is benzoyl, alkoxycarbonyl, or heterocyclocarbonyl, more preferably benzoyl, t-
 35 butoxycarbonyl or t-amylloxycarbonyl, still more preferably t-butoxycarbonyl; R_2 is benzoyl, R_9 is keto and R_{14} is hydrido. In another alternative of this embodiment,

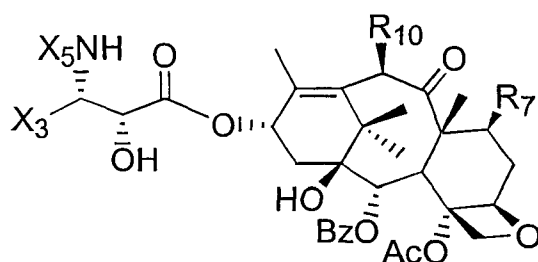
X_3 is heterocyclo; X_5 is benzoyl, alkoxycarbonyl, or heterocyclocarbonyl, more preferably benzoyl, t-butoxycarbonyl or t-amylloxycarbonyl, still more preferably t-butoxycarbonyl; R_2 is benzoyl, R_9 is keto and R_{14} is hydrido. In another alternative of this embodiment, X_3 is heterocyclo; X_5 is benzoyl, alkoxycarbonyl, or
 5 heterocyclocarbonyl, more preferably benzoyl, t-butoxycarbonyl or t-amylloxycarbonyl, still more preferably t-butoxycarbonyl; R_2 is benzoyl, R_9 is keto and R_{14} is hydroxy. In another alternative of this embodiment, X_3 is heterocyclo; X_5 is benzoyl, alkoxycarbonyl, or heterocyclocarbonyl, more preferably benzoyl, t-butoxycarbonyl or t-amylloxycarbonyl, still more preferably t-butoxycarbonyl; R_2 is
 10 benzoyl, R_9 is hydroxy and R_{14} is hydroxy. In another alternative of this embodiment, X_3 is heterocyclo; X_5 is benzoyl, alkoxycarbonyl, or heterocyclocarbonyl, more preferably benzoyl, t-butoxycarbonyl or t-amylloxycarbonyl, still more preferably t-butoxycarbonyl; R_2 is benzoyl, R_9 is hydroxy and R_{14} is hydrido. In another alternative of this embodiment, X_3 is
 15 heterocyclo; X_5 is benzoyl, alkoxycarbonyl, or heterocyclocarbonyl, more preferably benzoyl, t-butoxycarbonyl or t-amylloxycarbonyl, still more preferably t-butoxycarbonyl; R_2 is benzoyl, R_9 is acyloxy and R_{14} is hydroxy. In another alternative of this embodiment, X_3 is heterocyclo; X_5 is benzoyl, alkoxycarbonyl, or heterocyclocarbonyl, more preferably benzoyl, t-butoxycarbonyl or t-
 20 amylloxycarbonyl, still more preferably t-butoxycarbonyl; R_2 is benzoyl, R_9 is acyloxy and R_{14} is hydrido. In each of the alternatives of this embodiment when the taxane has structure 1, R_7 and R_{10} may each have the beta stereochemical configuration, R_7 and R_{10} may each have the alpha stereochemical configuration, R_7 may have the alpha stereochemical configuration while R_{10} has the beta
 25 stereochemical configuration or R_7 may have the beta stereochemical configuration while R_{10} has the alpha stereochemical configuration.

C10 Esters

In one embodiment, R_{10} is $R_{10a}COO^-$ wherein R_{10a} is (i) substituted or unsubstituted C_2 to C_8 alkyl (straight, branched or cyclic), such as ethyl, propyl,
 30 butyl, pentyl, or hexyl; (ii) substituted or unsubstituted C_2 to C_8 alkenyl (straight, branched or cyclic), such as ethenyl, propenyl, butenyl, pentenyl or hexenyl; (iii) substituted or unsubstituted C_2 to C_8 alkynyl (straight or branched) such as ethynyl, propynyl, butynyl, pentynyl, or hexynyl; (iv) substituted or unsubstituted phenyl; or (v) substituted or unsubstituted heteroaromatic such as furyl, thienyl, or
 35 pyridyl. The substituents may be hydrocarbyl or any of the heteroatom containing

substituents identified elsewhere herein for substituted hydrocarbyl. In a preferred embodiment, R_{10a} is ethyl, straight, branched or cyclic propyl, straight, branched or cyclic butyl, straight, branched or cyclic pentyl, straight, branched or cyclic hexyl, straight or branched propenyl, isobutenyl, furyl or thienyl. In another embodiment, R_{10a} is substituted ethyl, substituted propyl (straight, branched or cyclic), substituted propenyl (straight or branched), substituted isobutenyl, substituted furyl or substituted thienyl wherein the substituent(s) is/are selected from the group consisting of heterocyclo, alkoxy, alkenoxy, alkynoxy, aryloxy, hydroxy, protected hydroxy, keto, acyloxy, nitro, amino, amido, thiol, ketal, acetal, ester and ether moieties, but not phosphorous containing moieties.

In one of the preferred embodiments, the taxanes of the present invention correspond to structure (2):



(2)

wherein

- 15 R_7 is hydroxy;
- R_{10} is $R_{10a}COO^-$;
- X_3 is substituted or unsubstituted alkyl, alkenyl, alkynyl, or heterocyclo, wherein alkyl comprises at least two carbon atoms;
- X_5 is $-COX_{10}$, $-COOX_{10}$, or $-CONHX_{10}$; and
- 20 X_{10} is hydrocarbyl, substituted hydrocarbyl, or heterocyclo; and
- R_{10a} is hydrocarbyl, substituted hydrocarbyl, or heterocyclo wherein said hydrocarbyl or substituted hydrocarbyl contains carbon atoms in the alpha and beta positions relative to the carbon of which R_{10a} is a substituent;
- Bz is benzoyl; and
- 25 Ac is acetyl.

For example, in this preferred embodiment in which the taxane corresponds to the above structure (2), R_{10a} may be substituted or unsubstituted ethyl, propyl or butyl, more preferably substituted or unsubstituted ethyl or propyl, still more preferably substituted or unsubstituted ethyl, and still more preferably

unsubstituted ethyl. While R_{10a} is selected from among these, in one embodiment X_3 is selected from substituted or unsubstituted alkyl, alkenyl, phenyl or heterocyclo, more preferably substituted or unsubstituted alkenyl, phenyl or heterocyclo, still more preferably substituted or unsubstituted phenyl or
 5 heterocyclo, and still more preferably heterocyclo such as furyl, thienyl or pyridyl. While R_{10a} and X_3 are selected from among these, in one embodiment X_5 is selected from $-COX_{10}$ wherein X_{10} is phenyl, alkyl or heterocyclo, more preferably phenyl. Alternatively, while R_{10a} and X_3 are selected from among these, in one
 10 embodiment X_5 is selected from $-COX_{10}$ wherein X_{10} is phenyl, alkyl or heterocyclo, more preferably phenyl, or X_5 is $-COOX_{10}$ wherein X_{10} is alkyl, preferably t-butyl. Among the more preferred embodiments, therefore, are taxanes corresponding to structure (2) in which (i) X_5 is $-COOX_{10}$ wherein X_{10} is tert-butyl or X_5 is $-COX_{10}$ wherein X_{10} is phenyl, (ii) X_3 is substituted or unsubstituted cycloalkyl, alkenyl, phenyl or heterocyclo, more preferably
 15 substituted or unsubstituted isobutenyl, phenyl, furyl, thienyl, or pyridyl, still more preferably unsubstituted isobutenyl, furyl, thienyl or pyridyl, and (iii) R_{7a} is unsubstituted ethyl or propyl, more preferably ethyl.

Among the preferred embodiments, therefore, are taxanes corresponding to structure 1 or 2 wherein R_{10} is $R_{10a}COO-$ wherein R_{10a} is ethyl. In this
 20 embodiment, X_3 is preferably cycloalkyl, isobutenyl, or heterocyclo, more preferably heterocyclo, still more preferably furyl, thienyl or pyridyl; and X_5 is preferably benzoyl, alkoxycarbonyl, or heterocyclocarbonyl, more preferably benzoyl, t-butoxycarbonyl or t-amylloxycarbonyl. In one alternative of this
 25 embodiment, X_3 is heterocyclo; X_5 is benzoyl, alkoxycarbonyl, or heterocyclocarbonyl, more preferably benzoyl, t-butoxycarbonyl or t-amylloxycarbonyl, still more preferably t-butoxycarbonyl; R_2 is benzoyl, R_9 is keto and R_{14} is hydrido. In another alternative of this embodiment, X_3 is heterocyclo; X_5 is benzoyl, alkoxycarbonyl, or heterocyclocarbonyl, more preferably benzoyl, t-

hydroxy and R_{14} is hydroxy. In another alternative of this embodiment, X_3 is heterocyclo; X_5 is benzoyl, alkoxycarbonyl, or heterocyclocarbonyl, more preferably benzoyl, t-butoxycarbonyl or t-amyloxycarbonyl, still more preferably t-butoxycarbonyl; R_2 is benzoyl, R_9 is hydroxy and R_{14} is hydrido. In another
5 alternative of this embodiment, X_3 is heterocyclo; X_5 is benzoyl, alkoxycarbonyl, or heterocyclocarbonyl, more preferably benzoyl, t-butoxycarbonyl or t-amyloxycarbonyl, still more preferably t-butoxycarbonyl; R_2 is benzoyl, R_9 is acyloxy and R_{14} is hydroxy. In another alternative of this embodiment, X_3 is heterocyclo; X_5 is benzoyl, alkoxycarbonyl, or heterocyclocarbonyl, more
10 preferably benzoyl, t-butoxycarbonyl or t-amyloxycarbonyl, still more preferably t-butoxycarbonyl; R_2 is benzoyl, R_9 is acyloxy and R_{14} is hydrido. In each of the alternatives of this embodiment when the taxane has structure 1, R_7 and R_{10} may each have the beta stereochemical configuration, R_7 and R_{10} may each have the alpha stereochemical configuration, R_7 may have the alpha stereochemical
15 configuration while R_{10} has the beta stereochemical configuration or R_7 may have the beta stereochemical configuration while R_{10} has the alpha stereochemical configuration.

Also among the preferred embodiments are taxanes corresponding to structure 1 or 2 wherein R_{10} is $R_{10a}COO^-$ wherein R_{10a} is propyl. In this
20 embodiment, X_3 is preferably cycloalkyl, isobutenyl, phenyl, substituted phenyl such as p-nitrophenyl, or heterocyclo, more preferably heterocyclo, still more preferably furyl, thienyl or pyridyl; and X_5 is preferably benzoyl, alkoxycarbonyl, or heterocyclocarbonyl, more preferably benzoyl, t-butoxycarbonyl or t-amyloxycarbonyl. In one alternative of this embodiment, X_3 is heterocyclo; X_5 is
25 benzoyl, alkoxycarbonyl, or heterocyclocarbonyl, more preferably benzoyl, t-butoxycarbonyl or t-amyloxycarbonyl, still more preferably t-butoxycarbonyl; R_2 is benzoyl, R_9 is keto and R_{14} is hydrido. In another alternative of this embodiment, X_3 is heterocyclo; X_5 is benzoyl, alkoxycarbonyl, or heterocyclocarbonyl, more preferably benzoyl, t-butoxycarbonyl or t-amyloxycarbonyl, still more preferably t-butoxycarbonyl; R_2 is benzoyl, R_9 is keto and R_{14} is hydrido. In another alternative
30 of this embodiment, X_3 is heterocyclo; X_5 is benzoyl, alkoxycarbonyl, or heterocyclocarbonyl, more preferably benzoyl, t-butoxycarbonyl or t-amyloxycarbonyl, still more preferably t-butoxycarbonyl; R_2 is benzoyl, R_9 is keto and R_{14} is hydroxy. In another alternative of this embodiment, X_3 is heterocyclo;
35 X_5 is benzoyl, alkoxycarbonyl, or heterocyclocarbonyl, more preferably benzoyl, t-butoxycarbonyl or t-amyloxycarbonyl, still more preferably t-butoxycarbonyl; R_2 is

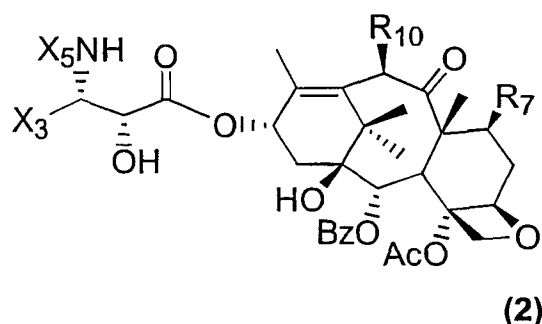
benzoyl, R_9 is hydroxy and R_{14} is hydroxy. In another alternative of this embodiment, X_3 is heterocyclo; X_5 is benzoyl, alkoxycarbonyl, or heterocyclocarbonyl, more preferably benzoyl, t-butoxycarbonyl or t-amylloxycarbonyl, still more preferably t-butoxycarbonyl; R_2 is benzoyl, R_9 is hydroxy and R_{14} is hydrido. In another alternative of this embodiment, X_3 is heterocyclo; X_5 is benzoyl, alkoxycarbonyl, or heterocyclocarbonyl, more preferably benzoyl, t-butoxycarbonyl or t-amylloxycarbonyl, still more preferably t-butoxycarbonyl; R_2 is benzoyl, R_9 is acyloxy and R_{14} is hydroxy. In another alternative of this embodiment, X_3 is heterocyclo; X_5 is benzoyl, alkoxycarbonyl, or heterocyclocarbonyl, more preferably benzoyl, t-butoxycarbonyl or t-amylloxycarbonyl, still more preferably t-butoxycarbonyl; R_2 is benzoyl, R_9 is acyloxy and R_{14} is hydrido. In each of the alternatives of this embodiment when the taxane has structure 1, R_7 and R_{10} may each have the beta stereochemical configuration, R_7 and R_{10} may each have the alpha stereochemical configuration, R_7 may have the alpha stereochemical configuration while R_{10} has the beta stereochemical configuration or R_7 may have the beta stereochemical configuration while R_{10} has the alpha stereochemical configuration.

C10 Carbamates

In one embodiment, R_{10} is $R_{10a}R_{10b}NCOO-$ wherein R_{10a} and R_{10b} are independently hydrogen, hydrocarbyl, substituted hydrocarbyl, or heterocyclo. Exemplary preferred R_{10} substituents include $R_{10a}R_{10b}NCOO-$ wherein (a) R_{10a} and R_{10b} are each hydrogen, (b) one of R_{10a} and R_{10b} is hydrogen and the other is (i) substituted or unsubstituted C_1 to C_8 alkyl such as methyl, ethyl, or straight, branched or cyclic propyl, butyl, pentyl, or hexyl; (ii) substituted or unsubstituted C_2 to C_8 alkenyl such as ethenyl or straight, branched or cyclic propenyl, butenyl, pentenyl or hexenyl; (iii) substituted or unsubstituted C_2 to C_8 alkynyl such as ethynyl or straight or branched propynyl, butynyl, pentynyl, or hexynyl; (iv) substituted or unsubstituted phenyl, or (v) substituted or unsubstituted heteroaromatic such as furyl, thienyl, or pyridyl, or (c) R_{10a} and R_{10b} are independently (i) substituted or unsubstituted C_1 to C_8 alkyl such as methyl, ethyl, or straight, branched or cyclic propyl, butyl, pentyl, or hexyl; (ii) substituted or unsubstituted C_2 to C_8 alkenyl such as ethenyl or straight, branched or cyclic propenyl, butenyl, pentenyl or hexenyl; (iii) substituted or unsubstituted C_2 to C_8 alkynyl such as ethynyl or straight or branched propynyl, butynyl, pentynyl, or hexynyl; (iv) substituted or unsubstituted phenyl, or (v) substituted or

unsubstituted heteroaromatic such as furyl, thienyl, or pyridyl. The substituents may be those identified elsewhere herein for substituted hydrocarbyl. In one embodiment, preferred R_{10} substituents include $R_{10a}R_{10b}NCOO-$ wherein one of R_{10a} and R_{10b} is hydrogen and the other is methyl, ethyl, or straight, branched or cyclic propyl.

In one of the preferred embodiments, the taxanes of the present invention correspond to structure (2):



wherein

R_7 is hydroxy;

R_{10} is carbamoyloxy;

X_3 is substituted or unsubstituted alkyl, alkenyl, alkynyl, or heterocyclo, wherein alkyl comprises at least two carbon atoms;

X_5 is $-COX_{10}$, $-COOX_{10}$, or $-CONHX_{10}$; and

X_{10} is hydrocarbyl, substituted hydrocarbyl, or heterocyclo.

For example, in this preferred embodiment in which the taxane corresponds to structure (2), R_{10} may be $R_{10a}R_{10b}NCOO-$ wherein one of R_{10a} and R_{10b} is hydrogen and the other is (i) substituted or unsubstituted C_1 to C_8 alkyl such as methyl, ethyl, or straight, branched or cyclic propyl, butyl, pentyl, or hexyl; (ii) substituted or unsubstituted C_2 to C_8 alkenyl such as ethenyl or straight, branched or cyclic propenyl, butenyl, pentenyl or hexenyl; (iii) substituted or unsubstituted C_2 to C_8 alkynyl such as ethynyl or straight or branched propynyl, butynyl, pentynyl, or hexynyl; (iv) phenyl or substituted phenyl such as nitro, alkoxy or halosubstituted phenyl, or (v) substituted or unsubstituted heteroaromatic such as furyl, thienyl, or pyridyl. The substituents may be those identified elsewhere herein for substituted hydrocarbyl. In one embodiment, preferred R_{10} substituents include $R_{10a}R_{10b}NCOO-$ wherein one of R_{10a} and R_{10b} is hydrogen and the other is substituted or unsubstituted, preferably unsubstituted methyl, ethyl, or straight, branched or cyclic propyl. In another embodiment,

preferred R_{10} substituents include $R_{10a}R_{10b}NCOO-$ wherein one of R_{10a} and R_{10b} is hydrogen and the other is substituted or unsubstituted phenyl or heterocyclo. While R_{10a} and R_{10b} are selected from among these, in one embodiment X_3 is selected from substituted or unsubstituted alkyl, alkenyl, phenyl or heterocyclo, more preferably substituted or unsubstituted alkenyl, phenyl or heterocyclo, still more preferably substituted or unsubstituted phenyl or heterocyclo, and still more preferably heterocyclo such as furyl, thienyl or pyridyl. While R_{10a} , R_{10b} , and X_3 are selected from among these, in one embodiment X_5 is selected from $-COX_{10}$ wherein X_{10} is phenyl, alkyl or heterocyclo, more preferably phenyl. Alternatively, while R_{10a} , R_{10b} , and X_3 are selected from among these, in one embodiment X_5 is selected from $-COX_{10}$ wherein X_{10} is phenyl, alkyl or heterocyclo, more preferably phenyl, or X_5 is $-COOX_{10}$ wherein X_{10} is alkyl, preferably t-butyl. Among the more preferred embodiments, therefore, are taxanes corresponding to structure (2) in which (i) X_5 is $-COOX_{10}$ wherein X_{10} is tert-butyl or X_5 is $-COX_{10}$ wherein X_{10} is phenyl, (ii) X_3 is substituted or unsubstituted cycloalkyl, alkenyl, phenyl or heterocyclo, more preferably substituted or unsubstituted isobutenyl, phenyl, furyl, thienyl, or pyridyl, still more preferably unsubstituted isobutenyl, furyl, thienyl or pyridyl, and (iii) R_{10} is $R_{10a}R_{10b}NCOO-$, one of R_{10a} and R_{10b} is hydrogen and the other is substituted or unsubstituted substituted or unsubstituted C_1 to C_8 alkyl, phenyl or heterocyclo.

Among the preferred embodiments, therefore, are taxanes corresponding to structure 1 or 2 wherein R_{10} is $R_{10a}R_{10b}NCOO-$ wherein R_{10a} is methyl and R_{10b} is hydrido. In this embodiment, X_3 is preferably cycloalkyl, isobutenyl, phenyl, substituted phenyl such as p-nitrophenyl, or heterocyclo, more preferably heterocyclo, still more preferably furyl, thienyl or pyridyl; and X_5 is preferably benzoyl, alkoxycarbonyl, or heterocyclocarbonyl, more preferably benzoyl, t-butoxycarbonyl or t-amylloxycarbonyl. In one alternative of this embodiment, X_3 is heterocyclo; X_5 is benzoyl, alkoxycarbonyl, or heterocyclocarbonyl, more preferably benzoyl, t-butoxycarbonyl or t-amylloxycarbonyl, still more preferably t-butoxycarbonyl; R_2 is benzoyl, R_9 is keto and R_{14} is hydrido. In another alternative of this embodiment, X_3 is heterocyclo; X_5 is benzoyl, alkoxycarbonyl, or heterocyclocarbonyl, more preferably benzoyl, t-butoxycarbonyl or t-amylloxycarbonyl, still more preferably t-butoxycarbonyl; R_2 is benzoyl, R_9 is keto and R_{14} is hydrido. In another alternative of this embodiment, X_3 is heterocyclo; X_5 is benzoyl, alkoxycarbonyl, or heterocyclocarbonyl, more preferably benzoyl, t-butoxycarbonyl or t-amylloxycarbonyl, still more preferably t-butoxycarbonyl; R_2 is

benzoyl, R_9 is keto and R_{14} is hydroxy. In another alternative of this embodiment, X_3 is heterocyclo; X_5 is benzoyl, alkoxy carbonyl, or heterocyclocarbonyl, more preferably benzoyl, t-butoxy carbonyl or t-amyl oxy carbonyl, still more preferably t-butoxy carbonyl; R_2 is benzoyl, R_9 is hydroxy and R_{14} is hydroxy. In another

5 alternative of this embodiment, X_3 is heterocyclo; X_5 is benzoyl, alkoxy carbonyl, or heterocyclocarbonyl, more preferably benzoyl, t-butoxy carbonyl or t-amyl oxy carbonyl, still more preferably t-butoxy carbonyl; R_2 is benzoyl, R_9 is hydroxy and R_{14} is hydrido. In another alternative of this embodiment, X_3 is heterocyclo; X_5 is benzoyl, alkoxy carbonyl, or heterocyclocarbonyl, more

10 preferably benzoyl, t-butoxy carbonyl or t-amyl oxy carbonyl, still more preferably t-butoxy carbonyl; R_2 is benzoyl, R_9 is acyloxy and R_{14} is hydroxy. In another alternative of this embodiment, X_3 is heterocyclo; X_5 is benzoyl, alkoxy carbonyl, or heterocyclocarbonyl, more preferably benzoyl, t-butoxy carbonyl or t-amyl oxy carbonyl, still more preferably t-butoxy carbonyl; R_2 is benzoyl, R_9 is acyloxy and R_{14} is hydrido. In each of the alternatives of this embodiment when the taxane has structure 1, R_7 and R_{10} may each have the beta stereochemical configuration, R_7 and R_{10} may each have the alpha stereochemical configuration, R_7 may have the alpha stereochemical configuration while R_{10} has the beta stereochemical configuration or R_7 may have the beta stereochemical

15 configuration while R_{10} has the alpha stereochemical configuration.

Also among the preferred embodiments are taxanes corresponding to structure 1 or 2 wherein R_{10} is $R_{10a}R_{10b}NCOO-$ wherein R_{10a} is ethyl and R_{10b} is hydrido. In this embodiment, X_3 is preferably cycloalkyl, isobutenyl, phenyl, substituted phenyl such as p-nitrophenyl, or heterocyclo, more preferably

25 heterocyclo, still more preferably furyl, thienyl or pyridyl; and X_5 is preferably benzoyl, alkoxy carbonyl, or heterocyclocarbonyl, more preferably benzoyl, t-butoxy carbonyl or t-amyl oxy carbonyl. In one alternative of this embodiment, X_3 is heterocyclo; X_5 is benzoyl, alkoxy carbonyl, or heterocyclocarbonyl, more preferably benzoyl, t-butoxy carbonyl or t-amyl oxy carbonyl, still more preferably t-butoxy carbonyl; R_2 is benzoyl, R_9 is keto and R_{14} is hydrido. In another alternative of this embodiment, X_3 is heterocyclo; X_5 is benzoyl, alkoxy carbonyl, or heterocyclocarbonyl, more preferably benzoyl, t-butoxy carbonyl or t-amyl oxy carbonyl, still more preferably t-butoxy carbonyl; R_2 is benzoyl, R_9 is keto and R_{14} is hydrido. In another alternative of this embodiment, X_3 is heterocyclo;

30

35 X_5 is benzoyl, alkoxy carbonyl, or heterocyclocarbonyl, more preferably benzoyl, t-butoxy carbonyl or t-amyl oxy carbonyl, still more preferably t-butoxy carbonyl; R_2 is

benzoyl, R_9 is keto and R_{14} is hydroxy. In another alternative of this embodiment, X_3 is heterocyclo; X_5 is benzoyl, alkoxycarbonyl, or heterocyclocarbonyl, more preferably benzoyl, t-butoxycarbonyl or t-amylloxycarbonyl, still more preferably t-butoxycarbonyl; R_2 is benzoyl, R_9 is hydroxy and R_{14} is hydroxy. In another

5 alternative of this embodiment, X_3 is heterocyclo; X_5 is benzoyl, alkoxycarbonyl, or heterocyclocarbonyl, more preferably benzoyl, t-butoxycarbonyl or t-amylloxycarbonyl, still more preferably t-butoxycarbonyl; R_2 is benzoyl, R_9 is hydroxy and R_{14} is hydrido. In another alternative of this embodiment, X_3 is heterocyclo; X_5 is benzoyl, alkoxycarbonyl, or heterocyclocarbonyl, more

10 preferably benzoyl, t-butoxycarbonyl or t-amylloxycarbonyl, still more preferably t-butoxycarbonyl; R_2 is benzoyl, R_9 is acyloxy and R_{14} is hydroxy. In another alternative of this embodiment, X_3 is heterocyclo; X_5 is benzoyl, alkoxycarbonyl, or heterocyclocarbonyl, more preferably benzoyl, t-butoxycarbonyl or t-amylloxycarbonyl, still more preferably t-butoxycarbonyl; R_2 is benzoyl, R_9 is acyloxy and R_{14} is hydrido. In each of the alternatives of this embodiment when the taxane has structure 1, R_7 and R_{10} may each have the beta stereochemical configuration, R_7 and R_{10} may each have the alpha stereochemical configuration, R_7 may have the alpha stereochemical configuration while R_{10} has the beta stereochemical configuration or R_7 may have the beta stereochemical

15 configuration while R_{10} has the alpha stereochemical configuration.

20

C10 Heterosubstituted Acetates

In one embodiment, R_{10} is $R_{10a}C(O)O-$ wherein R_{10a} is heterosubstituted methyl, said heterosubstituted methyl moiety lacking a carbon atom which is in the beta position relative to the carbon atom of which R_{10a} is a substituent. The

25 heterosubstituted methyl is covalently bonded to at least one heteroatom and optionally with hydrogen, the heteroatom being, for example, a nitrogen, oxygen, silicon, phosphorous, boron, sulfur, or halogen atom. The heteroatom may, in turn, be substituted with other atoms to form a heterocyclo, alkoxy, alkenoxy, alkynoxy, aryloxy, hydroxy, protected hydroxy, oxy, acyloxy, nitro, amino, amido,

30 thiol, ketals, acetals, esters or ether moiety. Exemplary R_{10} substituents include $R_{10a}COO-$ wherein R_{10a} is chloromethyl, hydroxymethyl, methoxymethyl, ethoxymethyl, acetoxymethyl, acyloxymethyl, or methylthiomethyl.

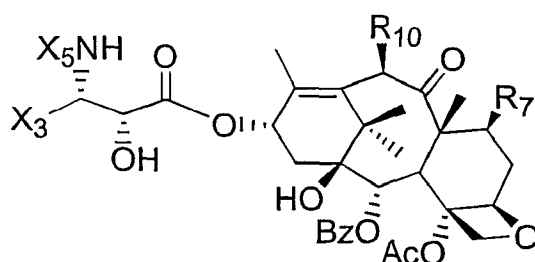
In one of the preferred embodiments, the taxane corresponds to structure 1, X_5 is $-COX_{10}$ wherein X_{10} is phenyl or $-COOX_{10}$ wherein X_{10} is t-butoxycarbonyl,

35 and R_{10} is $R_{10a}C(O)O-$ wherein R_{10a} is alkoxymethyl, preferably methoxymethyl or

ethoxymethyl. In another embodiment of the present invention the taxane corresponds to structure 1, X_5 is $-\text{COX}_{10}$ wherein X_{10} is phenyl or $-\text{COOX}_{10}$ wherein X_{10} is t-butoxycarbonyl, and R_{10} is $R_{10a}\text{C(O)O-}$ wherein R_{10a} is acyloxymethyl, preferably acetoxymethyl.

- 5 In another embodiment of the present invention, the taxane corresponds to structure 1, X_5 is $-\text{COX}_{10}$ wherein X_{10} is phenyl or $-\text{COOX}_{10}$ wherein X_{10} is t-butoxycarbonyl, R_{10} is $R_{10a}\text{C(O)O-}$ wherein R_{10a} is alkoxymethyl such as methoxymethyl or ethoxymethyl, or aryloxymethyl such as phenoxymethyl, and X_3 is heterocyclo. In another embodiment of the present invention the taxane
- 10 corresponds to structure 1, X_5 is $-\text{COX}_{10}$ wherein X_{10} is phenyl or $-\text{COOX}_{10}$ wherein X_{10} is t-butoxycarbonyl, and R_{10} is $R_{10a}\text{C(O)O-}$ wherein R_{10a} is acyloxymethyl, preferably acetoxymethyl, and X_3 is heterocyclo.

In another embodiment, the taxanes correspond to structure (2):



(2)

- 15 wherein

R_7 is hydroxy;

R_{10} is heterosubstituted acetate;

X_3 is substituted or unsubstituted alkyl, alkenyl, alkynyl, or heterocyclo, wherein alkyl comprises at least two carbon atoms;

- 20 X_5 is $-\text{COX}_{10}$, $-\text{COOX}_{10}$, or $-\text{CONHX}_{10}$; and

X_{10} is hydrocarbyl, substituted hydrocarbyl, or heterocyclo.

For example, in this preferred embodiment in which the taxane corresponds to structure (2), R_{10} is $R_{10a}\text{COO-}$ wherein R_{10a} is heterosubstituted methyl, more preferably heterosubstituted methyl wherein the heterosubstituents are selected

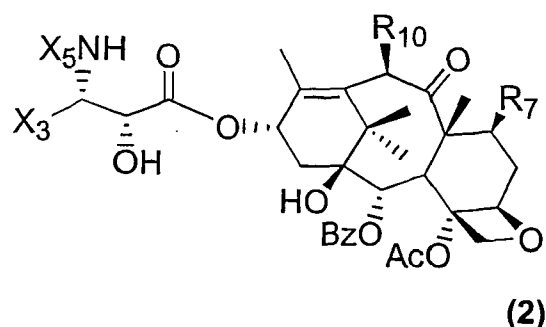
- 25 from the group consisting of nitrogen, oxygen, silicon, phosphorous, boron, sulfur, or halogen atoms, still more preferably heterosubstituted methyl wherein the heterosubstituent is alkoxy or acyloxy. While R_{10a} is selected from among these, in one embodiment X_3 is selected from substituted or unsubstituted alkyl, alkenyl, phenyl or heterocyclo, more preferably substituted or unsubstituted alkenyl,

phenyl or heterocyclo, still more preferably substituted or unsubstituted phenyl or heterocyclo, and still more preferably heterocyclo such as furyl, thienyl or pyridyl. While R_{10a} and X_3 are selected from among these, in one embodiment X_5 is selected from $-COX_{10}$ wherein X_{10} is phenyl, alkyl or heterocyclo, more preferably phenyl. Alternatively, while R_{10a} and X_3 are selected from among these, in one embodiment X_5 is selected from $-COX_{10}$ wherein X_{10} is phenyl, alkyl or heterocyclo, more preferably phenyl, or X_5 is $-COOX_{10}$ wherein X_{10} is alkyl, preferably t-butyl. Among the more preferred embodiments, therefore, are taxanes corresponding to structure (2) in which (i) X_5 is $-COOX_{10}$ wherein X_{10} is tert-butyl or X_5 is $-COX_{10}$ wherein X_{10} is phenyl, (ii) X_3 is substituted or unsubstituted cycloalkyl, alkenyl, phenyl or heterocyclo, more preferably substituted or unsubstituted isobutenyl, phenyl, furyl, thienyl, or pyridyl, still more preferably unsubstituted isobutenyl, furyl, thienyl or pyridyl, and (iii) R_{10} is alkoxyacetyl aryloxyacetyl, or acyloxyacetyl.

15 C7 Carbonates

In one embodiment, R_7 is $R_{7a}OCO-$ wherein R_{7a} is (i) substituted or unsubstituted C_1 to C_8 alkyl (straight, branched or cyclic), such as methyl, ethyl, propyl, butyl, pentyl, or hexyl; (ii) substituted or unsubstituted C_2 to C_8 alkenyl (straight, branched or cyclic), such as ethenyl, propenyl, butenyl, pentenyl or hexenyl; (iii) substituted or unsubstituted C_2 to C_8 alkynyl (straight or branched) such as ethynyl, propynyl, butynyl, pentynyl, or hexynyl; (iv) substituted or unsubstituted phenyl; or (v) substituted or unsubstituted heterocyclo such as furyl, thienyl, or pyridyl. The substituents may be hydrocarbyl or any of the heteroatom containing substituents identified elsewhere herein for substituted hydrocarbyl. In a preferred embodiment, R_{7a} is methyl, ethyl, straight, branched or cyclic propyl, straight, branched or cyclic butyl, straight, branched or cyclic hexyl, straight or branched propenyl, isobutenyl, furyl or thienyl. In another embodiment, R_{7a} is substituted ethyl, substituted propyl (straight, branched or cyclic), substituted propenyl (straight or branched), substituted isobutenyl, substituted furyl or substituted thienyl wherein the substituent(s) is/are selected from the group consisting of heterocyclo, alkoxy, alkenoxy, alkynoxy, aryloxy, hydroxy, protected hydroxy, keto, acyloxy, nitro, amino, amido, thiol, ketal, acetal, ester and ether moieties, but not phosphorous containing moieties.

In one of the preferred embodiments, the taxanes of the present invention correspond to structure (2):



wherein

R_7 is carbonate;

R_{10} is hydroxy;

- 5 X_3 is substituted or unsubstituted alkyl, alkenyl, alkynyl, or heterocyclo, wherein alkyl comprises at least two carbon atoms;

X_5 is $-\text{COX}_{10}$, $-\text{COOX}_{10}$, or $-\text{CONHX}_{10}$; and

X_{10} is hydrocarbyl, substituted hydrocarbyl, or heterocyclo.

- For example, in this preferred embodiment in which the taxane corresponds to structure (2), R_7 may be $R_{7a}\text{OCOO}-$ wherein R_{7a} is substituted or unsubstituted methyl, ethyl, propyl, butyl, pentyl or hexyl, more preferably substituted or unsubstituted methyl, ethyl or propyl, still more preferably substituted or unsubstituted methyl, ethyl, and still more preferably unsubstituted methyl or ethyl. While R_{7a} is selected from among these, in one embodiment X_3 is selected from substituted or unsubstituted alkyl, alkenyl, phenyl or heterocyclo, more preferably substituted or unsubstituted alkenyl, phenyl or heterocyclo, still more preferably substituted or unsubstituted phenyl or heterocyclo, and still more preferably heterocyclo such as furyl, thienyl or pyridyl. While R_{7a} and X_3 are selected from among these, in one embodiment X_5 is selected from $-\text{COX}_{10}$ wherein X_{10} is phenyl, alkyl or heterocyclo, more preferably phenyl. Alternatively, while R_{7a} and X_3 are selected from among these, in one embodiment X_5 is selected from $-\text{COX}_{10}$ wherein X_{10} is phenyl, alkyl or heterocyclo, more preferably phenyl, or X_5 is $-\text{COOX}_{10}$ wherein X_{10} is alkyl, preferably t-butyl. Among the more preferred embodiments, therefore, are taxanes corresponding to structure (2) in which (i) X_5 is $-\text{COOX}_{10}$ wherein X_{10} is tert-butyl or X_5 is $-\text{COX}_{10}$ wherein X_{10} is phenyl, (ii) X_3 is substituted or unsubstituted cycloalkyl, alkenyl, phenyl or heterocyclo, more preferably substituted or unsubstituted isobutenyl, phenyl, furyl, thienyl, or pyridyl, still more preferably unsubstituted isobutenyl, furyl, thienyl or pyridyl, and (iii) R_{7a} is unsubstituted methyl, ethyl or propyl, more preferably methyl or ethyl.

Among the preferred embodiments, therefore, are taxanes corresponding to structure 1 or 2 wherein R_7 is $R_{7a}OCOO-$ wherein R_{7a} is methyl. In this embodiment, X_3 is preferably cycloalkyl, isobutenyl, phenyl, substituted phenyl such as p-nitrophenyl, or heterocyclo, more preferably heterocyclo, still more preferably furyl, thienyl or pyridyl; and X_5 is preferably benzoyl, alkoxycarbonyl, or heterocyclocarbonyl, more preferably benzoyl, t-butoxycarbonyl or t-amylloxycarbonyl. In one alternative of this embodiment, X_3 is heterocyclo; X_5 is benzoyl, alkoxycarbonyl, or heterocyclocarbonyl, more preferably benzoyl, t-butoxycarbonyl or t-amylloxycarbonyl, still more preferably t-butoxycarbonyl; R_2 is benzoyl, R_9 is keto and R_{14} is hydrido. In another alternative of this embodiment, X_3 is heterocyclo; X_5 is benzoyl, alkoxycarbonyl, or heterocyclocarbonyl, more preferably benzoyl, t-butoxycarbonyl or t-amylloxycarbonyl, still more preferably t-butoxycarbonyl; R_2 is benzoyl, R_9 is keto and R_{14} is hydrido. In another alternative of this embodiment, X_3 is heterocyclo; X_5 is benzoyl, alkoxycarbonyl, or heterocyclocarbonyl, more preferably benzoyl, t-butoxycarbonyl or t-amylloxycarbonyl, still more preferably t-butoxycarbonyl; R_2 is benzoyl, R_9 is keto and R_{14} is hydroxy. In another alternative of this embodiment, X_3 is heterocyclo; X_5 is benzoyl, alkoxycarbonyl, or heterocyclocarbonyl, more preferably benzoyl, t-butoxycarbonyl or t-amylloxycarbonyl, still more preferably t-butoxycarbonyl; R_2 is benzoyl, R_9 is hydroxy and R_{14} is hydroxy. In another alternative of this embodiment, X_3 is heterocyclo; X_5 is benzoyl, alkoxycarbonyl, or heterocyclocarbonyl, more preferably benzoyl, t-butoxycarbonyl or t-amylloxycarbonyl, still more preferably t-butoxycarbonyl; R_2 is benzoyl, R_9 is acyloxy and R_{14} is hydroxy. In another alternative of this embodiment, X_3 is heterocyclo; X_5 is benzoyl, alkoxycarbonyl, or heterocyclocarbonyl, more preferably benzoyl, t-butoxycarbonyl or t-amylloxycarbonyl, still more preferably t-butoxycarbonyl; R_2 is benzoyl, R_9 is acyloxy and R_{14} is hydrido. In each of the alternatives of this embodiment when the taxane has structure 1, R_7 and R_{10} may each have the beta stereochemical configuration, R_7 and R_{10} may each have the alpha stereochemical configuration, R_7 may have the alpha stereochemical configuration while R_{10} has the beta stereochemical configuration or R_7 may have the beta stereochemical configuration while R_{10} has the alpha stereochemical configuration.

Also among the preferred embodiments are taxanes corresponding to structure 1 or 2 wherein R_7 is $R_{7a}OCOO^-$ wherein R_{7a} is ethyl. In this embodiment, X_3 is preferably cycloalkyl, isobutenyl, phenyl, substituted phenyl such as p-nitrophenyl, or heterocyclo, more preferably heterocyclo, still more preferably

5 furyl, thienyl or pyridyl; and X_5 is preferably benzoyl, alkoxycarbonyl, or heterocyclocarbonyl, more preferably benzoyl, t-butoxycarbonyl or t-amyloxycarbonyl. In one alternative of this embodiment, X_3 is heterocyclo; X_5 is benzoyl, alkoxycarbonyl, or heterocyclocarbonyl, more preferably benzoyl, t-butoxycarbonyl or t-amyloxycarbonyl, still more preferably t-butoxycarbonyl; R_2 is

10 benzoyl, R_9 is keto and R_{14} is hydrido. In another alternative of this embodiment, X_3 is heterocyclo; X_5 is benzoyl, alkoxycarbonyl, or heterocyclocarbonyl, more preferably benzoyl, t-butoxycarbonyl or t-amyloxycarbonyl, still more preferably t-butoxycarbonyl; R_2 is benzoyl, R_9 is keto and R_{14} is hydrido. In another alternative of this embodiment, X_3 is heterocyclo; X_5 is benzoyl, alkoxycarbonyl, or

15 heterocyclocarbonyl, more preferably benzoyl, t-butoxycarbonyl or t-amyloxycarbonyl, still more preferably t-butoxycarbonyl; R_2 is benzoyl, R_9 is keto and R_{14} is hydroxy. In another alternative of this embodiment, X_3 is heterocyclo; X_5 is benzoyl, alkoxycarbonyl, or heterocyclocarbonyl, more preferably benzoyl, t-butoxycarbonyl or t-amyloxycarbonyl, still more preferably t-butoxycarbonyl; R_2 is

20 benzoyl, R_9 is hydroxy and R_{14} is hydroxy. In another alternative of this embodiment, X_3 is heterocyclo; X_5 is benzoyl, alkoxycarbonyl, or heterocyclocarbonyl, more preferably benzoyl, t-butoxycarbonyl or t-amyloxycarbonyl, still more preferably t-butoxycarbonyl; R_2 is benzoyl, R_9 is hydroxy and R_{14} is hydrido. In another alternative of this embodiment, X_3 is

25 heterocyclo; X_5 is benzoyl, alkoxycarbonyl, or heterocyclocarbonyl, more preferably benzoyl, t-butoxycarbonyl or t-amyloxycarbonyl, still more preferably t-butoxycarbonyl; R_2 is benzoyl, R_9 is acyloxy and R_{14} is hydroxy. In another alternative of this embodiment, X_3 is heterocyclo; X_5 is benzoyl, alkoxycarbonyl, or heterocyclocarbonyl, more preferably benzoyl, t-butoxycarbonyl or t-

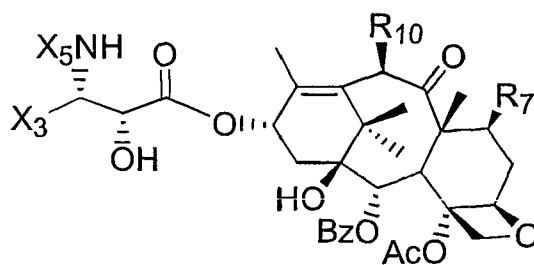
30 amyloxycarbonyl, still more preferably t-butoxycarbonyl; R_2 is benzoyl, R_9 is acyloxy and R_{14} is hydrido. In each of the alternatives of this embodiment when the taxane has structure 1, R_7 and R_{10} may each have the beta stereochemical configuration, R_7 and R_{10} may each have the alpha stereochemical configuration, R_7 may have the alpha stereochemical configuration while R_{10} has the beta

35 stereochemical configuration or R_7 may have the beta stereochemical configuration while R_{10} has the alpha stereochemical configuration.

Also among the preferred embodiments are taxanes corresponding to structure 1 or 2 wherein R_7 is $R_{7a}OCOO-$ wherein R_{7a} is propyl. In this embodiment, X_3 is preferably cycloalkyl, isobutenyl, phenyl, substituted phenyl such as p-nitrophenyl, or heterocyclo, more preferably heterocyclo, still more preferably furyl, thienyl or pyridyl; and X_5 is preferably benzoyl, alkoxycarbonyl, or heterocyclocarbonyl, more preferably benzoyl, t-butoxycarbonyl or t-amylloxycarbonyl. In one alternative of this embodiment, X_3 is heterocyclo; X_5 is benzoyl, alkoxycarbonyl, or heterocyclocarbonyl, more preferably benzoyl, t-butoxycarbonyl or t-amylloxycarbonyl, still more preferably t-butoxycarbonyl; R_2 is benzoyl, R_9 is keto and R_{14} is hydrido. In another alternative of this embodiment, X_3 is heterocyclo; X_5 is benzoyl, alkoxycarbonyl, or heterocyclocarbonyl, more preferably benzoyl, t-butoxycarbonyl or t-amylloxycarbonyl, still more preferably t-butoxycarbonyl; R_2 is benzoyl, R_9 is keto and R_{14} is hydrido. In another alternative of this embodiment, X_3 is heterocyclo; X_5 is benzoyl, alkoxycarbonyl, or heterocyclocarbonyl, more preferably benzoyl, t-butoxycarbonyl or t-amylloxycarbonyl, still more preferably t-butoxycarbonyl; R_2 is benzoyl, R_9 is keto and R_{14} is hydroxy. In another alternative of this embodiment, X_3 is heterocyclo; X_5 is benzoyl, alkoxycarbonyl, or heterocyclocarbonyl, more preferably benzoyl, t-butoxycarbonyl or t-amylloxycarbonyl, still more preferably t-butoxycarbonyl; R_2 is benzoyl, R_9 is hydroxy and R_{14} is hydroxy. In another alternative of this embodiment, X_3 is heterocyclo; X_5 is benzoyl, alkoxycarbonyl, or heterocyclocarbonyl, more preferably benzoyl, t-butoxycarbonyl or t-amylloxycarbonyl, still more preferably t-butoxycarbonyl; R_2 is benzoyl, R_9 is hydroxy and R_{14} is hydrido. In another alternative of this embodiment, X_3 is heterocyclo; X_5 is benzoyl, alkoxycarbonyl, or heterocyclocarbonyl, more preferably benzoyl, t-butoxycarbonyl or t-amylloxycarbonyl, still more preferably t-butoxycarbonyl; R_2 is benzoyl, R_9 is acyloxy and R_{14} is hydroxy. In another alternative of this embodiment, X_3 is heterocyclo; X_5 is benzoyl, alkoxycarbonyl, or heterocyclocarbonyl, more preferably benzoyl, t-butoxycarbonyl or t-amylloxycarbonyl, still more preferably t-butoxycarbonyl; R_2 is benzoyl, R_9 is acyloxy and R_{14} is hydrido. In each of the alternatives of this embodiment when the taxane has structure 1, R_7 and R_{10} may each have the beta stereochemical configuration, R_7 and R_{10} may each have the alpha stereochemical configuration, R_7 may have the alpha stereochemical configuration while R_{10} has the beta stereochemical configuration or R_7 may have the beta stereochemical configuration while R_{10} has the alpha stereochemical configuration.

C7 Ester

- In one embodiment, R_7 is $R_{7a}COO-$ wherein R_{7a} is (i) substituted or unsubstituted C_2 to C_8 alkyl (straight, branched or cyclic), such as ethyl, propyl, butyl, pentyl, or hexyl; (ii) substituted or unsubstituted C_2 to C_8 alkenyl (straight, branched or cyclic), such as ethenyl, propenyl, butenyl, pentenyl or hexenyl; (iii) substituted or unsubstituted C_2 to C_8 alkynyl (straight or branched) such as ethynyl, propynyl, butynyl, pentynyl, or hexynyl; (iv) substituted or unsubstituted phenyl; or (v) substituted or unsubstituted heteroaromatic such as furyl, thienyl, or pyridyl. The substituents may be hydrocarbyl or any of the heteroatom containing substituents identified elsewhere herein for substituted hydrocarbyl. In a preferred embodiment, R_{7a} is ethyl, straight, branched or cyclic propyl, straight, branched or cyclic butyl, straight, branched or cyclic pentyl, straight, branched or cyclic hexyl, straight or branched propenyl, isobutenyl, furyl or thienyl. In another embodiment, R_{7a} is substituted ethyl, substituted propyl (straight, branched or cyclic), substituted propenyl (straight or branched), substituted isobutenyl, substituted furyl or substituted thienyl wherein the substituent(s) is/are selected from the group consisting of heterocyclo, alkoxy, alkenoxy, alkynoxy, aryloxy, hydroxy, protected hydroxy, keto, acyloxy, nitro, amino, amido, thiol, ketal, acetal, ester and ether moieties, but not phosphorous containing moieties.
- In one of the preferred embodiments, the taxanes of the present invention correspond to the following structural formula (2):



(2)

wherein

- R_7 is $R_{7a}COO-$;
 R_{10} is hydroxy;
 X_3 is substituted or unsubstituted alkyl, alkenyl, alkynyl, or heterocyclo;
 X_5 is $-COX_{10}$, $-COOX_{10}$, or $-CONHX_{10}$;
 X_{10} is hydrocarbyl, substituted hydrocarbyl, or heterocyclo;

R_{7a} is hydrocarbyl, substituted hydrocarbyl, or heterocyclo wherein said hydrocarbyl or substituted hydrocarbyl contains carbon atoms in the alpha and beta positions relative to the carbon of which R_a is a substituent;

Bz is benzoyl; and

5 Ac is acetyl.

For example, in this preferred embodiment in which the taxane corresponds to structure **(2)**, R_{7a} may be substituted or unsubstituted ethyl, propyl or butyl, more preferably substituted or unsubstituted ethyl or propyl, still more preferably substituted or unsubstituted ethyl, and still more preferably unsubstituted ethyl.

10 While R_{7a} is selected from among these, in one embodiment X_3 is selected from substituted or unsubstituted alkyl, alkenyl, phenyl or heterocyclo, more preferably substituted or unsubstituted alkenyl, phenyl or heterocyclo, still more preferably substituted or unsubstituted phenyl or heterocyclo, and still more preferably heterocyclo such as furyl, thienyl or pyridyl. While R_{7a} and X_3 are selected from
15 among these, in one embodiment X_5 is selected from $-COX_{10}$ wherein X_{10} is phenyl, alkyl or heterocyclo, more preferably phenyl. Alternatively, while R_{7a} and X_3 are selected from among these, in one embodiment X_5 is selected from $-COX_{10}$ wherein X_{10} is phenyl, alkyl or heterocyclo, more preferably phenyl, or X_5 is $-COOX_{10}$ wherein X_{10} is alkyl, preferably t-butyl. Among the more preferred
20 embodiments, therefore, are taxanes corresponding to structure **(2)** in which (i) X_5 is $-COOX_{10}$ wherein X_{10} is tert-butyl or X_5 is $-COX_{10}$ wherein X_{10} is phenyl, (ii) X_3 is substituted or unsubstituted cycloalkyl, alkenyl, phenyl or heterocyclo, more preferably substituted or unsubstituted isobutenyl, phenyl, furyl, thienyl, or pyridyl, still more preferably unsubstituted isobutenyl, furyl, thienyl or pyridyl, and
25 (iii) R_{7a} is unsubstituted ethyl or propyl, more preferably ethyl.

Among the preferred embodiments, therefore, are taxanes corresponding to structure 1 or 2 wherein R_7 is $R_{7a}COO-$ wherein R_{7a} is ethyl. In this embodiment, X_3 is preferably cycloalkyl, isobutenyl, phenyl, substituted phenyl such as p-nitrophenyl, or heterocyclo, more preferably heterocyclo, still more
30 preferably furyl, thienyl or pyridyl; and X_5 is preferably benzoyl, alkoxycarbonyl, or heterocyclocarbonyl, more preferably benzoyl, t-butoxycarbonyl or t-amyloxycarbonyl. In one alternative of this embodiment, X_3 is heterocyclo; X_5 is benzoyl, alkoxycarbonyl, or heterocyclocarbonyl, more preferably benzoyl, t-butoxycarbonyl or t-amyloxycarbonyl, still more preferably t-butoxycarbonyl; R_2 is
35 benzoyl, R_9 is keto and R_{14} is hydrido. In another alternative of this embodiment, X_3 is heterocyclo; X_5 is benzoyl, alkoxycarbonyl, or heterocyclocarbonyl, more

preferably benzoyl, t-butoxycarbonyl or t-amylloxycarbonyl, still more preferably t-butoxycarbonyl; R_2 is benzoyl, R_9 is keto and R_{14} is hydrido. In another alternative of this embodiment, X_3 is heterocyclo; X_5 is benzoyl, alkoxycarbonyl, or heterocyclocarbonyl, more preferably benzoyl, t-butoxycarbonyl or t-amylloxycarbonyl, still more preferably t-butoxycarbonyl; R_2 is benzoyl, R_9 is keto and R_{14} is hydroxy. In another alternative of this embodiment, X_3 is heterocyclo; X_5 is benzoyl, alkoxycarbonyl, or heterocyclocarbonyl, more preferably benzoyl, t-butoxycarbonyl or t-amylloxycarbonyl, still more preferably t-butoxycarbonyl; R_2 is benzoyl, R_9 is hydroxy and R_{14} is hydroxy. In another alternative of this embodiment, X_3 is heterocyclo; X_5 is benzoyl, alkoxycarbonyl, or heterocyclocarbonyl, more preferably benzoyl, t-butoxycarbonyl or t-amylloxycarbonyl, still more preferably t-butoxycarbonyl; R_2 is benzoyl, R_9 is hydroxy and R_{14} is hydrido. In another alternative of this embodiment, X_3 is heterocyclo; X_5 is benzoyl, alkoxycarbonyl, or heterocyclocarbonyl, more preferably benzoyl, t-butoxycarbonyl or t-amylloxycarbonyl, still more preferably t-butoxycarbonyl; R_2 is benzoyl, R_9 is acyloxy and R_{14} is hydroxy. In another alternative of this embodiment, X_3 is heterocyclo; X_5 is benzoyl, alkoxycarbonyl, or heterocyclocarbonyl, more preferably benzoyl, t-butoxycarbonyl or t-amylloxycarbonyl, still more preferably t-butoxycarbonyl; R_2 is benzoyl, R_9 is acyloxy and R_{14} is hydrido. In each of the alternatives of this embodiment when the taxane has structure 1, R_7 and R_{10} may each have the beta stereochemical configuration, R_7 and R_{10} may each have the alpha stereochemical configuration, R_7 may have the alpha stereochemical configuration while R_{10} has the beta stereochemical configuration or R_7 may have the beta stereochemical configuration while R_{10} has the alpha stereochemical configuration.

Also among the preferred embodiments are taxanes corresponding to structure 1 or 2 wherein R_7 is $R_{7a}COO^-$ wherein R_{7a} is propyl. In this embodiment, X_3 is preferably cycloalkyl, isobutenyl, phenyl, substituted phenyl such as p-nitrophenyl, or heterocyclo, more preferably heterocyclo, still more preferably furyl, thienyl or pyridyl; and X_5 is preferably benzoyl, alkoxycarbonyl, or heterocyclocarbonyl, more preferably benzoyl, t-butoxycarbonyl or t-amylloxycarbonyl. In one alternative of this embodiment, X_3 is heterocyclo; X_5 is benzoyl, alkoxycarbonyl, or heterocyclocarbonyl, more preferably benzoyl, t-butoxycarbonyl or t-amylloxycarbonyl, still more preferably t-butoxycarbonyl; R_2 is benzoyl, R_9 is keto and R_{14} is hydrido. In another alternative of this embodiment, X_3 is heterocyclo; X_5 is benzoyl, alkoxycarbonyl, or heterocyclocarbonyl, more

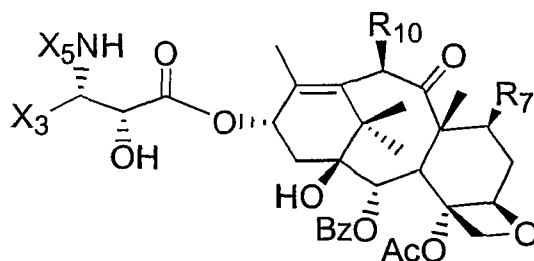
preferably benzoyl, t-butoxycarbonyl or t-amylloxycarbonyl, still more preferably t-butoxycarbonyl; R_2 is benzoyl, R_9 is keto and R_{14} is hydrido. In another alternative of this embodiment, X_3 is heterocyclo; X_5 is benzoyl, alkoxycarbonyl, or heterocyclocarbonyl, more preferably benzoyl, t-butoxycarbonyl or t-amylloxycarbonyl, still more preferably t-butoxycarbonyl; R_2 is benzoyl, R_9 is keto and R_{14} is hydroxy. In another alternative of this embodiment, X_3 is heterocyclo; X_5 is benzoyl, alkoxycarbonyl, or heterocyclocarbonyl, more preferably benzoyl, t-butoxycarbonyl or t-amylloxycarbonyl, still more preferably t-butoxycarbonyl; R_2 is benzoyl, R_9 is hydroxy and R_{14} is hydroxy. In another alternative of this embodiment, X_3 is heterocyclo; X_5 is benzoyl, alkoxycarbonyl, or heterocyclocarbonyl, more preferably benzoyl, t-butoxycarbonyl or t-amylloxycarbonyl, still more preferably t-butoxycarbonyl; R_2 is benzoyl, R_9 is hydroxy and R_{14} is hydrido. In another alternative of this embodiment, X_3 is heterocyclo; X_5 is benzoyl, alkoxycarbonyl, or heterocyclocarbonyl, more preferably benzoyl, t-butoxycarbonyl or t-amylloxycarbonyl, still more preferably t-butoxycarbonyl; R_2 is benzoyl, R_9 is acyloxy and R_{14} is hydroxy. In another alternative of this embodiment, X_3 is heterocyclo; X_5 is benzoyl, alkoxycarbonyl, or heterocyclocarbonyl, more preferably benzoyl, t-butoxycarbonyl or t-amylloxycarbonyl, still more preferably t-butoxycarbonyl; R_2 is benzoyl, R_9 is acyloxy and R_{14} is hydrido. In each of the alternatives of this embodiment when the taxane has structure 1, R_7 and R_{10} may each have the beta stereochemical configuration, R_7 and R_{10} may each have the alpha stereochemical configuration, R_7 may have the alpha stereochemical configuration while R_{10} has the beta stereochemical configuration or R_7 may have the beta stereochemical configuration while R_{10} has the alpha stereochemical configuration.

C7 Carbamates

In one embodiment, R_7 is $R_{7a}R_{7b}NCOO-$ wherein R_{7a} and R_{7b} are independently hydrogen, hydrocarbyl, substituted hydrocarbyl, or heterocyclo. Exemplary preferred R_7 substituents include $R_{7a}R_{7b}NCOO-$ wherein (a) R_{7a} and R_{7b} are each hydrogen, (b) one of R_{7a} and R_{7b} is hydrogen and the other is (i) substituted or unsubstituted C_1 to C_8 alkyl such as methyl, ethyl, or straight, branched or cyclic propyl, butyl, pentyl, or hexyl; (ii) substituted or unsubstituted C_2 to C_8 alkenyl such as ethenyl or straight, branched or cyclic propenyl, butenyl, pentenyl or hexenyl; (iii) substituted or unsubstituted C_2 to C_8 alkynyl such as ethynyl or straight or branched propynyl, butynyl, pentynyl, or hexynyl;

(iv) substituted or unsubstituted phenyl, or (v) substituted or unsubstituted heteroaromatic such as furyl, thienyl, or pyridyl, or (c) R_{7a} and R_{7b} are independently (i) substituted or unsubstituted C_1 to C_8 alkyl such as methyl, ethyl, or straight, branched or cyclic propyl, butyl, pentyl, or hexyl; (ii) substituted or unsubstituted C_2 to C_8 alkenyl such as ethenyl or straight, branched or cyclic propenyl, butenyl, pentenyl or hexenyl; (iii) substituted or unsubstituted C_2 to C_8 alkynyl such as ethynyl or straight or branched propynyl, butynyl, pentynyl, or hexynyl; (iv) substituted or unsubstituted phenyl, or (v) substituted or unsubstituted heteroaromatic such as furyl, thienyl, or pyridyl. The substituents may be those identified elsewhere herein for substituted hydrocarbyl. In one embodiment, preferred R_7 substituents include $R_{7a}R_{7b}NCOO-$ wherein one of R_{7a} and R_{7b} is hydrogen and the other is methyl, ethyl, or straight, branched or cyclic propyl.

In one of the preferred embodiments, the taxanes of the present invention correspond to structure (2):



(2)

wherein

- R_7 is carbamoyloxy;
- R_{10} is hydroxy;
- X_3 is substituted or unsubstituted alkyl, alkenyl, alkynyl, or heterocyclo;
- X_5 is $-COX_{10}$, $-COOX_{10}$, or $-CONHX_{10}$; and
- X_{10} is hydrocarbyl, substituted hydrocarbyl, or heterocyclo.

For example, in this preferred embodiment in which the taxane corresponds to structure (2), R_7 may be $R_{7a}R_{7b}NCOO-$ wherein one of R_{7a} and R_{7b} is hydrogen and the other is (i) substituted or unsubstituted C_1 to C_8 alkyl such as methyl, ethyl, or straight, branched or cyclic propyl, butyl, pentyl, or hexyl; (ii) substituted or unsubstituted C_2 to C_8 alkenyl such as ethenyl or straight, branched or cyclic propenyl, butenyl, pentenyl or hexenyl; (iii) substituted or unsubstituted C_2 to C_8

alkynyl such as ethynyl or straight or branched propynyl, butynyl, pentynyl, or hexynyl; (iv) phenyl or substituted phenyl such as nitro, alkoxy or halosubstituted phenyl, or (v) substituted or unsubstituted heteroaromatic such as furyl, thienyl, or pyridyl. The substituents may be those identified elsewhere herein for substituted hydrocarbyl. In one embodiment, preferred R_7 substituents include $R_{7a}R_{7b}NCOO-$ wherein one of R_{7a} and R_{7b} is hydrogen and the other is substituted or unsubstituted, preferably unsubstituted methyl, ethyl, or straight, branched or cyclic propyl. In another embodiment, preferred R_7 substituents include $R_{7a}R_{7b}NCOO-$ wherein one of R_{7a} and R_{7b} is hydrogen and the other is substituted or unsubstituted phenyl or heterocyclo. While R_{7a} and R_{7b} are selected from among these, in one embodiment X_3 is selected from substituted or unsubstituted alkyl, alkenyl, phenyl or heterocyclo, more preferably substituted or unsubstituted alkenyl, phenyl or heterocyclo, still more preferably substituted or unsubstituted phenyl or heterocyclo, and still more preferably heterocyclo such as furyl, thienyl or pyridyl. While R_{7a} , R_{7b} , and X_3 are selected from among these, in one embodiment X_5 is selected from $-COX_{10}$ wherein X_{10} is phenyl, alkyl or heterocyclo, more preferably phenyl. Alternatively, while R_{7a} , R_{7b} , and X_3 are selected from among these, in one embodiment X_5 is selected from $-COX_{10}$ wherein X_{10} is phenyl, alkyl or heterocyclo, more preferably phenyl, or X_5 is $-COOX_{10}$ wherein X_{10} is alkyl, preferably t-butyl. Among the more preferred embodiments, therefore, are taxanes corresponding to structure (2) in which (i) X_5 is $-COOX_{10}$ wherein X_{10} is tert-butyl or X_5 is $-COX_{10}$ wherein X_{10} is phenyl, (ii) X_3 is substituted or unsubstituted cycloalkyl, alkenyl, phenyl or heterocyclo, more preferably substituted or unsubstituted isobutenyl, phenyl, furyl, thienyl, or pyridyl, still more preferably unsubstituted isobutenyl, furyl, thienyl or pyridyl, and (iii) R_7 is $R_{7a}R_{7b}NCOO-$, one of R_{7a} and R_{7b} is hydrogen and the other is substituted or unsubstituted C_1 to C_8 alkyl, phenyl or heterocyclo.

Among the preferred embodiments, therefore, are taxanes corresponding to structure 1 or 2 wherein R_7 is $R_{7a}R_{7b}NCOO-$ wherein R_{7a} is methyl and R_{7b} is hydrido. In this embodiment, X_3 is preferably cycloalkyl, isobutenyl, phenyl, substituted phenyl such as p-nitrophenyl, or heterocyclo, more preferably heterocyclo, still more preferably furyl, thienyl or pyridyl; and X_5 is preferably benzoyl, alkoxycarbonyl, or heterocyclocarbonyl, more preferably benzoyl, t-butoxycarbonyl or t-amylloxycarbonyl. In one alternative of this embodiment, X_3 is heterocyclo; X_5 is benzoyl, alkoxycarbonyl, or heterocyclocarbonyl, more preferably benzoyl, t-butoxycarbonyl or t-amylloxycarbonyl, still more preferably t-

butoxycarbonyl; R_2 is benzoyl, R_9 is keto and R_{14} is hydrido. In another alternative of this embodiment, X_3 is heterocyclo; X_5 is benzoyl, alkoxycarbonyl, or heterocyclocarbonyl, more preferably benzoyl, t-butoxycarbonyl or t-amyloxycarbonyl, still more preferably t-butoxycarbonyl; R_2 is benzoyl, R_9 is keto and R_{14} is hydrido. In another alternative of this embodiment, X_3 is heterocyclo; X_5 is benzoyl, alkoxycarbonyl, or heterocyclocarbonyl, more preferably benzoyl, t-butoxycarbonyl or t-amyloxycarbonyl, still more preferably t-butoxycarbonyl; R_2 is benzoyl, R_9 is keto and R_{14} is hydroxy. In another alternative of this embodiment, X_3 is heterocyclo; X_5 is benzoyl, alkoxycarbonyl, or heterocyclocarbonyl, more preferably benzoyl, t-butoxycarbonyl or t-amyloxycarbonyl, still more preferably t-butoxycarbonyl; R_2 is benzoyl, R_9 is hydroxy and R_{14} is hydroxy. In another alternative of this embodiment, X_3 is heterocyclo; X_5 is benzoyl, alkoxycarbonyl, or heterocyclocarbonyl, more preferably benzoyl, t-butoxycarbonyl or t-amyloxycarbonyl, still more preferably t-butoxycarbonyl; R_2 is benzoyl, R_9 is hydroxy and R_{14} is hydrido. In another alternative of this embodiment, X_3 is heterocyclo; X_5 is benzoyl, alkoxycarbonyl, or heterocyclocarbonyl, more preferably benzoyl, t-butoxycarbonyl or t-amyloxycarbonyl, still more preferably t-butoxycarbonyl; R_2 is benzoyl, R_9 is acyloxy and R_{14} is hydroxy. In another alternative of this embodiment, X_3 is heterocyclo; X_5 is benzoyl, alkoxycarbonyl, or heterocyclocarbonyl, more preferably benzoyl, t-butoxycarbonyl or t-amyloxycarbonyl, still more preferably t-butoxycarbonyl; R_2 is benzoyl, R_9 is acyloxy and R_{14} is hydrido. In each of the alternatives of this embodiment when the taxane has structure 1, R_7 and R_{10} may each have the beta stereochemical configuration, R_7 and R_{10} may each have the alpha stereochemical configuration, R_7 may have the alpha stereochemical configuration while R_{10} has the beta stereochemical configuration or R_7 may have the beta stereochemical configuration while R_{10} has the alpha stereochemical configuration.

Also among the preferred embodiments are taxanes corresponding to structure 1 or 2 wherein R_7 is $R_{7a}R_{7b}NCOO-$ wherein R_{7a} is ethyl and R_{7b} is hydrido. In this embodiment, X_3 is preferably cycloalkyl, isobutenyl, phenyl, substituted phenyl such as p-nitrophenyl, or heterocyclo, more preferably heterocyclo, still more preferably furyl, thienyl or pyridyl; and X_5 is preferably benzoyl, alkoxycarbonyl, or heterocyclocarbonyl, more preferably benzoyl, t-butoxycarbonyl or t-amyloxycarbonyl. In one alternative of this embodiment, X_3 is heterocyclo; X_5 is benzoyl, alkoxycarbonyl, or heterocyclocarbonyl, more preferably benzoyl, t-butoxycarbonyl or t-amyloxycarbonyl, still more preferably t-

butoxycarbonyl; R_2 is benzoyl, R_9 is keto and R_{14} is hydrido. In another alternative of this embodiment, X_3 is heterocyclo; X_5 is benzoyl, alkoxycarbonyl, or heterocyclocarbonyl, more preferably benzoyl, t-butoxycarbonyl or t-amylloxycarbonyl, still more preferably t-butoxycarbonyl; R_2 is benzoyl, R_9 is keto and R_{14} is hydrido. In another alternative of this embodiment, X_3 is heterocyclo; X_5 is benzoyl, alkoxycarbonyl, or heterocyclocarbonyl, more preferably benzoyl, t-butoxycarbonyl or t-amylloxycarbonyl, still more preferably t-butoxycarbonyl; R_2 is benzoyl, R_9 is keto and R_{14} is hydroxy. In another alternative of this embodiment, X_3 is heterocyclo; X_5 is benzoyl, alkoxycarbonyl, or heterocyclocarbonyl, more preferably benzoyl, t-butoxycarbonyl or t-amylloxycarbonyl, still more preferably t-butoxycarbonyl; R_2 is benzoyl, R_9 is hydroxy and R_{14} is hydroxy. In another alternative of this embodiment, X_3 is heterocyclo; X_5 is benzoyl, alkoxycarbonyl, or heterocyclocarbonyl, more preferably benzoyl, t-butoxycarbonyl or t-amylloxycarbonyl, still more preferably t-butoxycarbonyl; R_2 is benzoyl, R_9 is hydroxy and R_{14} is hydrido. In another alternative of this embodiment, X_3 is heterocyclo; X_5 is benzoyl, alkoxycarbonyl, or heterocyclocarbonyl, more preferably benzoyl, t-butoxycarbonyl or t-amylloxycarbonyl, still more preferably t-butoxycarbonyl; R_2 is benzoyl, R_9 is acyloxy and R_{14} is hydroxy. In another alternative of this embodiment, X_3 is heterocyclo; X_5 is benzoyl, alkoxycarbonyl, or heterocyclocarbonyl, more preferably benzoyl, t-butoxycarbonyl or t-amylloxycarbonyl, still more preferably t-butoxycarbonyl; R_2 is benzoyl, R_9 is acyloxy and R_{14} is hydrido. In each of the alternatives of this embodiment when the taxane has structure 1, R_7 and R_{10} may each have the beta stereochemical configuration, R_7 and R_{10} may each have the alpha stereochemical configuration, R_7 may have the alpha stereochemical configuration while R_{10} has the beta stereochemical configuration or R_7 may have the beta stereochemical configuration while R_{10} has the alpha stereochemical configuration.

C7 Heterosubstituted Acetates

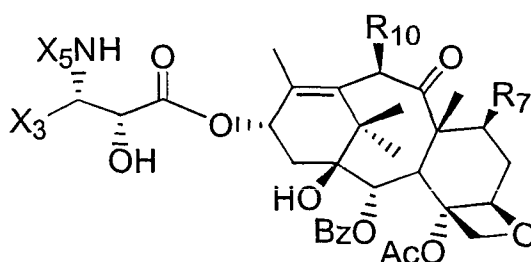
In one embodiment, R_7 is $R_{7a}C(O)O-$ wherein R_{7a} is heterosubstituted methyl, said heterosubstituted methyl moiety lacking a carbon atom which is in the beta position relative to the carbon atom of which R_{7a} is a substituent. The heterosubstituted methyl is covalently bonded to at least one heteroatom and optionally with hydrogen, the heteroatom being, for example, a nitrogen, oxygen, silicon, phosphorous, boron, sulfur, or halogen atom. The heteroatom may, in turn, be substituted with other atoms to form a heterocyclo, alkoxy, alkenoxy,

alkynoxy, aryloxy, hydroxy, protected hydroxy, oxy, acyloxy, nitro, amino, amido, thiol, ketals, acetals, esters or ether moiety. Exemplary R_7 substituents include $R_{7a}COO-$ wherein R_{7a} is chloromethyl, hydroxymethyl, methoxymethyl, ethoxymethyl, or methylthiomethyl.

- 5 In one of the preferred embodiments, the taxane corresponds to structure 1, X_5 is $-COX_{10}$ wherein X_{10} is phenyl or $-COOX_{10}$ wherein X_{10} is t-butoxycarbonyl, and R_7 is $R_{7a}C(O)O-$ wherein R_{7a} is alkoxymethyl, preferably methoxymethyl or ethoxymethyl. In another embodiment of the present invention the taxane corresponds to structure 1, X_5 is $-COX_{10}$ wherein X_{10} is phenyl or $-COOX_{10}$ wherein X_{10} is t-butoxycarbonyl, and R_7 is $R_{7a}C(O)O-$ wherein R_{7a} is acyloxymethyl, preferably acetoxymethyl.

- In another embodiment of the present invention, the taxane corresponds to structure 1, X_5 is $-COX_{10}$ wherein X_{10} is phenyl or $-COOX_{10}$ wherein X_{10} is t-butoxycarbonyl, R_7 is $R_{7a}C(O)O-$ wherein R_{7a} is alkoxymethyl such as methoxymethyl or ethoxymethyl, or aryloxymethyl such as phenoxymethyl, and X_3 is heterocyclo. In another embodiment of the present invention the taxane corresponds to structure 1, X_5 is $-COX_{10}$ wherein X_{10} is phenyl or $-COOX_{10}$ wherein X_{10} is t-butoxycarbonyl, and R_7 is $R_{7a}C(O)O-$ wherein R_{7a} is acyloxymethyl, preferably acetoxymethyl, and X_3 is heterocyclo.

- 20 In one preferred embodiment, the taxanes of the present invention correspond to structure (2):



(2)

wherein

- 25 R_7 is heterosubstituted acetate;
 R_{10} is hydroxy;
 X_3 is substituted or unsubstituted alkyl, alkenyl, alkynyl, or heterocyclo;
 X_5 is $-COX_{10}$, $-COOX_{10}$, or $-CONHX_{10}$; and
 X_{10} is hydrocarbyl, substituted hydrocarbyl, or heterocyclo.

For example, in this preferred embodiment in which the taxane corresponds to structure (2), R_7 may be $R_{7a}COO-$ wherein R_{7a} is heterosubstituted methyl, more preferably heterosubstituted methyl wherein the heterosubstituents are selected from the group consisting of nitrogen, oxygen, silicon, phosphorous, boron, sulfur, or halogen atoms, still more preferably heterosubstituted methyl wherein the heterosubstituent is alkoxy or acyloxy. While R_{7a} is selected from among these, in one embodiment X_3 is selected from substituted or unsubstituted alkyl, alkenyl, phenyl or heterocyclo, more preferably substituted or unsubstituted alkenyl, phenyl or heterocyclo, still more preferably substituted or unsubstituted phenyl or heterocyclo, and still more preferably heterocyclo such as furyl, thienyl or pyridyl. While R_{7a} and X_3 are selected from among these, in one embodiment X_5 is selected from $-COX_{10}$ wherein X_{10} is phenyl, alkyl or heterocyclo, more preferably phenyl. Alternatively, while R_{7a} and X_3 are selected from among these, in one embodiment X_5 is selected from $-COX_{10}$ wherein X_{10} is phenyl, alkyl or heterocyclo, more preferably phenyl, or X_5 is $-COOX_{10}$ wherein X_{10} is alkyl, preferably t-butyl. Among the more preferred embodiments, therefore, are taxanes corresponding to structure (2) in which (i) X_5 is $-COOX_{10}$ wherein X_{10} is tert-butyl or X_5 is $-COX_{10}$ wherein X_{10} is phenyl, (ii) X_3 is substituted or unsubstituted cycloalkyl, alkenyl, phenyl or heterocyclo, more preferably substituted or unsubstituted isobutenyl, phenyl, furyl, thienyl, or pyridyl, still more preferably unsubstituted isobutenyl, furyl, thienyl or pyridyl, and (iii) R_7 is alkoxyacetyl or acyloxyacetyl.

Taxanes having the general formula 1 may be obtained by treatment of a β -lactam with an alkoxide having the taxane tetracyclic nucleus and a C-13 metallic oxide substituent to form compounds having a β -amido ester substituent at C(13), as described more fully in Holton U.S. Patent 5,466,834, followed by removal of the hydroxy protecting groups.

Taxanes having C(10) carbonates may be prepared from 10-deacetylbaccatin III by selective formation of a carbonate of the C-10 hydroxyl group and then protection of the C-7 hydroxyl group (as described more fully in Holton et al., PCT Patent Application WO 99/09021, followed by treatment with a metallic amide. Acylating agents which may be used for the selective acylation of the C(10) hydroxyl group of a taxane include dimethyldicarbonate, diethyldicarbonate, di-t-butyldicarbonate, dibenzoyldicarbonate and the like. While the acylation of the C(10) hydroxy group of the taxane will proceed at an adequate rate for many acylating agents, it has been discovered that the reaction

rate may be increased by including a Lewis acid in the reaction mixture.

Preferred Lewis acids include zinc chloride, stannic chloride, cerium trichloride, cuprous chloride, lanthanum trichloride, dysprosium trichloride, and ytterbium trichloride. Zinc chloride or cerium trichloride is particularly preferred when the
5 acylating agent is a dicarbonate.

Taxanes having C(10) esters may be prepared from 10-deacetylbaccatin III (or a derivative thereof) by selective protection of the C(7) hydroxyl group and then esterification of the C(10) hydroxyl group followed by treatment with a metallic amide. The C(7) hydroxyl group of 10-deacetylbaccatin III, for example,
10 may be selectively protected with a silyl group as described, for example, by Denis, et. al. (*J. Am. Chem. Soc.*, **1988**, 110, 5917). In general, the silylating agents may be used either alone or in combination with a catalytic amount of a base such as an alkali metal base.

Taxanes having C(10) carbamates may be prepared from 10-
15 deacetylbaccatin III by protecting the C-7 and C-10 hydroxyl groups of a taxane (as described more fully in Holton et al., PCT Patent Application WO 99/09021), coupling the protected alkoxide with the β -lactam, selectively removing the C(7) and C(10) hydroxy protecting groups, and treating this product with an isocyanate in the presence of a Lewis acid.

Taxanes having C(7) carbonates may be prepared from 10-
20 deacetylbaccatin III (or a derivative thereof) by selective protection of the C-10 hydroxyl group and then acylation of the C-7 hydroxyl group followed by treatment with a metallic amide. The C(10) hydroxyl group of 10-deacetylbaccatin III is then selectively protected with a silyl group using, for example, a silylamide
25 or bissilylamide as a silylating agent. Selective acylation of the C(7) hydroxyl group of a C(10) protected taxane to form a C(7) carbonate can be achieved using any of a variety of common acylating agents such as a haloformates.

Taxanes having C(7) carbamates may be obtained by treatment of a β -lactam with an alkoxide having the taxane tetracyclic nucleus and a C-13 metallic
30 oxide substituent to form compounds having a β -amido ester substituent at C(13), as described more fully in Holton U.S. Patent 5,466,834, followed by reaction with an isocyanate or a carbamoyl chloride, and removal of the hydroxy protecting groups.

Taxanes having C(7) esters may be prepared from 10-deacetylbaccatin III
35 (or a derivative thereof) by selective protection of the C-10 hydroxyl group and then esterification of the C-7 hydroxyl group followed by treatment with a metallic

amide. The C(10) hydroxyl group of 10-deacetylbaaccatin III may be selectively protected with a silyl group using, for example, a silylamide or bissilylamide as a silylating agent. Selective esterification of the C(7) hydroxyl group of a C(10) protected taxane can be achieved using any of a variety of common acylating
5 agents including, but not limited to, substituted and unsubstituted carboxylic acid derivatives, e.g., carboxylic acid halides, anhydrides, dicarbonates, isocyanates and haloformates.

Derivatives of 10-deacetylbaaccatin III having alternative substituents at C(2), C(9) and C(14) and processes for their preparation are known in the art.
10 Taxane derivatives having acyloxy substituents other than benzoyloxy at C(2) may be prepared, for example, as described in Holton et al., U.S. Patent No. 5,728,725 or Kingston et al., U.S. Patent No. 6,002,023. Taxanes having acyloxy or hydroxy substituents at C(9) in place of keto may be prepared, for example as described in Holton et al., U.S. Patent No. 6,011,056 or Gunawardana et al., U.S.
15 Patent No. 5,352,806. Taxanes having a beta hydroxy substituent at C(14) may be prepared from naturally occurring 14-hydroxy-10-deacetylbaaccatin III.

Processes for the preparation and resolution of the β -lactam starting material are generally well known. For example, the β -lactam may be prepared as described in Holton, U.S. Patent No. 5,430,160 and the resulting enatiomeric
20 mixtures of β -lactams may be resolved by a stereoselective hydrolysis using a lipase or enzyme as described, for example, in Patel, U.S. Patent No. 5,879,929 Patel U.S. Patent No. 5,567,614 or a liver homogenate as described, for example, in PCT Patent Application No. 00/41204.

Compounds of formula 1 of the instant invention are useful for inhibiting
25 tumor growth in mammals including humans and are preferably administered in the form of a pharmaceutical composition comprising an effective antitumor amount of a compound of the instant invention in combination with at least one pharmaceutically or pharmacologically acceptable carrier. The carrier, also known in the art as an excipient, vehicle, auxiliary, adjuvant, or diluent, is any
30 substance which is pharmaceutically inert, confers a suitable consistency or form to the composition, and does not diminish the therapeutic efficacy of the antitumor compounds. The carrier is "pharmaceutically or pharmacologically acceptable" if it does not produce an adverse, allergic or other untoward reaction when administered to a mammal or human, as appropriate.

35 The pharmaceutical compositions containing the antitumor compounds of the present invention may be formulated in any conventional manner. Proper

formulation is dependent upon the route of administration chosen. The compositions of the invention can be formulated for any route of administration so long as the target tissue is available via that route. Suitable routes of administration include, but are not limited to, oral, parenteral (e.g., intravenous, 5 intraarterial, subcutaneous, rectal, subcutaneous, intramuscular, intraorbital, intracapsular, intraspinal, intraperitoneal, or intrasternal), topical (nasal, transdermal, intraocular), intravesical, intrathecal, enteral, pulmonary, intralymphatic, intracavitary, vaginal, transurethral, intradermal, aural, intramammary, buccal, orthotopic, intratracheal, intralesional, percutaneous, 10 endoscopic, transmucosal, sublingual and intestinal administration.

Pharmaceutically acceptable carriers for use in the compositions of the present invention are well known to those of ordinary skill in the art and are selected based upon a number of factors: the particular antitumor compound used, and its concentration, stability and intended bioavailability; the disease, 15 disorder or condition being treated with the composition; the subject, its age, size and general condition; and the route of administration. Suitable carriers are readily determined by one of ordinary skill in the art (see, for example, J. G. Nairn, in: Remington's Pharmaceutical Science (A. Gennaro, ed.), Mack Publishing Co., Easton, Pa., (1985), pp. 1492-1517, the contents of which are incorporated herein 20 by reference).

The compositions are preferably formulated as tablets, dispersible powders, pills, capsules, gelcaps, caplets, gels, liposomes, granules, solutions, suspensions, emulsions, syrups, elixirs, troches, dragees, lozenges, or any other dosage form which can be administered orally. Techniques and compositions for 25 making oral dosage forms useful in the present invention are described in the following references: 7 Modern Pharmaceutics, Chapters 9 and 10 (Banker & Rhodes, Editors, 1979); Lieberman et al., Pharmaceutical Dosage Forms: Tablets (1981); and Ansel, Introduction to Pharmaceutical Dosage Forms 2nd Edition (1976).

30 The compositions of the invention for oral administration comprise an effective antitumor amount of a compound of the invention in a pharmaceutically acceptable carrier. Suitable carriers for solid dosage forms include sugars, starches, and other conventional substances including lactose, talc, sucrose, gelatin, carboxymethylcellulose, agar, mannitol, sorbitol, calcium phosphate, 35 calcium carbonate, sodium carbonate, kaolin, alginic acid, acacia, corn starch, potato starch, sodium saccharin, magnesium carbonate, tragacanth,

microcrystalline cellulose, colloidal silicon dioxide, croscarmellose sodium, talc, magnesium stearate, and stearic acid. Further, such solid dosage forms may be uncoated or may be coated by known techniques; e.g., to delay disintegration and absorption.

5 The antitumor compounds of the present invention are also preferably formulated for parenteral administration, e.g., formulated for injection via intravenous, intraarterial, subcutaneous, rectal, subcutaneous, intramuscular, intraorbital, intracapsular, intraspinal, intraperitoneal, or intrasternal routes. The compositions of the invention for parenteral administration comprise an effective
10 antitumor amount of the antitumor compound in a pharmaceutically acceptable carrier. Dosage forms suitable for parenteral administration include solutions, suspensions, dispersions, emulsions or any other dosage form which can be administered parenterally. Techniques and compositions for making parenteral dosage forms are known in the art.

15 Suitable carriers used in formulating liquid dosage forms for oral or parenteral administration include nonaqueous, pharmaceutically-acceptable polar solvents such as oils, alcohols, amides, esters, ethers, ketones, hydrocarbons and mixtures thereof, as well as water, saline solutions, dextrose solutions (e.g., DW5), electrolyte solutions, or any other aqueous, pharmaceutically acceptable
20 liquid.

 Suitable nonaqueous, pharmaceutically-acceptable polar solvents include, but are not limited to, alcohols (e.g., α -glycerol formal, β -glycerol formal, 1, 3-butylene glycol, aliphatic or aromatic alcohols having 2-30 carbon atoms such as methanol, ethanol, propanol, isopropanol, butanol, t-butanol, hexanol, octanol,
25 amylene hydrate, benzyl alcohol, glycerin (glycerol), glycol, hexylene glycol, tetrahydrofurfuryl alcohol, lauryl alcohol, cetyl alcohol, or stearyl alcohol, fatty acid esters of fatty alcohols such as polyalkylene glycols (e.g., polypropylene glycol, polyethylene glycol), sorbitan, sucrose and cholesterol); amides (e.g., dimethylacetamide (DMA), benzyl benzoate DMA, dimethylformamide, N-(β -
30 hydroxyethyl)-lactamide, N, N-dimethylacetamide, amides, 2-pyrrolidinone, 1-methyl-2-pyrrolidinone, or polyvinylpyrrolidone); esters (e.g., 1-methyl-2-pyrrolidinone, 2-pyrrolidinone, acetate esters such as monoacetin, diacetin, and triacetin, aliphatic or aromatic esters such as ethyl caprylate or octanoate, alkyl oleate, benzyl benzoate, benzyl acetate, dimethylsulfoxide (DMSO), esters of
35 glycerin such as mono, di, or tri-glycerol citrates or tartrates, ethyl benzoate, ethyl acetate, ethyl carbonate, ethyl lactate, ethyl oleate, fatty acid esters of sorbitan,

fatty acid derived PEG esters, glyceryl monostearate, glyceride esters such as mono, di, or tri-glycerides, fatty acid esters such as isopropyl myristate, fatty acid derived PEG esters such as PEG-hydroxyoleate and PEG-hydroxystearate, N-methyl pyrrolidinone, pluronic 60, polyoxyethylene sorbitol oleic polyesters such as poly(ethoxylated)₃₀₋₆₀ sorbitol poly(oleate)₂₋₄, poly(oxyethylene)₁₅₋₂₀ monooleate, poly(oxyethylene)₁₅₋₂₀ mono 12-hydroxystearate, and poly(oxyethylene)₁₅₋₂₀ mono ricinoleate, polyoxyethylene sorbitan esters such as polyoxyethylene-sorbitan monooleate, polyoxyethylene-sorbitan monopalmitate, polyoxyethylene-sorbitan monolaurate, polyoxyethylene-sorbitan monostearate, and Polysorbate® 20, 40, 60 or 80 from ICI Americas, Wilmington, DE, polyvinylpyrrolidone, alkyleneoxy modified fatty acid esters such as polyoxyl 40 hydrogenated castor oil and polyoxyethylated castor oils (e.g., Cremophor® EL solution or Cremophor® RH 40 solution), saccharide fatty acid esters (i.e., the condensation product of a monosaccharide (e.g., pentoses such as ribose, ribulose, arabinose, xylose, lyxose and xylulose, hexoses such as glucose, fructose, galactose, mannose and sorbose, trioses, tetroses, heptoses, and octoses), disaccharide (e.g., sucrose, maltose, lactose and trehalose) or oligosaccharide or mixture thereof with a C₄-C₂₂ fatty acid(s) (e.g., saturated fatty acids such as caprylic acid, capric acid, lauric acid, myristic acid, palmitic acid and stearic acid, and unsaturated fatty acids such as palmitoleic acid, oleic acid, elaidic acid, erucic acid and linoleic acid)), or steroidal esters); alkyl, aryl, or cyclic ethers having 2-30 carbon atoms (e.g., diethyl ether, tetrahydrofuran, dimethyl isosorbide, diethylene glycol monoethyl ether); glycofurol (tetrahydrofurfuryl alcohol polyethylene glycol ether); ketones having 3-30 carbon atoms (e.g., acetone, methyl ethyl ketone, methyl isobutyl ketone); aliphatic, cycloaliphatic or aromatic hydrocarbons having 4-30 carbon atoms (e.g., benzene, cyclohexane, dichloromethane, dioxolanes, hexane, n-decane, n-dodecane, n-hexane, sulfolane, tetramethylenesulfon, tetramethylenesulfoxide, toluene, dimethylsulfoxide (DMSO), or tetramethylenesulfoxide); oils of mineral, vegetable, animal, essential or synthetic origin (e.g., mineral oils such as aliphatic or wax-based hydrocarbons, aromatic hydrocarbons, mixed aliphatic and aromatic based hydrocarbons, and refined paraffin oil; vegetable oils such as linseed, tung, safflower, soybean, castor, cottonseed, groundnut, rapeseed, coconut, palm, olive, corn, corn germ, sesame, persic and peanut oil and glycerides such as mono-, di- or triglycerides, animal oils such as fish, marine, sperm, cod-liver, haliver, squalene, squalane, and shark liver oil, oleic oils, and polyoxyethylated castor oil); alkyl or aryl halides having 1-

30 carbon atoms and optionally more than one halogen substituent; methylene chloride; monoethanolamine; petroleum benzin; trolamine; omega-3 polyunsaturated fatty acids (e.g., alpha-linolenic acid, eicosapentaenoic acid, docosapentaenoic acid, or docosahexaenoic acid); polyglycol ester of
5 12-hydroxystearic acid and polyethylene glycol (Solutol® HS-15, from BASF, Ludwigshafen, Germany); polyoxyethylene glycerol; sodium laurate; sodium oleate; or sorbitan monooleate.

Other pharmaceutically acceptable solvents for use in the invention are well known to those of ordinary skill in the art, and are identified in The
10 Chemotherapy Source Book (Williams & Wilkens Publishing), The Handbook of Pharmaceutical Excipients, (American Pharmaceutical Association, Washington, D.C., and The Pharmaceutical Society of Great Britain, London, England, 1968), Modern Pharmaceutics, (G. Banker et al., eds., 3d ed.)(Marcel Dekker, Inc., New York, New York, 1995), The Pharmacological Basis of Therapeutics, (Goodman &
15 Gilman, McGraw Hill Publishing), Pharmaceutical Dosage Forms, (H. Lieberman et al., eds.,)(Marcel Dekker, Inc., New York, New York, 1980), Remington's Pharmaceutical Sciences (A. Gennaro, ed., 19th ed.)(Mack Publishing, Easton, PA, 1995), The United States Pharmacopeia 24, The National Formulary 19, (National Publishing, Philadelphia, PA, 2000), A.J. Spiegel et al., and Use of
20 Nonaqueous Solvents in Parenteral Products, JOURNAL OF PHARMACEUTICAL SCIENCES, Vol. 52, No. 10, pp. 917-927 (1963).

Preferred solvents include those known to stabilize the antitumor compounds, such as oils rich in triglycerides, for example, safflower oil, soybean oil or mixtures thereof, and alkyleneoxy modified fatty acid esters such as
25 polyoxyl 40 hydrogenated castor oil and polyoxyethylated castor oils (e.g., Cremophor® EL solution or Cremophor® RH 40 solution). Commercially available triglycerides include Intralipid® emulsified soybean oil (Kabi-Pharmacia Inc., Stockholm, Sweden), Nutralipid ® emulsion (McGaw, Irvine, California), Liposyn® II 20% emulsion (a 20% fat emulsion solution containing 100 mg
30 safflower oil, 100 mg soybean oil, 12 mg egg phosphatides, and 25 mg glycerin per ml of solution; Abbott Laboratories, Chicago, Illinois), Liposyn® III 2% emulsion (a 2% fat emulsion solution containing 100 mg safflower oil, 100 mg soybean oil, 12 mg egg phosphatides, and 25 mg glycerin per ml of solution; Abbott Laboratories, Chicago, Illinois), natural or synthetic glycerol derivatives
35 containing the docosahexaenoyl group at levels between 25% and 100% by weight based on the total fatty acid content (Dhasco® (from Martek Biosciences

Corp., Columbia, MD), DHA Maguro® (from Daito Enterprises, Los Angeles, CA), Soyacal®, and Travemulsion®. Ethanol is a preferred solvent for use in dissolving the antitumor compound to form solutions, emulsions, and the like.

Additional minor components can be included in the compositions of the invention for a variety of purposes well known in the pharmaceutical industry. These components will for the most part impart properties which enhance retention of the antitumor compound at the site of administration, protect the stability of the composition, control the pH, facilitate processing of the antitumor compound into pharmaceutical formulations, and the like. Preferably, each of these components is individually present in less than about 15 weight % of the total composition, more preferably less than about 5 weight %, and most preferably less than about 0.5 weight % of the total composition. Some components, such as fillers or diluents, can constitute up to 90 wt.% of the total composition, as is well known in the formulation art. Such additives include cryoprotective agents for preventing reprecipitation of the taxane, surface active, wetting or emulsifying agents (e.g., lecithin, polysorbate-80, Tween® 80, pluronic 60, polyoxyethylene stearate), preservatives (e.g., ethyl-p-hydroxybenzoate), microbial preservatives (e.g., benzyl alcohol, phenol, m-cresol, chlorobutanol, sorbic acid, thimerosal and paraben), agents for adjusting pH or buffering agents (e.g., acids, bases, sodium acetate, sorbitan monolaurate), agents for adjusting osmolarity (e.g., glycerin), thickeners (e.g., aluminum monostearate, stearic acid, cetyl alcohol, stearyl alcohol, guar gum, methyl cellulose, hydroxypropylcellulose, tristearin, cetyl wax esters, polyethylene glycol), colorants, dyes, flow aids, non-volatile silicones (e.g., cyclomethicone), clays (e.g., bentonites), adhesives, bulking agents, flavorings, sweeteners, adsorbents, fillers (e.g., sugars such as lactose, sucrose, mannitol, or sorbitol, cellulose, or calcium phosphate), diluents (e.g., water, saline, electrolyte solutions), binders (e.g., starches such as maize starch, wheat starch, rice starch, or potato starch, gelatin, gum tragacanth, methyl cellulose, hydroxypropyl methylcellulose, sodium carboxymethyl cellulose, polyvinylpyrrolidone, sugars, polymers, acacia), disintegrating agents (e.g., starches such as maize starch, wheat starch, rice starch, potato starch, or carboxymethyl starch, cross-linked polyvinyl pyrrolidone, agar, alginic acid or a salt thereof such as sodium alginate, croscarmellose sodium or crospovidone), lubricants (e.g., silica, talc, stearic acid or salts thereof such as magnesium stearate, or polyethylene glycol), coating agents (e.g., concentrated sugar solutions including gum arabic, talc, polyvinyl pyrrolidone, carbopol gel,

polyethylene glycol, or titanium dioxide), and antioxidants (e.g., sodium metabisulfite, sodium bisulfite, sodium sulfite, dextrose, phenols, and thiophenols).

In a preferred embodiment, a pharmaceutical composition of the invention
5 comprises at least one nonaqueous, pharmaceutically acceptable solvent and an
antitumor compound having a solubility in ethanol of at least about 100, 200, 300,
400, 500, 600, 700 or 800 mg/ml. While not being bound to a particular theory, it
is believed that the ethanol solubility of the antitumor compound may be directly
related to its efficacy. The antitumor compound can also be capable of being
10 crystallized from a solution. In other words, a crystalline antitumor compound,
such as compound 1393, can be dissolved in a solvent to form a solution and
then recrystallized upon evaporation of the solvent without the formation of any
amorphous antitumor compound. It is also preferred that the antitumor
compound have an ID50 value (i.e, the drug concentration producing 50%
15 inhibition of colony formation) of at least 4, 5, 6, 7, 8, 9, or 10 times less that of
paclitaxel when measured according to the protocol set forth in the working
examples.

Dosage form administration by these routes may be continuous or
intermittent, depending, for example, upon the patient's physiological condition,
20 whether the purpose of the administration is therapeutic or prophylactic, and other
factors known to and assessable by a skilled practitioner.

Dosage and regimens for the administration of the pharmaceutical
compositions of the invention can be readily determined by those with ordinary
skill in treating cancer. It is understood that the dosage of the antitumor
25 compounds will be dependent upon the age, sex, health, and weight of the
recipient, kind of concurrent treatment, if any, frequency of treatment, and the
nature of the effect desired. For any mode of administration, the actual amount of
antitumor compound delivered, as well as the dosing schedule necessary to
achieve the advantageous effects described herein, will also depend, in part, on
30 such factors as the bioavailability of the antitumor compound, the disorder being
treated, the desired therapeutic dose, and other factors that will be apparent to
those of skill in the art. The dose administered to an animal, particularly a
human, in the context of the present invention should be sufficient to effect the
desired therapeutic response in the animal over a reasonable period of time.
35 Preferably, an effective amount of the antitumor compound, whether administered
orally or by another route, is any amount which would result in a desired

therapeutic response when administered by that route. Preferably, the compositions for oral administration are prepared in such a way that a single dose in one or more oral preparations contains at least 20 mg of the antitumor compound per m^2 of patient body surface area, or at least 50, 100, 150, 200, 300, 400, or 500 mg of the antitumor compound per m^2 of patient body surface area, wherein the average body surface area for a human is 1.8 m^2 . Preferably, a single dose of a composition for oral administration contains from about 20 to about 600 mg of the antitumor compound per m^2 of patient body surface area, more preferably from about 25 to about 400 mg/m^2 , even more preferably, from about 40 to about 300 mg/m^2 , and even more preferably from about 50 to about 200 mg/m^2 . Preferably, the compositions for parenteral administration are prepared in such a way that a single dose contains at least 20 mg of the antitumor compound per m^2 of patient body surface area, or at least 40, 50, 100, 150, 200, 300, 400, or 500 mg of the antitumor compound per m^2 of patient body surface area. Preferably, a single dose in one or more parenteral preparations contains from about 20 to about 500 mg of the antitumor compound per m^2 of patient body surface area, more preferably from about 40 to about 400 mg/m^2 and even more preferably, from about 60 to about 350 mg/m^2 . However, the dosage may vary depending on the dosing schedule which can be adjusted as necessary to achieve the desired therapeutic effect. It should be noted that the ranges of effective doses provided herein are not intended to limit the invention and represent preferred dose ranges. The most preferred dosage will be tailored to the individual subject, as is understood and determinable by one of ordinary skill in the art without undue experimentation.

The concentration of the antitumor compound in a liquid pharmaceutical composition is preferably between about 0.01 mg and about 10 mg per ml of the composition, more preferably between about 0.1 mg and about 7 mg per ml, even more preferably between about 0.5 mg and about 5 mg per ml, and most preferably between about 1.5 mg and about 4 mg per ml. Relatively low concentrations are generally preferred because the antitumor compound is most soluble in the solution at low concentrations. The concentration of the antitumor compound in a solid pharmaceutical composition for oral administration is preferably between about 5 weight % and about 50 weight %, based on the total weight of the composition, more preferably between about 8 weight % and about 40 weight %, and most preferably between about 10 weight % and about 30 weight %.

In one embodiment, solutions for oral administration are prepared by dissolving an antitumor compound in any pharmaceutically acceptable solvent capable of dissolving the compound (e.g., ethanol or methylene chloride) to form a solution. An appropriate volume of a carrier which is a solution, such as
5 Cremophor® EL solution, is added to the solution while stirring to form a pharmaceutically acceptable solution for oral administration to a patient. If desired, such solutions can be formulated to contain a minimal amount of, or to be free of, ethanol, which is known in the art to cause adverse physiological effects when administered at certain concentrations in oral formulations.

10

In another embodiment, powders or tablets for oral administration are prepared by dissolving an antitumor compound in any pharmaceutically acceptable solvent capable of dissolving the compound (e.g., ethanol or methylene chloride) to form a solution. The solvent can optionally be capable of
15 evaporating when the solution is dried under vacuum. An additional carrier can be added to the solution prior to drying, such as Cremophor® EL solution. The resulting solution is dried under vacuum to form a glass. The glass is then mixed with a binder to form a powder. The powder can be mixed with fillers or other conventional tableting agents and processed to form a tablet for oral
20 administration to a patient. The powder can also be added to any liquid carrier as described above to form a solution, emulsion, suspension or the like for oral administration.

Emulsions for parenteral administration can be prepared by dissolving an antitumor compound in any pharmaceutically acceptable solvent capable of
25 dissolving the compound (e.g., ethanol or methylene chloride) to form a solution. An appropriate volume of a carrier which is an emulsion, such as Liposyn® II or Liposyn® III emulsion, is added to the solution while stirring to form a pharmaceutically acceptable emulsion for parenteral administration to a patient. If desired, such emulsions can be formulated to contain a minimal amount of, or
30 to be free of, ethanol or Cremophor® solution, which are known in the art to cause adverse physiological effects when administered at certain concentrations in parenteral formulations.

Solutions for parenteral administration can be prepared by dissolving an antitumor compound in any pharmaceutically acceptable solvent capable of
35 dissolving the compound (e.g., ethanol or methylene chloride) to form a solution. An appropriate volume of a carrier which is a solution, such as Cremophor®

solution, is added to the solution while stirring to form a pharmaceutically acceptable solution for parenteral administration to a patient. If desired, such solutions can be formulated to contain a minimal amount of, or to be free of, ethanol or Cremophor® solution, which are known in the art to cause adverse physiological effects when administered at certain concentrations in parenteral formulations.

If desired, the emulsions or solutions described above for oral or parenteral administration can be packaged in IV bags, vials or other conventional containers in concentrated form and diluted with any pharmaceutically acceptable liquid, such as saline, to form an acceptable taxane concentration prior to use as is known in the art.

Definitions

The terms "hydrocarbon" and "hydrocarbyl" as used herein describe organic compounds or radicals consisting exclusively of the elements carbon and hydrogen. These moieties include alkyl, alkenyl, alkynyl, and aryl moieties. These moieties also include alkyl, alkenyl, alkynyl, and aryl moieties substituted with other aliphatic or cyclic hydrocarbon groups, such as alkaryl, alkenaryl and alkynaryl. Unless otherwise indicated, these moieties preferably comprise 1 to 20 carbon atoms.

The "substituted hydrocarbyl" moieties described herein are hydrocarbyl moieties which are substituted with at least one atom other than carbon, including moieties in which a carbon chain atom is substituted with a hetero atom such as nitrogen, oxygen, silicon, phosphorous, boron, sulfur, or a halogen atom. These substituents include halogen, heterocyclo, alkoxy, alkenoxy, alkynoxy, aryloxy, hydroxy, protected hydroxy, keto, acyl, acyloxy, nitro, amino, amido, nitro, cyano, thiol, ketals, acetals, esters and ethers.

The term "heteroatom" shall mean atoms other than carbon and hydrogen.

The "heterosubstituted methyl" moieties described herein are methyl groups in which the carbon atom is covalently bonded to at least one heteroatom and optionally with hydrogen, the heteroatom being, for example, a nitrogen, oxygen, silicon, phosphorous, boron, sulfur, or halogen atom. The heteroatom may, in turn, be substituted with other atoms to form a heterocyclo, alkoxy, alkenoxy, alkynoxy, aryloxy, hydroxy, protected hydroxy, oxy, acyloxy, nitro, amino, amido, thiol, ketals, acetals, esters or ether moiety.

The "heterosubstituted acetate" moieties described herein are acetate groups in which the carbon of the methyl group is covalently bonded to at least one heteroatom and optionally with hydrogen, the heteroatom being, for example, a nitrogen, oxygen, silicon, phosphorous, boron, sulfur, or halogen atom. The
5 heteroatom may, in turn, be substituted with other atoms to form a heterocyclo, alkoxy, alkenoxy, alkynoxy, aryloxy, hydroxy, protected hydroxy, oxy, acyloxy, nitro, amino, amido, thiol, ketals, acetals, esters or ether moiety.

Unless otherwise indicated, the alkyl groups described herein are preferably lower alkyl containing from one to eight carbon atoms in the principal
10 chain and up to 20 carbon atoms. They may be straight or branched chain or cyclic and include methyl, ethyl, propyl, isopropyl, butyl, hexyl and the like.

Unless otherwise indicated, the alkenyl groups described herein are preferably lower alkenyl containing from two to eight carbon atoms in the principal chain and up to 20 carbon atoms. They may be straight or branched chain or
15 cyclic and include ethenyl, propenyl, isopropenyl, butenyl, isobutenyl, hexenyl, and the like.

Unless otherwise indicated, the alkynyl groups described herein are preferably lower alkynyl containing from two to eight carbon atoms in the principal chain and up to 20 carbon atoms. They may be straight or branched chain and
20 include ethynyl, propynyl, butynyl, isobutynyl, hexynyl, and the like.

The terms "aryl" or "ar" as used herein alone or as part of another group denote optionally substituted homocyclic aromatic groups, preferably monocyclic or bicyclic groups containing from 6 to 12 carbons in the ring portion, such as phenyl, biphenyl, naphthyl, substituted phenyl, substituted biphenyl or substituted
25 naphthyl. Phenyl and substituted phenyl are the more preferred aryl.

The terms "halogen" or "halo" as used herein alone or as part of another group refer to chlorine, bromine, fluorine, and iodine.

The terms "heterocyclo" or "heterocyclic" as used herein alone or as part of another group denote optionally substituted, fully saturated or unsaturated,
30 monocyclic or bicyclic, aromatic or nonaromatic groups having at least one heteroatom in at least one ring, and preferably 5 or 6 atoms in each ring. The heterocyclo group preferably has 1 or 2 oxygen atoms, 1 or 2 sulfur atoms, and/or 1 to 4 nitrogen atoms in the ring, and may be bonded to the remainder of the molecule through a carbon or heteroatom. Exemplary heterocyclo include
35 heteroaromatics such as furyl, thienyl, pyridyl, oxazolyl, pyrrolyl, indolyl, quinoliny, or isoquinoliny and the like. Exemplary substituents include one or

more of the following groups: hydrocarbyl, substituted hydrocarbyl, keto, hydroxy, protected hydroxy, acyl, acyloxy, alkoxy, alkenoxy, alkynoxy, aryloxy, halogen, amido, amino, nitro, cyano, thiol, ketals, acetals, esters and ethers.

The term "heteroaromatic" as used herein alone or as part of another group denote optionally substituted aromatic groups having at least one heteroatom in at least one ring, and preferably 5 or 6 atoms in each ring. The heteroaromatic group preferably has 1 or 2 oxygen atoms, 1 or 2 sulfur atoms, and/or 1 to 4 nitrogen atoms in the ring, and may be bonded to the remainder of the molecule through a carbon or heteroatom. Exemplary heteroaromatics include furyl, thienyl, pyridyl, oxazolyl, pyrrolyl, indolyl, quinoliny, or isoquinoliny and the like. Exemplary substituents include one or more of the following groups: hydrocarbyl, substituted hydrocarbyl, keto, hydroxy, protected hydroxy, acyl, acyloxy, alkoxy, alkenoxy, alkynoxy, aryloxy, halogen, amido, amino, nitro, cyano, thiol, ketals, acetals, esters and ethers.

The term "acyl," as used herein alone or as part of another group, denotes the moiety formed by removal of the hydroxyl group from the group --COOH of an organic carboxylic acid, e.g., $RC(O)-$, wherein R is R^1 , R^1O- , R^1R^2N- , or R^1S- , R^1 is hydrocarbyl, heterosubstituted hydrocarbyl, or heterocyclo and R^2 is hydrogen, hydrocarbyl or substituted hydrocarbyl.

The term "acyloxy," as used herein alone or as part of another group, denotes an acyl group as described above bonded through an oxygen linkage (--O--), e.g., $RC(O)O-$ wherein R is as defined in connection with the term "acyl."

Unless otherwise indicated, the alkoxycarbonyloxy moieties described herein comprise lower hydrocarbon or substituted hydrocarbon or substituted hydrocarbon moieties.

Unless otherwise indicated, the carbamoyloxy moieties described herein are derivatives of carbamic acid in which one or both of the amine hydrogens is optionally replaced by a hydrocarbyl, substituted hydrocarbyl or heterocyclo moiety.

The terms "hydroxyl protecting group" and "hydroxy protecting group" as used herein denote a group capable of protecting a free hydroxyl group ("protected hydroxyl") which, subsequent to the reaction for which protection is employed, may be removed without disturbing the remainder of the molecule. A variety of protecting groups for the hydroxyl group and the synthesis thereof may be found in "Protective Groups in Organic Synthesis" by T. W. Greene, John Wiley and Sons, 1981, or Fieser & Fieser. Exemplary hydroxyl protecting groups

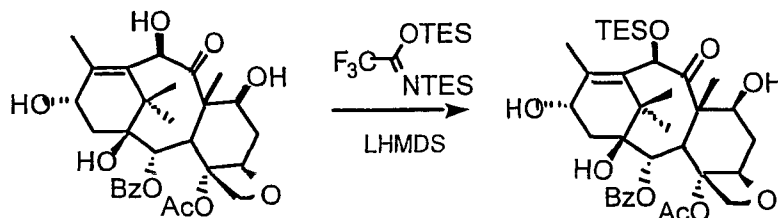
include methoxymethyl, 1-ethoxyethyl, benzyloxymethyl, (.beta.-trimethylsilylethoxy)methyl, tetrahydropyranyl, 2,2,2-trichloroethoxycarbonyl, t-butyl(diphenyl)silyl, trialkylsilyl, trichloromethoxycarbonyl and 2,2,2-trichloroethoxymethyl.

5 As used herein, "Ac" means acetyl; "Bz" means benzoyl; "Et" means ethyl; "Me" means methyl; "Ph" means phenyl; "Pr" means propyl; "iPr" means isopropyl; "Bu" means butyl; "Am" means amyl; "Cpro" means cyclopropyl; "tBu" and "t-Bu" means tert-butyl; "R" means lower alkyl unless otherwise defined; "Py" means pyridine or pyridyl; "TES" means triethylsilyl; "TMS" means trimethylsilyl; "LAH" means lithium aluminum hydride; "10-DAB" means 10-desacetylbaecatin III; 10 "amine protecting group" includes, but is not limited to, carbamates, for example, 2,2,2-trichloroethylcarbamate or tertbutylcarbamate; "protected hydroxy" means -OP wherein P is a hydroxy protecting group; "PhCO" means phenylcarbonyl; "tBuOCO" and "Boc" mean tert-butoxycarbonyl; "tAmOCO" means tert-amyloxycarbonyl; "2-FuCO" means 2-furylcarbonyl; "2-ThCO" means 2-thienylcarbonyl; "2-PyCO" means 2-pyridylcarbonyl; "3-PyCO" means 3-pyridylcarbonyl; "4-PyCO" means 4-pyridylcarbonyl; "C₄H₇CO" means 15 butenylcarbonyl; "tC₃H₅CO" means *trans*-propenylcarbonyl; "EtOCO" means ethoxycarbonyl; "ibueCO" means isobutenylcarbonyl; "iBuCO" means isobutylcarbonyl; "iBuOCO" means isobutoxycarbonyl; "iPrOCO" means isopropoxy- 20 carbonyl; "nPrOCO" means n-propyloxycarbonyl; "nPrCO" means n-propylcarbonyl; "ibue" means isobutenyl; "THF" means tetrahydrofuran; "DMAP" means 4-dimethylamino pyridine; "LHMDS" means Lithium HexamethylDiSilazide.

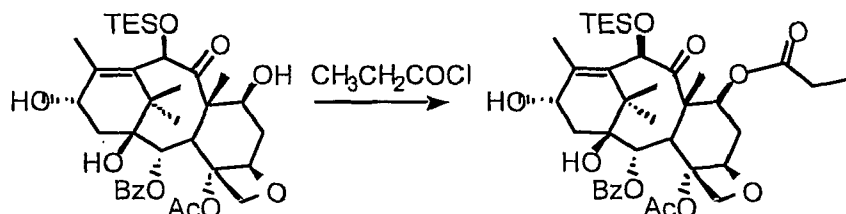
25 The term "storage stable composition" as used herein is a composition which, after storage at room temperature for one year and dilution prior to use, is suitable for administration to a patient and is cytotoxically active.

The following examples illustrate the invention.

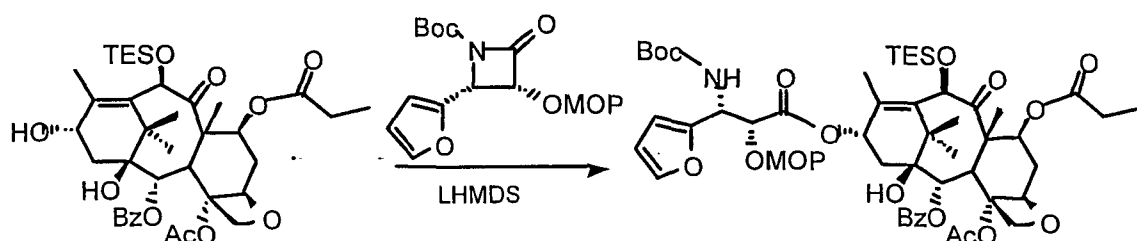
Example 1: Preparation of Taxane having C-7 Ester and C-10 Hydroxy Substituents



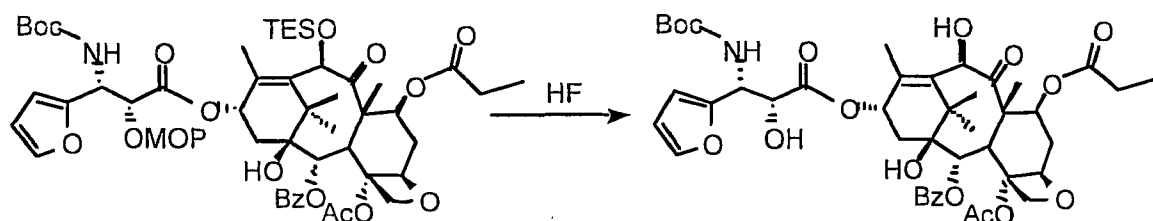
10-Triethylsilyl-10-deacetyl baccatin III. To a solution of 1.0 g (1.84 mmol) of 10-deacetyl baccatin III in 50 mL of THF at -10 °C under a nitrogen atmosphere was added 0.857 mL (2.76 mmol, 1.5 mol equiv) of *N,O*-(bis)-TES-trifluoroacetamide over a period of 3 min. This was followed by the addition of 0.062 mL of a 0.89 M THF solution of lithium bis(trimethylsilyl)amide (0.055 mmol, 0.03 mol equiv). After 10 min 0.038 mL (0.92 mmol, 0.5 mol equiv) of methanol was added, and after an additional 5 min 4 mL (0.055 mmol, 0.03 mol equiv) of acetic acid was added. The solution was diluted with 300 mL of ethyl acetate and washed two times with 100 mL of saturated aqueous sodium bicarbonate solution. The combined aqueous layers were extracted with 100 mL of ethyl acetate and the combined organic layers were washed with brine, dried over sodium sulfate, and concentrated under reduced pressure. To the residue was added 100 mL of hexane and the solid (1.23 g, 101%) was collected by filtration. Recrystallization of the solid by dissolving in boiling ethyl acetate (20 mL, 17 mL/g) and cooling to room temperature gave 1.132 g (94%) of a white solid. m.p. 242 °C; $[\alpha]_D^{25}$ -60.4 (c 0.7, CHCl₃); ¹H NMR (CDCl₃, 400MHz) δ (p.p.m): 8.10 (2H, d, *J*_m = 7.5Hz, Bzo), 7.60 (1H, t, *J*_m = 7.5Hz, Bzp), 7.47 (2H, t, *J*_o = 7.5Hz, Bzm), 5.64 (1H, d, *J*₃ = 6.9Hz, H₂), 5.26 (1H, s, H₁₀), 4.97 (1H, dd, *J*_{6 β} = 2.2Hz, *J*_{6 α} = 9.9Hz, H₅), 4.85 (1H, dd, *J*_{14 α} = 8.9Hz, *J*_{14 β} = 8.9Hz, H₁₃), 4.30 (1H, d, *J*_{20 β} = 8.5Hz, H_{20 α}), 4.23 (1H, ddd, *J*_{7OH} = 4.5Hz, *J*_{6 α} = 6.6Hz, *J*_{6 β} = 11.0Hz, H₇), 4.15 (1H, d, *J*_{20 α} = 8.5Hz, H_{20 β}), 4.00 (1H, d, *J*₂ = 6.9Hz, H₃), 2.58 (1H, ddd, *J*₇ = 6.6Hz, *J*₅ = 9.9Hz, *J*_{6 β} = 14.5Hz, H_{6 α}), 2.28-2.25 (5H, m, 4Ac, H_{14 α} , H_{14 β}), 2.02 (3H, s, 18Me), 1.97 (1H, d, *J*₇ = 4.5Hz, H_{7OH}), 1.78 (1H, ddd, *J*₇ = 11.0Hz, *J*₅ = 2.2Hz, *J*_{6 α} = 14.5Hz, H_{6 β}), 1.68 (3H, s, 19Me), 1.56 (1H, s, OH₁), 1.32 (1H, d, *J*₁₃ = 8.8Hz, OH₁₃), 1.18 (3H, s, 17Me), 1.06 (3H, s, 16Me), 0.98 (9H, t, *J*_{CH₂(TES)} = 7.3Hz, CH₃(TES)), 0.65 (6H, dq, *J*_{CH₃(TES)} = 7.3Hz, CH₂(TES)).



10-Triethylsilyl-10-deacetyl-7-propionyl baccatin III. To a solution of 1.0 g (1.517 mmol) of 10-triethylsilyl-10-deacetyl baccatin III and 37.0 mg (0.303 mmol) of DMAP in 20 mL of dichloromethane at room temperature under a nitrogen atmosphere was added 0.920 mL (11.381 mmol) of pyridine and 0.329 mL (3.794 mmol, 2.5 mol equiv) of propionyl chloride in that order. The mixture was stirred at room temperature for 6 h, diluted with 350 mL of ethyl acetate and extracted with 50 mL of 10% aqueous copper sulfate solution. The organic layer was washed with 50 mL of saturated aqueous sodium bicarbonate solution, 50 mL of brine, dried over sodium sulfate and concentrated under reduced pressure. The crude product was dissolved in 75 mL of ethyl acetate, 100 mg of Norit A was added, the mixture was filtered through celite and concentrated under reduced pressure to give 1.13 g of material. Recrystallization from ethyl acetate/hexanes (dissolved in 6.5 mL of refluxing ethyl acetate, then 24 mL of hexanes added, allowed to cool to room temperature, and left to stand for 17 h) afforded 787 mg (72.5%) of a white crystalline solid. A second recrystallization (ca 340 mg material dissolved in 2 mL of refluxing ethyl acetate, then 10 mL of hexanes added, allowed to cool to room temperature, and allowed to stand for 17 h) afforded 181 mg (16.7 %) of a white crystalline solid. The combined yield after recrystallization was 89.2%. m.p. 129 °C; $[\alpha]_D^{25}$ -47.9 (c 1.0, CHCl₃); NMR ¹H (CDCl₃, 300MHz) δ (ppm): 8.10 (2H, d, J_m = 7.4Hz, Bzo), 7.60 (1H, t, J_m = 7.4Hz, Bzp), 7.48 (2H, dd, J_o = 7.4Hz, J_p = 7.4Hz, Bzm), 5.64 (1H, d, J_3 = 7.4Hz, H2), 5.47 (1H, dd, $J_{6\alpha}$ = 7.4Hz, $J_{6\beta}$ = 10.1Hz, H7), 5.28 (1H, s, H10), 4.94 (1H, d, $J_{6\alpha}$ = 9.4Hz, H5), 4.80 - 4.90 (1H, m, H13), 4.31 (1H, d, $J_{20\beta}$ = 8.1Hz, H20 α), 4.16 (1H, d, $J_{20\alpha}$ = 8.1Hz, H20 β), 4.06 (1H, d, J_2 = 7.4Hz, H3), 2.55 (1H, ddd, J_7 = 7.4Hz, J_5 = 9.4Hz, $J_{6\beta}$ = 14.8Hz, H6 α), 2.28 (3H, s, 4Ac), 2.23 - 2.32 (4H, m, 7CH₂, H14 α , H14 β), 2.07 (3H, s, 18Me), 2.02 (1H, d, J_{13} = 4.7Hz, OH13), 1.76 - 1.87 (4H, m, H6 β , 19Me), 1.60 (1H, s, OH1), 1.17 (3H, s, 17Me), 1.09 (3H, t, J_{7CH_2} = 7.4Hz, 7CH₃), 1.04 (3H, s, 16Me), 0.96 (9H, t, $J_{CH_2(TES)}$ = 8.0Hz, CH₃(TES)), 0.52 - 0.62 (6H, m, CH₂(TES)).



2'-O-MOP-3'-desphenyl-3'-(2-furyl)-10-triethylsilyl-7-propionyl taxotere. To a solution of 493 mg (0.690 mmol) of 10-triethylsilyl-10-deacetyl-7-propionyl baccatin III in 4 mL of anhydrous THF under a nitrogen atmosphere at -45 °C was added 0.72 mL (0.72 mmol) of a 1M solution of LiHMDS in THF. After 0.5 h a solution of 263 mg (0.814 mmol) of the b-Lactam (predried as described above) in 2 mL of anhydrous THF was added. The mixture was warmed to 0 °C, and after 2 h 0.5 mL of saturated aqueous sodium bicarbonate solution was added. The mixture was diluted with 50 mL of ethyl acetate and washed two times with 5 mL of brine. The organic phase was dried over sodium sulfate and concentrated under reduced pressure to give 742 mg (104%) of a slightly yellow solid. The solid was recrystallized by dissolving it in 12 mL of a 1:5 mixture of ethyl acetate and hexane at reflux and then cooling to room temperature to give 627 mg (88%) of a white crystalline solid. Evaporation of the mother liquor gave 96 mg of material which was recrystallized as above from 2 mL of a 1:5 mixture of ethyl acetate and hexane to give an additional 46 mg (6%) of white crystalline solid. The total yield from recrystallization was 94%. Evaporation of the mother liquor gave 46 mg of material which was purified by column chromatography on silica gel to give an additional 20 mg (3%) of product. m.p. 207-209 °C; $[\alpha]_D^{25}$ -30.0 (c 5.0, methanol); ^1H NMR (CDCl_3 , 400MHz) δ (ppm): 8.09-8.11 (m, 2H), 7.58-7.61 (m, 1H), 7.47-7.51 (m, 2H), 7.39 (d, J = 0.8 Hz, 1H), 6.34 (dd, J = 3.2, 1.6 Hz, 1H), 6.26 (d, J = 3.2 Hz, 1H), 6.14 (dd, J = 8.8, 8.8 Hz, 1H), 5.71 (d, J = 6.8 Hz, 1H), 5.47 (dd, J = 10.0, 7.2 Hz, 1H), 5.30-5.36 (m, 2H), 5.28 (s, 1H), 4.95 (d, J = 7.6 Hz, 1H), 4.76 (s, 1H), 4.33 (d, J = 8.0 Hz, 1H), 4.19 (d, J = 8.4 Hz, 1H), 4.03 (d, J = 6.8 Hz, 1H), 2.83 (s, 3H), 2.55 (ddd, J = 17.2, 9.6, 7.6 Hz, 1H), 2.50 (s, 3H), 2.20-2.40 (m, 2H), 2.28 (q, J = 7.6 Hz, 2H), 1.95 (s, 3H), 1.84 (ddd, J = 14.8, 10.8, 2 Hz, 1H), 1.80 (s, 3H), 1.67 (s, 1H), 1.39 (s, 9H), 1.32 (s, 3H), 1.21 (s, 3H), 1.20 (s, 3H), 1.74 (s, 3H), 1.09 (t, J = 7.6 Hz, 3H), 0.93-0.99 (m, 9H), 0.50-0.65 (m, 6H).

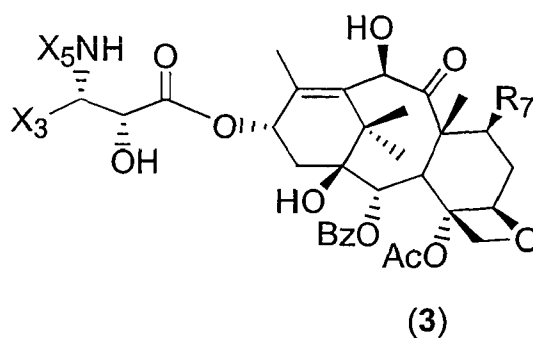


- 3'-Desphenyl-3'-(2-furyl)-7-propionyl taxotere. (1393)** To a solution of 206 mg (0.199 mmol) of 2'-O-MOP-3'-desphenyl-3'-(2-furyl)-10-triethylsilyl-7-propionyl taxotere in 1.7 mL of pyridine and 5.4 mL of acetonitrile at 0 °C was added 0.80 mL (2.0 mmol) of an aqueous solution containing 49% HF. The mixture was
- 5 warmed to room temperature for 14 h and was then diluted with 20 mL of ethyl acetate and washed three times with 2 mL of saturated aqueous sodium bicarbonate and then with 8 mL of brine. The organic phase was dried over sodium sulfate and concentrated under reduced pressure to give 170 mg (100%) of a white solid. The crude product was crystallized with 2 mL of solvent
- 10 (CH₂Cl₂:hexane=1:1.7) to give 155 mg (90.5%) of white crystals. Concentration of the mother liquor under reduced pressure gave 15 mg of material which was recrystallized using 0.2 mL of a 1:1.7 mixture of methylene chloride and hexane to give an additional 11 mg (7.5%) of white crystals. The total yield from recrystallization was 98%. m.p. 150-152 °C; [α]_D²⁵ -27.0 (c 5.0, methanol); Anal.
- 15 Calcd for C₄₄H₅₅NO₁₆•0.5H₂O: C, 61.18; H, 6.48. Found: C, 61.40; H, 6.65. ¹H NMR (CDCl₃, 500 MHz) δ (ppm): 8.11 (d, J = 7.5 Hz, 2H), 7.61 (dd, J = 7.5, 7.5 Hz, 1H), 7.50 (dd, J = 8.0, 7.5 Hz 2H), 7.41 (d, J = 1.0 Hz, 1H), 6.38 (dd, J = 3.0, 2.0 Hz, 1H), 6.33 (d, J = 3.5 Hz), 6.22 (dd, J = 9.5, 9.5 Hz, 1H), 5.69 (d, J = 7.0 Hz, 1H), 5.49 (dd, J = 11.0, 7.5 Hz, 1H), 5.35 (d, J = 9.5 Hz, 1H), 5.33 (d, J = 1.5
- 20 Hz, 1H), 5.25 (d, J = 9.5 Hz, 1H), 4.94 (d, J = 8.5 Hz, 1H), 4.71 (dd, J = 5.5, 2.0 Hz, 1H), 4.33 (d, J = 8.5 Hz, 1H), 4.21 (d, J = 8.5 Hz, 1H), 4.01 (d, J = 6.5 Hz, 1H), 3.97 (d, J = 1.5 Hz, 1H), 3.30 (d, J = 5.5 Hz, 1H), 2.54 (ddd, J = 16.5, 9.5, 7.0, 1H), 2.41 (s, 3H), 2.37 (dd, J = 15.0, 9.0 Hz, 1H), 2.30 (dd, J = 17.5, 9.5 Hz, 1H), 2.25 (q, J = 7.5 Hz, 2H), 1.96 (s, 3H), 1.93 (ddd, J = 14.5, 11.0, 2.5 Hz), 1.85 (s,
- 25 3H), 1.64 (s, 1H), 1.36 (s, 9H), 1.23 (s, 3H), 1.10 (t, J = 7.5 Hz, 3H).

Example 2: Additional Taxanes having C-7 Ester and C-10 Hydroxy Substituents

The procedures described in Example 1 were repeated, but other suitably protected β -lactams were substituted for the β -lactam of Example 1 to prepare the series of compounds having structural formula (3) and the combinations of

5 substituents identified in the following table.



Compound	X ₅	X ₃	R ₇
1351	tBuOCO-	ibue	EtCOO-
1364	tBuOCO-	2-pyridyl	EtCOO-
1372	tBuOCO-	3-pyridyl	EtCOO-
1386	tBuOCO-	4-pyridyl	EtCOO-
1393	tBuOCO-	2-furyl	EtCOO-
1401	tBuOCO-	3-furyl	EtCOO-
1418	tBuOCO-	2-thienyl	EtCOO-
1424	tBuOCO-	3-thienyl	EtCOO-
1434	tBuOCO-	isopropyl	EtCOO-
1447	tBuOCO-	cyclobutyl	EtCOO-
1458	tBuOCO-	phenyl	EtCOO-
3069	2-FuCO-	2-thienyl	EtCOO-
3082	iPrOCO-	2-thienyl	EtCOO-
3171	nPrCO-	2-furyl	EtCOO-
3196	iBuOCO-	2-furyl	EtCOO-
3232	iBuOCO-	2-thienyl	EtCOO-
3327	nPrCO-	2-thienyl	EtCOO-

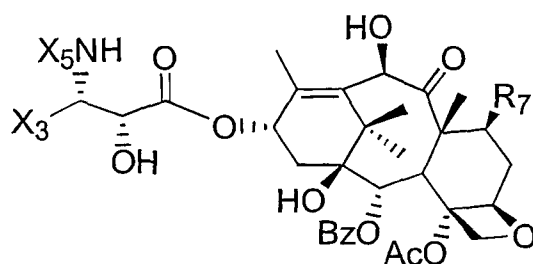
5	3388	PhCO-	3-thienyl	EtCOO-
	3444	iPrOCO-	2-furyl	EtCOO-
	3479	2-ThCO-	2-thienyl	EtCOO-
	3555	C ₄ H ₇ CO-	2-thienyl	EtCOO-
	3560	tC ₃ H ₅ CO-	2-thienyl	EtCOO-
10	3611	EtOCO-	2-furyl	EtCOO-
	3629	2-FuCO-	2-furyl	EtCOO-
	3632	2-ThCO-	2-furyl	EtCOO-
	3708	tC ₃ H ₅ CO-	2-furyl	EtCOO-
	3713	C ₄ H ₇ CO-	2-furyl	EtCOO-
15	4017	PhCO-	2-furyl	EtCOO-
	4044	EtOCO-	2-thienyl	EtCOO-
	4106	3-PyCO-	2-thienyl	EtCOO-
	4135	iPrOCO-	2-thienyl	PrCOO-
	4175	PhCO-	2-thienyl	PrCOO-
20	4219	2-FuCO-	2-thienyl	PrCOO-
	4256	tBuOCO-	2-thienyl	PrCOO-
	4283	ibueCO-	2-thienyl	PrCOO-
	4290	ibuOCO-	2-thienyl	PrCOO-
	4312	ibueCO-	2-thienyl	PrCOO-
25	4388	2-ThCO-	2-thienyl	PrCOO-
	4394	tBuOCO-	3-furyl	PrCOO-
	4406	tBuOCO-	isobutenyl	PrCOO-
	4446	tBuOCO-	3-thienyl	PrCOO-
	4499	tBuOCO-	2-furyl	PrCOO-
30	4544	iBuOCO-	3-thienyl	EtCOO-
	4600	iBuOCO-	3-thienyl	PrCOO-
	4616	iBuOCO-	2-furyl	PrCOO-
	4737	tC ₃ H ₅ CO-	2-furyl	PrCOO-
	4757	tC ₃ H ₅ CO-	2-thienyl	PrCOO-
	6171	ibueOCO-	2-furyl	EtCOO-

5	6131	ibueOCO-	2-furyl	iBuCOO-
	5989	ibueOCO-	2-furyl	iPrCOO-
	6141	ibueOCO-	2-furyl	nBuCOO-
	6181	ibueOCO-	2-furyl	nPrCOO-
	6040	ibuOCO-	2-furyl	ibueCOO-
10	6121	iPrCO-	2-furyl	iPrCOO-
	6424	tAmOCO-	2-furyl	EtCOO-
	6212	tAmOCO-	2-furyl	EtCOO-
	6282	tAmOCO-	2-furyl	iBuCOO-
	6252	tAmOCO-	2-furyl	iPrCOO-
15	6343	tAmOCO-	2-furyl	nBuCOO-
	6272	tAmOCO-	2-furyl	nPrCOO-
	6202	tC ₃ H ₅ CO-	2-furyl	iPrCOO-
	4454	2-ThCO-	2-thienyl	nPrCOO-
	4414	PhCO-	2-thienyl	nPrCOO-
20	6333	tBuOCO-	2-thienyl	iPrCOO-
	6686	tBuOCO-	2-thienyl	tC ₃ H ₅ COO-
	6363	tBuOCO-	2-thiazo	EtCOO-
	4787	iBuOCO-	3-furyl	EtCOO-
	4828	iBuOCO-	3-furyl	nPrCOO-
25	4898	tC ₃ H ₅ CO-	3-furyl	EtCOO-
	4939	tC ₃ H ₅ CO-	3-furyl	nPrCOO-
	5020	tC ₃ H ₅ CO-	3-thienyl	EtCOO-
	5030	tC ₃ H ₅ CO-	3-thienyl	nPrCOO-
	5191	iBuOCO-	cpro	EtCOO-
30	5202	iBuOCO-	cpro	nPrCOO-
	5070	tButOCO-	cpro	EtCOO-
	5080	tBuOCO-	cpro	nPrCOO-
	5121	iBuOCO-	ibue	EtCOO-
	5131	iBuOCO-	ibue	nPrCOO-

Example 3: Additional Taxanes having C-7 Ester and C-10 Hydroxy Substituents

Following the processes described in Example 1 and elsewhere herein, the following specific taxanes having structural formula (4) may be prepared, wherein R_7 is as previously defined, including wherein R_7 is $R_a\text{COO-}$ and R_a is

- 5 (i) substituted or unsubstituted C_2 to C_8 alkyl (straight, branched or cyclic), such as ethyl, propyl, butyl, pentyl, or hexyl; (ii) substituted or unsubstituted C_2 to C_8 alkenyl (straight, branched or cyclic), such as ethenyl, propenyl, butenyl, pentenyl or hexenyl; (iii) substituted or unsubstituted C_2 to C_8 alkynyl (straight or branched) such as ethynyl, propynyl, butynyl, pentynyl, or hexynyl; (iv) substituted or
- 10 unsubstituted phenyl; or (v) substituted or unsubstituted heterocyclo such as furyl, thienyl, or pyridyl. The substituents may be hydrocarbyl or any of the heteroatom containing substituents selected from the group consisting of heterocyclo, alkoxy, alkenoxy, alkynoxy, aryloxy, hydroxy, protected hydroxy, keto, acyloxy, nitro, amino, amido, thiol, ketal, acetal, ester and ether moieties, but not phosphorous
- 15 containing moieties.



(4)

	X_5	X_3	R_7
5	tBuOCO-	2-furyl	$R_a\text{COO-}$
	tBuOCO-	3-furyl	$R_a\text{COO-}$
	tBuOCO-	2-thienyl	$R_a\text{COO-}$
	tBuOCO-	3-thienyl	$R_a\text{COO-}$
	tBuOCO-	2-pyridyl	$R_a\text{COO-}$
10	tBuOCO-	3-pyridyl	$R_a\text{COO-}$
	tBuOCO-	4-pyridyl	$R_a\text{COO-}$
	tBuOCO-	isobutenyl	$R_a\text{COO-}$
	tBuOCO-	isopropyl	$R_a\text{COO-}$
	tBuOCO-	cyclopropyl	$R_a\text{COO-}$
15	tBuOCO-	cyclobutyl	$R_a\text{COO-}$
	tBuOCO-	cyclopentyl	$R_a\text{COO-}$
	tBuOCO-	phenyl	$R_a\text{COO-}$
	benzoyl	2-furyl	$R_a\text{COO-}$
	benzoyl	3-furyl	$R_a\text{COO-}$
20	benzoyl	2-thienyl	$R_a\text{COO-}$
	benzoyl	3-thienyl	$R_a\text{COO-}$
	benzoyl	2-pyridyl	$R_a\text{COO-}$
	benzoyl	3-pyridyl	$R_a\text{COO-}$
	benzoyl	4-pyridyl	$R_a\text{COO-}$
	benzoyl	isobutenyl	$R_a\text{COO-}$
	benzoyl	isopropyl	$R_a\text{COO-}$

5	benzoyl	cyclopropyl	R _a COO-
	benzoyl	cyclobutyl	R _a COO-
	benzoyl	cyclopentyl	R _a COO-
	benzoyl	phenyl	R _a COO-
	2-FuCO-	2-furyl	R _a COO-
10	2-FuCO-	3-furyl	R _a COO-
	2-FuCO-	2-thienyl	R _a COO-
	2-FuCO-	3-thienyl	R _a COO-
	2-FuCO-	2-pyridyl	R _a COO-
	2-FuCO-	3-pyridyl	R _a COO-
15	2-FuCO-	4-pyridyl	R _a COO-
	2-FuCO-	isobutenyl	R _a COO-
	2-FuCO-	isopropyl	R _a COO-
	2-FuCO-	cyclopropyl	R _a COO-
	2-FuCO-	cyclobutyl	R _a COO-
20	2-FuCO-	cyclopentyl	R _a COO-
	2-FuCO-	phenyl	R _a COO-
	2-ThCO-	2-furyl	R _a COO-
	2-ThCO-	3-furyl	R _a COO-
	2-ThCO-	2-thienyl	R _a COO-
25	2-ThCO-	3-thienyl	R _a COO-
	2-ThCO-	2-pyridyl	R _a COO-
	2-ThCO-	3-pyridyl	R _a COO-
	2-ThCO-	4-pyridyl	R _a COO-
	2-ThCO-	isobutenyl	R _a COO-
30	2-ThCO-	isopropyl	R _a COO-
	2-ThCO-	cyclopropyl	R _a COO-
	2-ThCO-	cyclobutyl	R _a COO-
	2-ThCO-	cyclopentyl	R _a COO-
	2-ThCO-	phenyl	R _a COO-
	2-PyCO-	2-furyl	R _a COO-

5	2-PyCO-	3-furyl	R _a COO-
	2-PyCO-	2-thienyl	R _a COO-
	2-PyCO-	3-thienyl	R _a COO-
	2-PyCO-	2-pyridyl	R _a COO-
	2-PyCO-	3-pyridyl	R _a COO-
10	2-PyCO-	4-pyridyl	R _a COO-
	2-PyCO-	isobutenyl	R _a COO-
	2-PyCO-	isopropyl	R _a COO-
	2-PyCO-	cyclopropyl	R _a COO-
	2-PyCO-	cyclobutyl	R _a COO-
15	2-PyCO-	cyclopentyl	R _a COO-
	2-PyCO-	phenyl	R _a COO-
	3PyCO-	2-furyl	R _a COO-
	3-PyCO-	3-furyl	R _a COO-
	3-PyCO-	2-thienyl	R _a COO-
20	3-PyCO-	3-thienyl	R _a COO-
	3-PyCO-	2-pyridyl	R _a COO-
	3-PyCO-	3-pyridyl	R _a COO-
	3-PyCO-	4-pyridyl	R _a COO-
	3-PyCO-	isobutenyl	R _a COO-
25	3-PyCO-	isopropyl	R _a COO-
	3-PyCO-	cyclopropyl	R _a COO-
	3-PyCO-	cyclobutyl	R _a COO-
	3-PyCO-	cyclopentyl	R _a COO-
	3-PyCO-	phenyl	R _a COO-
30	4-PyCO-	2-furyl	R _a COO-
	4-PyCO-	3-furyl	R _a COO-
	4-PyCO-	2-thienyl	R _a COO-
	4-PyCO-	3-thienyl	R _a COO-
	4-PyCO-	2-pyridyl	R _a COO-
	4-PyCO-	3-pyridyl	R _a COO-

5	4-PyCO-	4-pyridyl	R _a COO-
	4-PyCO-	isobutenyl	R _a COO-
	4-PyCO-	isopropyl	R _a COO-
	4-PyCO-	cyclopropyl	R _a COO-
	4-PyCO-	cyclobutyl	R _a COO-
	4-PyCO-	cyclopentyl	R _a COO-
	4-PyCO-	phenyl	R _a COO-
10	C ₄ H ₇ CO-	2-furyl	R _a COO-
	C ₄ H ₇ CO-	3-furyl	R _a COO-
	C ₄ H ₇ CO-	2-thienyl	R _a COO-
	C ₄ H ₇ CO-	3-thienyl	R _a COO-
	C ₄ H ₇ CO-	2-pyridyl	R _a COO-
	C ₄ H ₇ CO-	3-pyridyl	R _a COO-
	C ₄ H ₇ CO-	4-pyridyl	R _a COO-
15	C ₄ H ₇ CO-	isobutenyl	R _a COO-
	C ₄ H ₇ CO-	isopropyl	R _a COO-
	C ₄ H ₇ CO-	cyclopropyl	R _a COO-
	C ₄ H ₇ CO-	cyclobutyl	R _a COO-
	C ₄ H ₇ CO-	cyclopentyl	R _a COO-
	C ₄ H ₇ CO-	phenyl	R _a COO-
	EtOCO-	2-furyl	R _a COO-
20	EtOCO-	3-furyl	R _a COO-
	EtOCO-	2-thienyl	R _a COO-
	EtOCO-	3-thienyl	R _a COO-
	EtOCO-	2-pyridyl	R _a COO-
	EtOCO-	3-pyridyl	R _a COO-
	EtOCO-	4-pyridyl	R _a COO-
	EtOCO-	isobutenyl	R _a COO-
25	EtOCO-	isopropyl	R _a COO-
	EtOCO-	cyclopropyl	R _a COO-
	EtOCO-	cyclobutyl	R _a COO-
30	EtOCO-	cyclopentyl	R _a COO-
	EtOCO-	phenyl	R _a COO-
	EtOCO-	2-furyl	R _a COO-
	EtOCO-	3-furyl	R _a COO-

5	EtOCO-	cyclopentyl	R _a COO-
	EtOCO-	phenyl	R _a COO-
	ibueCO-	2-furyl	R _a COO-
	ibueCO-	3-furyl	R _a COO-
	ibueCO-	2-thienyl	R _a COO-
10	ibueCO-	3-thienyl	R _a COO-
	ibueCO-	2-pyridyl	R _a COO-
	ibueCO-	3-pyridyl	R _a COO-
	ibueCO-	4-pyridyl	R _a COO-
	ibueCO-	isobutenyl	R _a COO-
15	ibueCO-	isopropyl	R _a COO-
	ibueCO-	cyclopropyl	R _a COO-
	ibueCO-	cyclobutyl	R _a COO-
	ibueCO-	cyclopentyl	R _a COO-
	ibueCO-	phenyl	R _a COO-
20	iBuCO-	2-furyl	R _a COO-
	iBuCO-	3-furyl	R _a COO-
	iBuCO-	2-thienyl	R _a COO-
	iBuCO-	3-thienyl	R _a COO-
	iBuCO-	2-pyridyl	R _a COO-
25	iBuCO-	3-pyridyl	R _a COO-
	iBuCO-	4-pyridyl	R _a COO-
	iBuCO-	isobutenyl	R _a COO-
	iBuCO-	isopropyl	R _a COO-
	iBuCO-	cyclopropyl	R _a COO-
30	iBuCO-	cyclobutyl	R _a COO-
	iBuCO-	cyclopentyl	R _a COO-
	iBuCO-	phenyl	R _a COO-
	iBuOCO-	2-furyl	R _a COO-
	iBuOCO-	3-furyl	R _a COO-
	iBuOCO-	2-thienyl	R _a COO-

5	iBuOCO-	3-thienyl	R _a COO-
	iBuOCO-	2-pyridyl	R _a COO-
	iBuOCO-	3-pyridyl	R _a COO-
	iBuOCO-	4-pyridyl	R _a COO-
	iBuOCO-	isobutenyl	R _a COO-
10	iBuOCO-	isopropyl	R _a COO-
	iBuOCO-	cyclopropyl	R _a COO-
	iBuOCO-	cyclobutyl	R _a COO-
	iBuOCO-	cyclopentyl	R _a COO-
	iBuOCO-	phenyl	R _a COO-
15	iPrOCO-	2-furyl	R _a COO-
	iPrOCO-	3-furyl	R _a COO-
	iPrOCO-	2-thienyl	R _a COO-
	iPrOCO-	3-thienyl	R _a COO-
	iPrOCO-	2-pyridyl	R _a COO-
20	iPrOCO-	3-pyridyl	R _a COO-
	iPrOCO-	4-pyridyl	R _a COO-
	iPrOCO-	isobutenyl	R _a COO-
	iPrOCO-	isopropyl	R _a COO-
	iPrOCO-	cyclopropyl	R _a COO-
25	iPrOCO-	cyclobutyl	R _a COO-
	iPrOCO-	cyclopentyl	R _a COO-
	iPrOCO-	phenyl	R _a COO-
	nPrOCO-	2-furyl	R _a COO-
	nPrOCO-	3-furyl	R _a COO-
30	nPrOCO-	2-thienyl	R _a COO-
	nPrOCO-	3-thienyl	R _a COO-
	nPrOCO-	2-pyridyl	R _a COO-
	nPrOCO-	3-pyridyl	R _a COO-
	nPrOCO-	4-pyridyl	R _a COO-
	nPrOCO-	isobutenyl	R _a COO-

5	nPrOCO-	isopropyl	R _a COO-
	nPrOCO-	cyclopropyl	R _a COO-
	nPrOCO-	cyclobutyl	R _a COO-
	nPrOCO-	cyclopentyl	R _a COO-
	nPrOCO-	phenyl	R _a COO-
10	nPrCO-	2-furyl	R _a COO-
	nPrCO-	3-furyl	R _a COO-
	nPrCO-	2-thienyl	R _a COO-
	nPrCO-	3-thienyl	R _a COO-
	nPrCO-	2-pyridyl	R _a COO-
15	nPrCO-	3-pyridyl	R _a COO-
	nPrCO-	4-pyridyl	R _a COO-
	nPrCO-	isobutenyl	R _a COO-
	nPrCO-	isopropyl	R _a COO-
	nPrCO-	cyclopropyl	R _a COO-
20	nPrCO-	cyclobutyl	R _a COO-
	nPrCO-	cyclopentyl	R _a COO-
	nPrCO-	phenyl	R _a COO-
	tBuOCO-	cyclopentyl	EtCOO-
	benzoyl	3-furyl	EtCOO-
25	benzoyl	2-thienyl	EtCOO-
	benzoyl	2-pyridyl	EtCOO-
	benzoyl	3-pyridyl	EtCOO-
	benzoyl	4-pyridyl	EtCOO-
	benzoyl	isobutenyl	EtCOO-
30	benzoyl	isopropyl	EtCOO-
	benzoyl	cyclopropyl	EtCOO-
	benzoyl	cyclobutyl	EtCOO-
	benzoyl	cyclopentyl	EtCOO-
	benzoyl	phenyl	EtCOO-
	2-FuCO-	3-furyl	EtCOO-

5	2-FuCO-	3-thienyl	EtCOO-
	2-FuCO-	2-pyridyl	EtCOO-
	2-FuCO-	3-pyridyl	EtCOO-
	2-FuCO-	4-pyridyl	EtCOO-
	2-FuCO-	isobutenyl	EtCOO-
10	2-FuCO-	isopropyl	EtCOO-
	2-FuCO-	cyclopropyl	EtCOO-
	2-FuCO-	cyclobutyl	EtCOO-
	2-FuCO-	cyclopentyl	EtCOO-
	2-FuCO-	phenyl	EtCOO-
15	2-ThCO-	3-furyl	EtCOO-
	2-ThCO-	3-thienyl	EtCOO-
	2-ThCO-	2-pyridyl	EtCOO-
	2-ThCO-	3-pyridyl	EtCOO-
	2-ThCO-	4-pyridyl	EtCOO-
20	2-ThCO-	isobutenyl	EtCOO-
	2-ThCO-	isopropyl	EtCOO-
	2-ThCO-	cyclopropyl	EtCOO-
	2-ThCO-	cyclobutyl	EtCOO-
	2-ThCO-	cyclopentyl	EtCOO-
25	2-ThCO-	phenyl	EtCOO-
	2-PyCO-	2-furyl	EtCOO-
	2-PyCO-	3-furyl	EtCOO-
	2-PyCO-	2-thienyl	EtCOO-
	2-PyCO-	3-thienyl	EtCOO-
30	2-PyCO-	2-pyridyl	EtCOO-
	2-PyCO-	3-pyridyl	EtCOO-
	2-PyCO-	4-pyridyl	EtCOO-
	2-PyCO-	isobutenyl	EtCOO-
	2-PyCO-	isopropyl	EtCOO-
	2-PyCO-	cyclopropyl	EtCOO-

5	2-PyCO-	cyclobutyl	EtCOO-
	2-PyCO-	cyclopentyl	EtCOO-
	2-PyCO-	phenyl	EtCOO-
	3PyCO-	2-furyl	EtCOO-
	3-PyCO-	3-furyl	EtCOO-
10	3-PyCO-	3-thienyl	EtCOO-
	3-PyCO-	2-pyridyl	EtCOO-
	3-PyCO-	3-pyridyl	EtCOO-
	3-PyCO-	4-pyridyl	EtCOO-
	3-PyCO-	isobutenyl	EtCOO-
	3-PyCO-	isopropyl	EtCOO-
	3-PyCO-	cyclopropyl	EtCOO-
	3-PyCO-	cyclobutyl	EtCOO-
	3-PyCO-	cyclopentyl	EtCOO-
	3-PyCO-	phenyl	EtCOO-
15	4-PyCO-	2-furyl	EtCOO-
	4-PyCO-	3-furyl	EtCOO-
	4-PyCO-	2-thienyl	EtCOO-
	4-PyCO-	3-thienyl	EtCOO-
	4-PyCO-	2-pyridyl	EtCOO-
	4-PyCO-	3-pyridyl	EtCOO-
	4-PyCO-	4-pyridyl	EtCOO-
	4-PyCO-	isobutenyl	EtCOO-
	4-PyCO-	isopropyl	EtCOO-
	4-PyCO-	cyclopropyl	EtCOO-
20	4-PyCO-	cyclobutyl	EtCOO-
	4-PyCO-	cyclopentyl	EtCOO-
	4-PyCO-	phenyl	EtCOO-
	C ₄ H ₇ CO-	3-furyl	EtCOO-
	C ₄ H ₇ CO-	3-thienyl	EtCOO-
	C ₄ H ₇ CO-	2-pyridyl	EtCOO-
	4-PyCO-	3-furyl	EtCOO-
	4-PyCO-	3-thienyl	EtCOO-
	4-PyCO-	2-pyridyl	EtCOO-
	4-PyCO-	3-pyridyl	EtCOO-
25	4-PyCO-	4-pyridyl	EtCOO-
	4-PyCO-	isobutenyl	EtCOO-
	4-PyCO-	isopropyl	EtCOO-
	4-PyCO-	cyclopropyl	EtCOO-
	4-PyCO-	cyclobutyl	EtCOO-
	4-PyCO-	cyclopentyl	EtCOO-
	4-PyCO-	phenyl	EtCOO-
	C ₄ H ₇ CO-	3-furyl	EtCOO-
	C ₄ H ₇ CO-	3-thienyl	EtCOO-
	C ₄ H ₇ CO-	2-pyridyl	EtCOO-

5	C ₄ H ₇ CO-	3-pyridyl	EtCOO-
	C ₄ H ₇ CO-	4-pyridyl	EtCOO-
	C ₄ H ₇ CO-	isobutenyl	EtCOO-
	C ₄ H ₇ CO-	isopropyl	EtCOO-
	C ₄ H ₇ CO-	cyclopropyl	EtCOO-
10	C ₄ H ₇ CO-	cyclobutyl	EtCOO-
	C ₄ H ₇ CO-	cyclopentyl	EtCOO-
	C ₄ H ₇ CO-	phenyl	EtCOO-
	EtOCO-	3-furyl	EtCOO-
	EtOCO-	3-thienyl	EtCOO-
15	EtOCO-	2-pyridyl	EtCOO-
	EtOCO-	3-pyridyl	EtCOO-
	EtOCO-	4-pyridyl	EtCOO-
	EtOCO-	isobutenyl	EtCOO-
	EtOCO-	isopropyl	EtCOO-
20	EtOCO-	cyclopropyl	EtCOO-
	EtOCO-	cyclobutyl	EtCOO-
	EtOCO-	cyclopentyl	EtCOO-
	EtOCO-	phenyl	EtCOO-
	ibueCO-	2-furyl	EtCOO-
25	ibueCO-	3-furyl	EtCOO-
	ibueCO-	2-thienyl	EtCOO-
	ibueCO-	3-thienyl	EtCOO-
	ibueCO-	2-pyridyl	EtCOO-
	ibueCO-	3-pyridyl	EtCOO-
30	ibueCO-	4-pyridyl	EtCOO-
	ibueCO-	isobutenyl	EtCOO-
	ibueCO-	isopropyl	EtCOO-
	ibueCO-	cyclopropyl	EtCOO-
	ibueCO-	cyclobutyl	EtCOO-
	ibueCO-	cyclopentyl	EtCOO-

5	ibueCO-	phenyl	EtCOO-
	iBuCO-	2-furyl	EtCOO-
	iBuCO-	3-furyl	EtCOO-
	iBuCO-	2-thienyl	EtCOO-
	iBuCO-	3-thienyl	EtCOO-
10	iBuCO-	2-pyridyl	EtCOO-
	iBuCO-	3-pyridyl	EtCOO-
	iBuCO-	4-pyridyl	EtCOO-
	iBuCO-	isobutenyl	EtCOO-
	iBuCO-	isopropyl	EtCOO-
15	iBuCO-	cyclopropyl	EtCOO-
	iBuCO-	cyclobutyl	EtCOO-
	iBuCO-	cyclopentyl	EtCOO-
	iBuCO-	phenyl	EtCOO-
	iBuOCO-	2-pyridyl	EtCOO-
20	iBuOCO-	3-pyridyl	EtCOO-
	iBuOCO-	4-pyridyl	EtCOO-
	iBuOCO-	isobutenyl	EtCOO-
	iBuOCO-	isopropyl	EtCOO-
	iBuOCO-	cyclobutyl	EtCOO-
25	iBuOCO-	cyclopentyl	EtCOO-
	iBuOCO-	phenyl	EtCOO-
	iPrOCO-	3-furyl	EtCOO-
	iPrOCO-	3-thienyl	EtCOO-
	iPrOCO-	2-pyridyl	EtCOO-
30	iPrOCO-	3-pyridyl	EtCOO-
	iPrOCO-	4-pyridyl	EtCOO-
	iPrOCO-	isobutenyl	EtCOO-
	iPrOCO-	isopropyl	EtCOO-
	iPrOCO-	cyclopropyl	EtCOO-
	iPrOCO-	cyclobutyl	EtCOO-

5	iPrOCO-	cyclopentyl	EtCOO-
	iPrOCO-	phenyl	EtCOO-
	nPrOCO-	2-furyl	EtCOO-
	nPrOCO-	3-furyl	EtCOO-
	nPrOCO-	2-thienyl	EtCOO-
10	nPrOCO-	3-thienyl	EtCOO-
	nPrOCO-	2-pyridyl	EtCOO-
	nPrOCO-	3-pyridyl	EtCOO-
	nPrOCO-	4-pyridyl	EtCOO-
	nPrOCO-	isobutenyl	EtCOO-
15	nPrOCO-	isopropyl	EtCOO-
	nPrOCO-	cyclopropyl	EtCOO-
	nPrOCO-	cyclobutyl	EtCOO-
	nPrOCO-	cyclopentyl	EtCOO-
	nPrOCO-	phenyl	EtCOO-
20	nPrCO-	3-furyl	EtCOO-
	nPrCO-	3-thienyl	EtCOO-
	nPrCO-	2-pyridyl	EtCOO-
	nPrCO-	3-pyridyl	EtCOO-
	nPrCO-	4-pyridyl	EtCOO-
25	nPrCO-	isobutenyl	EtCOO-
	nPrCO-	isopropyl	EtCOO-
	nPrCO-	cyclopropyl	EtCOO-
	nPrCO-	cyclobutyl	EtCOO-
	nPrCO-	cyclopentyl	EtCOO-
	nPrCO-	phenyl	EtCOO-

Example 4: Additional Taxanes having C-7 Ester and C-10 Hydroxy Substituents

Following the processes described in Example 1 and elsewhere herein, the following specific taxanes having structural formula (5) may be prepared, wherein R_{10} is hydroxy and R_7 in each of the series (that is, each of series "A" through "K") is as previously defined, including wherein R_7 is $R_{7a}COO^-$ and R_{7a} is

5 (i) substituted or unsubstituted, preferably unsubstituted, C_2 to C_8 alkyl (straight, branched or cyclic), such as ethyl, propyl, butyl, pentyl, or hexyl; (ii) substituted or unsubstituted, preferably unsubstituted, C_2 to C_8 alkenyl (straight, branched or cyclic), such as ethenyl, propenyl, butenyl, pentenyl or hexenyl; (iii) substituted or

10 unsubstituted, preferably unsubstituted, C_2 to C_8 alkynyl (straight or branched) such as ethynyl, propynyl, butynyl, pentynyl, or hexynyl; (iv) substituted or unsubstituted, preferably unsubstituted, phenyl; or (v) substituted or unsubstituted, preferably unsubstituted, heteroaromatic such as furyl, thienyl, or pyridyl.

15 In the "A" series of compounds, X_{10} is as otherwise as defined herein. Preferably, heterocyclo is substituted or unsubstituted furyl, thienyl, or pyridyl, X_{10} is substituted or unsubstituted furyl, thienyl, pyridyl, phenyl, or lower alkyl (e.g., tert-butyl), and R_7 and R_{10} each have the beta stereochemical configuration.

In the "B" series of compounds, X_{10} and R_{2a} are as otherwise as defined

20 herein. Preferably, heterocyclo is preferably substituted or unsubstituted furyl, thienyl, or pyridyl, X_{10} is preferably substituted or unsubstituted furyl, thienyl, pyridyl, phenyl, or lower alkyl (e.g., tert-butyl), R_{2a} is preferably substituted or unsubstituted furyl, thienyl, pyridyl, phenyl, or lower alkyl, and R_7 and R_{10} each have the beta stereochemical configuration.

25 In the "C" series of compounds, X_{10} and R_{9a} are as otherwise as defined herein. Preferably, heterocyclo is preferably substituted or unsubstituted furyl, thienyl, or pyridyl, X_{10} is preferably substituted or unsubstituted furyl, thienyl, pyridyl, phenyl, or lower alkyl (e.g., tert-butyl), R_{9a} is preferably substituted or unsubstituted furyl, thienyl, pyridyl, phenyl, or lower alkyl, and R_7 , R_9 and R_{10} each

30 have the beta stereochemical configuration.

In the "D" and "E" series of compounds, X_{10} is as otherwise as defined herein. Preferably, heterocyclo is preferably substituted or unsubstituted furyl, thienyl, or pyridyl, X_{10} is preferably substituted or unsubstituted furyl, thienyl, pyridyl, phenyl, or lower alkyl (e.g., tert-butyl), and R_7 , R_9 (series D only) and R_{10}

35 each have the beta stereochemical configuration.

In the "F" series of compounds, X_{10} , R_{2a} and R_{9a} are as otherwise as

defined herein. Preferably, heterocyclo is preferably substituted or unsubstituted furyl, thienyl, or pyridyl, X_{10} is preferably substituted or unsubstituted furyl, thienyl, pyridyl, phenyl, or lower alkyl (e.g., tert-butyl), R_{2a} is preferably substituted or unsubstituted furyl, thienyl, pyridyl, phenyl, or lower alkyl, and R_7 , R_9 and R_{10} each have the beta stereochemical configuration.

In the "G" series of compounds, X_{10} and R_{2a} are as otherwise as defined herein. Preferably, heterocyclo is preferably substituted or unsubstituted furyl, thienyl, or pyridyl, X_{10} is preferably substituted or unsubstituted furyl, thienyl, pyridyl, phenyl, or lower alkyl (e.g., tert-butyl), R_{2a} is preferably substituted or unsubstituted furyl, thienyl, pyridyl, phenyl, or lower alkyl, and R_7 , R_9 and R_{10} each have the beta stereochemical configuration.

In the "H" series of compounds, X_{10} is as otherwise as defined herein. Preferably, heterocyclo is preferably substituted or unsubstituted furyl, thienyl, or pyridyl, X_{10} is preferably substituted or unsubstituted furyl, thienyl, pyridyl, phenyl, or lower alkyl (e.g., tert-butyl), R_{2a} is preferably substituted or unsubstituted furyl, thienyl, pyridyl, phenyl, or lower alkyl, and R_7 and R_{10} each have the beta stereochemical configuration.

In the "I" series of compounds, X_{10} and R_{2a} are as otherwise as defined herein. Preferably, heterocyclo is preferably substituted or unsubstituted furyl, thienyl, or pyridyl, X_{10} is preferably substituted or unsubstituted furyl, thienyl, pyridyl, phenyl, or lower alkyl (e.g., tert-butyl), R_{2a} is preferably substituted or unsubstituted furyl, thienyl, pyridyl, phenyl, or lower alkyl, and R_7 and R_{10} each have the beta stereochemical configuration.

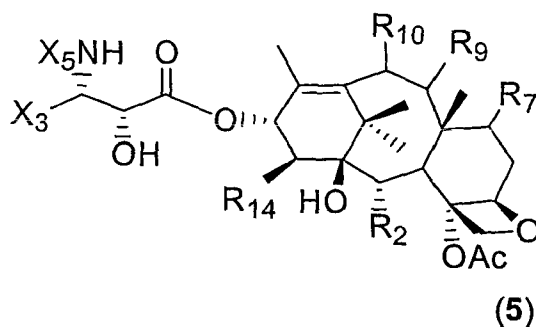
In the "J" series of compounds, X_{10} and R_{2a} are as otherwise as defined herein. Preferably, heterocyclo is preferably substituted or unsubstituted furyl, thienyl, or pyridyl, X_{10} is preferably substituted or unsubstituted furyl, thienyl, pyridyl, phenyl, or lower alkyl (e.g., tert-butyl), R_{2a} is preferably substituted or unsubstituted furyl, thienyl, pyridyl, phenyl, or lower alkyl, and R_7 , R_9 and R_{10} each have the beta stereochemical configuration.

In the "K" series of compounds, X_{10} , R_{2a} and R_{9a} are as otherwise as defined herein. Preferably, heterocyclo is preferably substituted or unsubstituted furyl, thienyl, or pyridyl, X_{10} is preferably substituted or unsubstituted furyl, thienyl, pyridyl, phenyl, or lower alkyl (e.g., tert-butyl), R_{2a} is preferably substituted or unsubstituted furyl, thienyl, pyridyl, phenyl, or lower alkyl, and R_7 , R_9 and R_{10} each have the beta stereochemical configuration.

Any substituents of each X_3 , X_5 , R_2 , R_7 , and R_9 may be hydrocarbonyl or any

of the heteroatom containing substituents selected from the group consisting of heterocyclo, alkoxy, alkenoxy, alkynoxy, aryloxy, hydroxy, protected hydroxy, keto, acyloxy, nitro, amino, amido, thiol, ketal, acetal, ester and ether moieties, but not phosphorous containing moieties.

5



10

15

Series	X ₅	X ₃	R ₇	R ₂	R ₉	R ₁₄
A1	-COOX ₁₀	heterocyclo	R _{7a} COO-	C ₆ H ₅ COO-	O	H
A2	-COX ₁₀	heterocyclo	R _{7a} COO-	C ₆ H ₅ COO-	O	H
A3	-CONHX ₁₀	heterocyclo	R _{7a} COO-	C ₆ H ₅ COO-	O	H
A4	-COOX ₁₀	optionally substituted C ₂ to C ₈ alkyl	R _{7a} COO-	C ₆ H ₅ COO-	O	H
A5	-COX ₁₀	optionally substituted C ₂ to C ₈ alkyl	R _{7a} COO-	C ₆ H ₅ COO-	O	H
A6	-CONHX ₁₀	optionally substituted C ₂ to C ₈ alkyl	R _{7a} COO-	C ₆ H ₅ COO-	O	H
A7	-COOX ₁₀	optionally substituted C ₂ to C ₈ alkenyl	R _{7a} COO-	C ₆ H ₅ COO-	O	H
A8	-COX ₁₀	optionally substituted C ₂ to C ₈ alkenyl	R _{7a} COO-	C ₆ H ₅ COO-	O	H
A9	-CONHX ₁₀	optionally substituted C ₂ to C ₈ alkenyl	R _{7a} COO-	C ₆ H ₅ COO-	O	H

5	A10	-COOX ₁₀	optionally substituted C ₂ to C ₈ alkynyl	R _{7a} COO-	C ₆ H ₅ COO-	O	H
	A11	-COX ₁₀	optionally substituted C ₂ to C ₈ alkynyl	R _{7a} COO-	C ₆ H ₅ COO-	O	H
	A12	-CONHX ₁₀	optionally substituted C ₂ to C ₈ alkynyl	R _{7a} COO-	C ₆ H ₅ COO-	O	H
	B1	-COOX ₁₀	heterocyclo	R _{7a} COO-	R _{2a} COO-	O	H
	B2	-COX ₁₀	heterocyclo	R _{7a} COO-	R _{2a} COO-	O	H
	B3	-CONHX ₁₀	heterocyclo	R _{7a} COO-	R _{2a} COO-	O	H
	B4	-COOX ₁₀	optionally substituted C ₂ to C ₈ alkyl	R _{7a} COO-	R _{2a} COO-	O	H
	B5	-COX ₁₀	optionally substituted C ₂ to C ₈ alkyl	R _{7a} COO-	R _{2a} COO-	O	H
	B6	-CONHX ₁₀	optionally substituted C ₂ to C ₈ alkyl	R _{7a} COO-	R _{2a} COO-	O	H
	B7	-COOX ₁₀	optionally substituted C ₂ to C ₈ alkenyl	R _{7a} COO-	R _{2a} COO-	O	H
10	B8	-COX ₁₀	optionally substituted C ₂ to C ₈ alkenyl	R _{7a} COO-	R _{2a} COO-	O	H
	B9	-CONHX ₁₀	optionally substituted C ₂ to C ₈ alkenyl	R _{7a} COO-	R _{2a} COO-	O	H
	B10	-COOX ₁₀	optionally substituted C ₂ to C ₈ alkynyl	R _{7a} COO-	R _{2a} COO-	O	H

5	B11	-COX ₁₀	optionally substituted C ₂ to C ₈ alkynyl	R _{7a} COO-	R _{2a} COO-	O	H
	B12	-CONHX ₁₀	optionally substituted C ₂ to C ₈ alkynyl	R _{7a} COO-	R _{2a} COO-	O	H
	C1	-COOX ₁₀	heterocyclo	R _{7a} COO-	C ₆ H ₅ COO-	R _{9a} COO-	H
	C2	-COX ₁₀	heterocyclo	R _{7a} COO-	C ₆ H ₅ COO-	R _{9a} COO-	H
	C3	-CONHX ₁₀	heterocyclo	R _{7a} COO-	C ₆ H ₅ COO-	R _{9a} COO-	H
	C4	-COOX ₁₀	optionally substituted C ₂ to C ₈ alkyl	R _{7a} COO-	C ₆ H ₅ COO-	R _{9a} COO-	H
	C5	-COX ₁₀	optionally substituted C ₂ to C ₈ alkyl	R _{7a} COO-	C ₆ H ₅ COO-	R _{9a} COO-	H
	C6	-CONHX ₁₀	optionally substituted C ₂ to C ₈ alkyl	R _{7a} COO-	C ₆ H ₅ COO-	R _{9a} COO-	H
	C7	-COOX ₁₀	optionally substituted C ₂ to C ₈ alkenyl	R _{7a} COO-	C ₆ H ₅ COO-	R _{9a} COO-	H
	C8	-COX ₁₀	optionally substituted C ₂ to C ₈ alkenyl	R _{7a} COO-	C ₆ H ₅ COO-	R _{9a} COO-	H
	C9	-CONHX ₁₀	optionally substituted C ₂ to C ₈ alkenyl	R _{7a} COO-	C ₆ H ₅ COO-	R _{9a} COO-	H
	C10	-COOX ₁₀	optionally substituted C ₂ to C ₈ alkynyl	R _{7a} COO-	C ₆ H ₅ COO-	R _{9a} COO-	H
10	C11	-COX ₁₀	optionally substituted C ₂ to C ₈ alkynyl	R _{7a} COO-	C ₆ H ₅ COO-	R _{9a} COO-	H

5	C12	-CONHX ₁₀	optionally substituted C ₂ to C ₈ alkynyl	R _{7a} COO-	C ₆ H ₅ COO-	R _{9a} COO-	H
	D1	-COOX ₁₀	heterocyclo	R _{7a} COO-	C ₆ H ₅ COO-	OH	H
	D2	-COX ₁₀	heterocyclo	R _{7a} COO-	C ₆ H ₅ COO-	OH	H
	D3	-CONHX ₁₀	heterocyclo	R _{7a} COO-	C ₆ H ₅ COO-	OH	H
	D4	-COOX ₁₀	optionally substituted C ₂ to C ₈ alkyl	R _{7a} COO-	C ₆ H ₅ COO-	OH	H
	D5	-COX ₁₀	optionally substituted C ₂ to C ₈ alkyl	R _{7a} COO-	C ₆ H ₅ COO-	OH	H
	D6	-CONHX ₁₀	optionally substituted C ₂ to C ₈ alkyl	R _{7a} COO-	C ₆ H ₅ COO-	OH	H
	D7	-COOX ₁₀	optionally substituted C ₂ to C ₈ alkenyl	R _{7a} COO-	C ₆ H ₅ COO-	OH	H
10	D8	-COX ₁₀	optionally substituted C ₂ to C ₈ alkenyl	R _{7a} COO-	C ₆ H ₅ COO-	OH	H
	D9	-CONHX ₁₀	optionally substituted C ₂ to C ₈ alkenyl	R _{7a} COO-	C ₆ H ₅ COO-	OH	H
	D10	-COOX ₁₀	optionally substituted C ₂ to C ₈ alkynyl	R _{7a} COO-	C ₆ H ₅ COO-	OH	H
	D11	-COX ₁₀	optionally substituted C ₂ to C ₈ alkynyl	R _{7a} COO-	C ₆ H ₅ COO-	OH	H
	D12	-CONHX ₁₀	optionally substituted C ₂ to C ₈ alkynyl	R _{7a} COO-	C ₆ H ₅ COO-	OH	H
15	E1	-COOX ₁₀	heterocyclo	R _{7a} COO-	C ₆ H ₅ COO-	O	OH
	E2	-COX ₁₀	heterocyclo	R _{7a} COO-	C ₆ H ₅ COO-	O	OH

5	E3	-CONHX ₁₀	heterocyclo	R _{7a} COO-	C ₆ H ₅ COO-	O	OH
	E4	-COOX ₁₀	optionally substituted C ₂ to C ₈ alkyl	R _{7a} COO-	C ₆ H ₅ COO-	O	OH
	E5	-COX ₁₀	optionally substituted C ₂ to C ₈ alkyl	R _{7a} COO-	C ₆ H ₅ COO-	O	OH
	E6	-CONHX ₁₀	optionally substituted C ₂ to C ₈ alkyl	R _{7a} COO-	C ₆ H ₅ COO-	O	OH
	E7	-COOX ₁₀	optionally substituted C ₂ to C ₈ alkenyl	R _{7a} COO-	C ₆ H ₅ COO-	O	OH
	E8	-COX ₁₀	optionally substituted C ₂ to C ₈ alkenyl	R _{7a} COO-	C ₆ H ₅ COO-	O	OH
	E9	-CONHX ₁₀	optionally substituted C ₂ to C ₈ alkenyl	R _{7a} COO-	C ₆ H ₅ COO-	O	OH
	E10	-COOX ₁₀	optionally substituted C ₂ to C ₈ alkynyl	R _{7a} COO-	C ₆ H ₅ COO-	O	OH
	E11	-COX ₁₀	optionally substituted C ₂ to C ₈ alkynyl	R _{7a} COO-	C ₆ H ₅ COO-	O	OH
	E12	-CONHX ₁₀	optionally substituted C ₂ to C ₈ alkynyl	R _{7a} COO-	C ₆ H ₅ COO-	O	OH
10	F1	-COOX ₁₀	heterocyclo	R _{7a} COO-	R _{2a} COO-	R _{9a} COO-	H
	F2	-COX ₁₀	heterocyclo	R _{7a} COO-	R _{2a} COO-	R _{9a} COO-	H
	F3	-CONHX ₁₀	heterocyclo	R _{7a} COO-	R _{2a} COO-	R _{9a} COO-	H
	F4	-COOX ₁₀	optionally substituted C ₂ to C ₈ alkyl	R _{7a} COO-	R _{2a} COO-	R _{9a} COO-	H

5	F5	-COX ₁₀	optionally substituted C ₂ to C ₈ alkyl	R _{7a} COO-	R _{2a} COO-	R _{9a} COO-	H
	F6	-CONHX ₁₀	optionally substituted C ₂ to C ₈ alkyl	R _{7a} COO-	R _{2a} COO-	R _{9a} COO-	H
	F7	-COOX ₁₀	optionally substituted C ₂ to C ₈ alkenyl	R _{7a} COO-	R _{2a} COO-	R _{9a} COO-	H
	F8	-COX ₁₀	optionally substituted C ₂ to C ₈ alkenyl	R _{7a} COO-	R _{2a} COO-	R _{9a} COO-	H
	F9	-CONHX ₁₀	optionally substituted C ₂ to C ₈ alkenyl	R _{7a} COO-	R _{2a} COO-	R _{9a} COO-	H
	F10	-COOX ₁₀	optionally substituted C ₂ to C ₈ alkynyl	R _{7a} COO-	R _{2a} COO-	R _{9a} COO-	H
	F11	-COX ₁₀	optionally substituted C ₂ to C ₈ alkynyl	R _{7a} COO-	R _{2a} COO-	R _{9a} COO-	H
	F12	-CONHX ₁₀	optionally substituted C ₂ to C ₈ alkynyl	R _{7a} COO-	R _{2a} COO-	R _{9a} COO-	H
	G1	-COOX ₁₀	heterocyclo	R _{7a} COO-	R _{2a} COO-	OH	H
	G2	-COX ₁₀	heterocyclo	R _{7a} COO-	R _{2a} COO-	OH	H
10	G3	-CONHX ₁₀	heterocyclo	R _{7a} COO-	R _{2a} COO-	OH	H
	G4	-COOX ₁₀	optionally substituted C ₂ to C ₈ alkyl	R _{7a} COO-	R _{2a} COO-	OH	H
	G5	-COX ₁₀	optionally substituted C ₂ to C ₈ alkyl	R _{7a} COO-	R _{2a} COO-	OH	H
	G6	-CONHX ₁₀	optionally substituted C ₂ to C ₈ alkyl	R _{7a} COO-	R _{2a} COO-	OH	H

5	G7	-COOX ₁₀	optionally substituted C ₂ to C ₈ alkenyl	R _{7a} COO-	R _{2a} COO-	OH	H
	G8	-COX ₁₀	optionally substituted C ₂ to C ₈ alkenyl	R _{7a} COO-	R _{2a} COO-	OH	H
	G9	-CONHX ₁₀	optionally substituted C ₂ to C ₈ alkenyl	R _{7a} COO-	R _{2a} COO-	OH	H
	G10	-COOX ₁₀	optionally substituted C ₂ to C ₈ alkynyl	R _{7a} COO-	R _{2a} COO-	OH	H
	G11	-COX ₁₀	optionally substituted C ₂ to C ₈ alkynyl	R _{7a} COO-	R _{2a} COO-	OH	H
10	G12	-CONHX ₁₀	optionally substituted C ₂ to C ₈ alkynyl	R _{7a} COO-	R _{2a} COO-	OH	H
	H1	-COOX ₁₀	heterocyclo	R _{7a} COO-	C ₆ H ₅ COO-	OH	OH
	H2	-COX ₁₀	heterocyclo	R _{7a} COO-	C ₆ H ₅ COO-	OH	OH
	H3	-CONHX ₁₀	heterocyclo	R _{7a} COO-	C ₆ H ₅ COO-	OH	OH
	H4	-COOX ₁₀	optionally substituted C ₂ to C ₈ alkyl	R _{7a} COO-	C ₆ H ₅ COO-	OH	OH
	H5	-COX ₁₀	optionally substituted C ₂ to C ₈ alkyl	R _{7a} COO-	C ₆ H ₅ COO-	OH	OH
	H6	-CONHX ₁₀	optionally substituted C ₂ to C ₈ alkyl	R _{7a} COO-	C ₆ H ₅ COO-	OH	OH
	H7	-COOX ₁₀	optionally substituted C ₂ to C ₈ alkenyl	R _{7a} COO-	C ₆ H ₅ COO-	OH	OH

	H8	-COX ₁₀	optionally substituted C ₂ to C ₈ alkenyl	R _{7a} COO-	C ₆ H ₅ COO-	OH	OH
	H9	-CONHX ₁₀	optionally substituted C ₂ to C ₈ alkenyl	R _{7a} COO-	C ₆ H ₅ COO-	OH	OH
	H10	-COOX ₁₀	optionally substituted C ₂ to C ₈ alkynyl	R _{7a} COO-	C ₆ H ₅ COO-	OH	OH
	H11	-COX ₁₀	optionally substituted C ₂ to C ₈ alkynyl	R _{7a} COO-	C ₆ H ₅ COO-	OH	OH
5	H12	-CONHX ₁₀	optionally substituted C ₂ to C ₈ alkynyl	R _{7a} COO-	C ₆ H ₅ COO-	OH	OH
	I1	-COOX ₁₀	heterocyclo	R _{7a} COO-	R _{2a} COO-	O	OH
	I2	-COX ₁₀	heterocyclo	R _{7a} COO-	R _{2a} COO-	O	OH
	I3	-CONHX ₁₀	heterocyclo	R _{7a} COO-	R _{2a} COO-	O	OH
	I4	-COOX ₁₀	optionally substituted C ₂ to C ₈ alkyl	R _{7a} COO-	R _{2a} COO-	O	OH
10	I5	-COX ₁₀	optionally substituted C ₂ to C ₈ alkyl	R _{7a} COO-	R _{2a} COO-	O	OH
	I6	-CONHX ₁₀	optionally substituted C ₂ to C ₈ alkyl	R _{7a} COO-	R _{2a} COO-	O	OH
	I7	-COOX ₁₀	optionally substituted C ₂ to C ₈ alkenyl	R _{7a} COO-	R _{2a} COO-	O	OH
	I8	-COX ₁₀	optionally substituted C ₂ to C ₈ alkenyl	R _{7a} COO-	R _{2a} COO-	O	OH

	I9	-CONHX ₁₀	optionally substituted C ₂ to C ₈ alkenyl	R _{7a} COO-	R _{2a} COO-	O	OH
	I10	-COOX ₁₀	optionally substituted C ₂ to C ₈ alkynyl	R _{7a} COO-	R _{2a} COO-	O	OH
	I11	-COX ₁₀	optionally substituted C ₂ to C ₈ alkynyl	R _{7a} COO-	R _{2a} COO-	O	OH
	I12	-CONHX ₁₀	optionally substituted C ₂ to C ₈ alkynyl	R _{7a} COO-	R _{2a} COO-	O	OH
5	J1	-COOX ₁₀	heterocyclo	R _{7a} COO-	R _{2a} COO-	OH	OH
	J2	-COX ₁₀	heterocyclo	R _{7a} COO-	R _{2a} COO-	OH	OH
	J3	-CONHX ₁₀	heterocyclo	R _{7a} COO-	R _{2a} COO-	OH	OH
	J4	-COOX ₁₀	optionally substituted C ₂ to C ₈ alkyl	R _{7a} COO-	R _{2a} COO-	OH	OH
	J5	-COX ₁₀	optionally substituted C ₂ to C ₈ alkyl	R _{7a} COO-	R _{2a} COO-	OH	OH
10	J6	-CONHX ₁₀	optionally substituted C ₂ to C ₈ alkyl	R _{7a} COO-	R _{2a} COO-	OH	OH
	J7	-COOX ₁₀	optionally substituted C ₂ to C ₈ alkenyl	R _{7a} COO-	R _{2a} COO-	OH	OH
	J8	-COX ₁₀	optionally substituted C ₂ to C ₈ alkenyl	R _{7a} COO-	R _{2a} COO-	OH	OH
	J9	-CONHX ₁₀	optionally substituted C ₂ to C ₈ alkenyl	R _{7a} COO-	R _{2a} COO-	OH	OH

5	J10	-COOX ₁₀	optionally substituted C ₂ to C ₈ alkynyl	R _{7a} COO-	R _{2a} COO-	OH	OH
	J11	-COX ₁₀	optionally substituted C ₂ to C ₈ alkynyl	R _{7a} COO-	R _{2a} COO-	OH	OH
	J12	-CONHX ₁₀	optionally substituted C ₂ to C ₈ alkynyl	R _{7a} COO-	R _{2a} COO-	OH	OH
	K1	-COOX ₁₀	heterocyclo	R _{7a} COO-	R _{2a} COO-	R _{9a} COO-	OH
	K2	-COX ₁₀	heterocyclo	R _{7a} COO-	R _{2a} COO-	R _{9a} COO-	OH
	K3	-CONHX ₁₀	heterocyclo	R _{7a} COO-	R _{2a} COO-	R _{9a} COO-	OH
	K4	-COOX ₁₀	optionally substituted C ₂ to C ₈ alkyl	R _{7a} COO-	R _{2a} COO-	R _{9a} COO-	OH
	K5	-COX ₁₀	optionally substituted C ₂ to C ₈ alkyl	R _{7a} COO-	R _{2a} COO-	R _{9a} COO-	OH
	K6	-CONHX ₁₀	optionally substituted C ₂ to C ₈ alkyl	R _{7a} COO-	R _{2a} COO-	R _{9a} COO-	OH
	K7	-COOX ₁₀	optionally substituted C ₂ to C ₈ alkenyl	R _{7a} COO-	R _{2a} COO-	R _{9a} COO-	OH
10	K8	-COX ₁₀	optionally substituted C ₂ to C ₈ alkenyl	R _{7a} COO-	R _{2a} COO-	R _{9a} COO-	OH
	K9	-CONHX ₁₀	optionally substituted C ₂ to C ₈ alkenyl	R _{7a} COO-	R _{2a} COO-	R _{9a} COO-	OH
	K10	-COOX ₁₀	optionally substituted C ₂ to C ₈ alkynyl	R _{7a} COO-	R _{2a} COO-	R _{9a} COO-	OH

K11	-COX ₁₀	optionally substituted C ₂ to C ₈ alkynyl	R _{7a} COO-	R _{2a} COO-	R _{9a} COO-	OH
K12	-CONHX ₁₀	optionally substituted C ₂ to C ₈ alkynyl	R _{7a} COO-	R _{2a} COO-	R _{9a} COO-	OH

Example 5: *In Vitro* cytotoxicity measured by the cell colony formation assay

- Four hundred cells (HCT116) were plated in 60 mm Petri dishes containing
- 5 2.7 mL of medium (modified McCoy's 5a medium containing 10% fetal bovine serum and 100 units/mL penicillin and 100 g/mL streptomycin). The cells were incubated in a CO₂ incubator at 37 °C for 5 h for attachment to the bottom of Petri dishes. The compounds identified in Example 2 were made up fresh in medium at ten times the final concentration, and then 0.3 mL of this stock solution was
- 10 added to the 2.7 mL of medium in the dish. The cells were then incubated with drugs for 72 h at 37 °C. At the end of incubation the drug-containing media were decanted, the dishes were rinsed with 4 mL of Hank's Balance Salt Solution (HBSS), 5 mL of fresh medium was added, and the dishes were returned to the incubator for colony formation. The cell colonies were counted using a colony
- 15 counter after incubation for 7 days. Cell survival was calculated and the values of ID₅₀ (the drug concentration producing 50% inhibition of colony formation) were determined for each tested compound.

Compound	IN VITRO ID 50 (nm) HCT116
taxol	2.1
docetaxel	0.6
1351	<1
1364	<10
1372	26.1
1386	<1
1393	<1

5	1401	<1
	1418	<1
	1424	<1
	1434	<10
	1447	<10
10	1458	<10
	3069	<1
	3082	<1
	3171	<1
	3196	<10
15	3232	<1
	3327	<10
	3388	<10
	3444	<1
	3479	<1
20	3555	<10
	3560	<1
	3611	<1
	3629	<1
	3632	<1
25	3708	<1
	3713	<10
	4017	<10
	4044	<1
	4106	<10
30	4135	<1
	4175	<10
	4219	29.0
	4256	<1
	4283	<1
	4290	<10

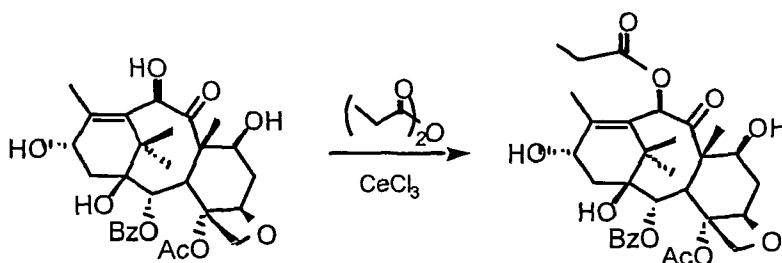
5	4312	<1
	4388	<1
	4394	<1
	4406	<1
	4446	<1
10	4499	<1
	4544	<10
	4600	<10
	4616	<1
	4737	<1
15	4757	<1
	6171	<10
	6131	<1
	5989	<10
	6141	<1
20	6181	<1
	6040	<10
	6121	<10
	6424	21.7
	6212	<1
25	6282	<10
	6252	<1
	6343	<10
	6272	<1
	6202	<1
30	4454	<1
	4414	<1
	6333	<1
	6686	<1
	6363	<10
	4787	<10

5

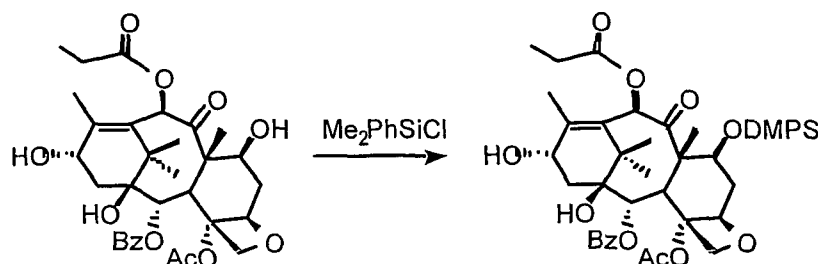
10

4828	<10
4898	<1
4939	<1
5020	<1
5030	<1
5191	<10
5202	<10
5070	<10
5080	<1
5121	21.1
5131	<10

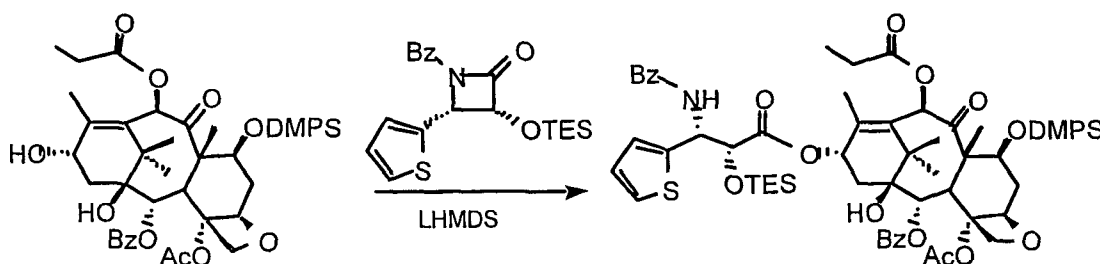
Example 6: Preparation of Taxane having C-10 Ester and C-7 Hydroxy Substituents



10-Propionyl-10-deacetyl baccatin III. To a mixture of 0.2 g (0.367 mmol) of 10-deacetyl baccatin III and 0.272 g (1.10 mmol) of CeCl_3 in 10 mL of THF at 25 °C was added 2.35 mL (18.36 mmol) of propionic anhydride. After 30 min the reaction mixture was diluted with 200 mL of EtOAc, then washed three times with 50 mL of saturated aqueous NaHCO_3 solution and brine. The organic extract was dried over Na_2SO_4 and concentrated *in vacuo*. The crude solid was purified by flash column chromatography on silica gel using 70% EtOAc/hexane as eluent to give 0.199 g (90%) of 10-propionyl-10-deacetyl baccatin III as a solid.

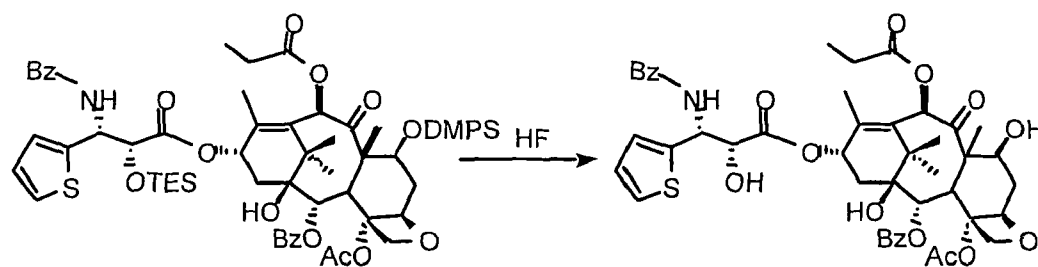


- 7-Dimethylphenylsilyl-10-propionyl-10-deacetyl baccatin III.** To a solution of 0.200 g (0.333 mmol) of 10-propionyl-10-deacetyl baccatin III in 12 mL of THF at -10 °C under a nitrogen atmosphere was added dropwise 0.668 mL (4.00 mmol) of chlorodimethyl-phenylsilane and 2.48 mL (30.64 mmol) of pyridine. After 90 min the mixture was diluted with 100 mL of a 1:1 mixture of ethyl acetate and hexane. The mixture was washed with 20 mL of saturated aqueous sodium bicarbonate solution and the organic layer separated. The aqueous layer was extracted with 30 mL of a 1:1 mixture of ethyl acetate and hexane, and the combined organic extracts were washed with brine, dried over Na₂SO₄, and concentrated *in vacuo*. The crude solid was purified by flash column chromatography on silica gel using 50% EtOAc/hexane as eluent to give 0.242 g (99%) of 7-dimethylphenylsilyl-10-propionyl-10-deacetyl baccatin III as a solid.



- 7-Dimethylphenylsilyl-2'-O-triethylsilyl-3'-desphenyl-3'-(2-thienyl)-10-propionyl-10-deacetyl taxol.** To a solution of 0.400 g (0.544 mmol) of 7-dimethylphenylsilyl-10-propionyl-10-deacetyl baccatin III in 5.5 mL of THF at -45 °C under a nitrogen atmosphere was added 0.681 mL (0.681 mmol) of a 1M solution of LHMDS in THF. After 1 h, a solution of 0.317 g (0.818 mmol) of *cis*-N-benzoyl-3-triethylsilyloxy-4-(2-thienyl) azetidin-2-one in 3 mL of THF was added slowly. The mixture was warmed to 0 °C and after 3 h 10 mL of saturated aqueous sodium bicarbonate solution was added and the mixture was extracted three times with 50 mL of ethyl acetate. The combined organic extracts were

washed with brine, dried over Na_2SO_4 , and concentrated *in vacuo*. The crude product was purified by flash column chromatography on silica gel using 40% EtOAc/hexane as eluent to give 0.531 g (87%) of 7-dimethylphenylsilyl-2'-O-triethylsilyl-3'-desphenyl-3'-(2-thienyl)-10-propionyl-10-deacetyl taxol as a solid.



- 5 **3'-Desphenyl-3'-(2-thienyl)-10-propionyl-10-deacetyl taxol.** To a solution of 0.521 g (0.464 mmol) of 7-dimethylphenylsilyl-2'-O-triethylsilyl-3'-desphenyl-3'-(2-thienyl)-10-propionyl-10-deacetyl taxol in 2 mL of CH_3CN and 2 mL of pyridine at 0 °C was added 0.5 mL of a solution of 30% HF in H_2O . After 3 h 20 mL of a saturated aqueous sodium bicarbonate solution was added and the mixture was
- 10 extracted three times with 50 mL of ethyl acetate. The combined organic extracts were washed with brine, dried over Na_2SO_4 , and concentrated *in vacuo*. The crude product was purified by flash column chromatography on silica gel using 70% EtOAc/hexane as eluent to give 0.405 g (100%) of 3'-desphenyl-3'-(2-thienyl)-10-propionyl-10-deacetyl taxol as a solid. m.p. 154-155 °C; $[\alpha]_{\text{D}}^{25} = -45.0$
- 15 (c 0.1 in CHCl_3); Anal. Calcd. for $\text{C}_{46}\text{H}_{51}\text{NO}_{14}\text{S}$: C, 63.22; H, 5.88; Found: C, 62.94; H, 5.97.

3'-Desphenyl-3'-(2-thienyl)-10-propionyl-10-deacetyl taxol ^1H NMR data (CDCl_3)

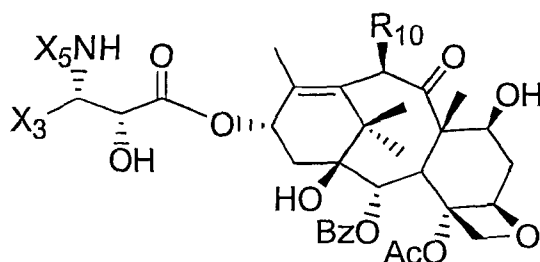
	Proton	ppm	pattern	J (Hz)
20	2'	4.78	dd	$\text{H3}'(2.1), 2'\text{OH}(4.1)$
	2'OH	3.51	d	$\text{H2}'(4.1)$
	3'	6.07	dd	$\text{NH}(8.6), \text{H2}'(2.1)$
	5'	7.04	dd	(3.5), (5.0)
	1OH	1.68	s	
25	2	5.69	d	$\text{H3}(7.0)$
	3	3.85	d	$\text{H2}(7.0)$

	4Ac	2.42	s	
	5	4.96	app d	
	6a	2.45-2.60	app m	
5	6b	1.89	ddd	H7(10.9), H5(2.5), H6a(14.5)
	7	4.42	ddd	7OH(4.2), H6a(6.8), H6b(10.8)
	7OH	2.45-2.60	app m	
	10	6.32	s	
	13	6.27	app t	H14a,b(9.0)
	14a	2.40-2.43	app m	
10	14b	2.34	dd	H14a(15.5), H13(9.0)
	Me 16	1.16	s	
	Me 17	1.25	app m	
	Me18	1.84	s	
	Me19	1.70	s	
15	20a	4.31	d	H20b(8.5)
	20b	4.22	d	H20a(8.5)
	o-benzoate	8.14-8.16	m	
	o-benzamide	7.72-7.73	m	
	NH	6.88	d	H3'(8.6)
20	CH ₃ CH ₂	1.24	t	CH ₃ CH ₂ (7.0)
	CH ₃ CH ₂	2.45-2.60	app m	

Example 7: Additional Taxanes having C-10 Ester and C-7 Hydroxy Substituents

The procedures described in Example 6 were repeated, but other suitably protected β -lactams were substituted for the β -lactam of Example 6 to prepare the series of compounds having structural formula (6) and the combinations of substituents identified in the following table.

90



(6)

Compound	X ₅	X ₃	R ₁₀
0499	tBuOCO-	isobutenyl	EtCOO-
0503	tBuOCO-	2-pyridyl	EtCOO-
5 0517	tBuOCO-	3-pyridyl	EtCOO-
0521	tBuOCO-	4-pyridyl	EtCOO-
0536	tBuOCO-	2-furyl	EtCOO-
0549	tBuOCO-	3-furyl	EtCOO-
0550	tBuOCO-	2-thienyl	EtCOO-
10 0562	tBuOCO-	3-thienyl	EtCOO-
0578	tBuOCO-	cyclopropyl	EtCOO-
0583	tBuOCO-	isopropyl	EtCOO-
0596	tBuOCO-	cyclobutyl	EtCOO-
0602	tBuOCO-	p-nitrophenyl	EtCOO-
15 0611	tBuOCO-	phenyl	EtCOO-
0625	PhCO-	isobutenyl	EtCOO-
0634	PhCO-	2-pyridyl	EtCOO-
0647	PhCO-	3-pyridyl	EtCOO-
0659	PhCO-	4-pyridyl	EtCOO-
20 0663	PhCO-	2-furyl	EtCOO-
0670	PhCO-	3-furyl	EtCOO-
0687	PhCO-	2-thienyl	EtCOO-
0691	PhCO-	3-thienyl	EtCOO-
0706	PhCO-	cyclopropyl	EtCOO-
25 0719	PhCO-	isopropyl	EtCOO-

	0720	PhCO-	cyclobutyl	EtCOO-
	0732	PhCO-	p-nitrophenyl	EtCOO-
	0748	PhCO-	phenyl	EtCOO-
5	0838	tBuOCO-	isobutenyl	cproCOO-
	0843	tBuOCO-	2-furyl	cproCOO-
	0854	tBuOCO-	2-thienyl	cproCOO-
	0860	tBuOCO-	cyclopropyl	cproCOO-
	0879	tBuOCO-	p-nitrophenyl	cproCOO-
10	0882	tBuOCO-	phenyl	cproCOO-
	0890	PhCO-	isobutenyl	cproCOO-
	0908	PhCO-	2-furyl	cproCOO-
	0919	PhCO-	2-thienyl	cproCOO-
	0923	PhCO-	cyclopropyl	cproCOO-
15	0937	PhCO-	phenyl	cproCOO-
	0947	tBuOCO-	isobutenyl	PrCOO-
	0951	tBuOCO-	2-pyridyl	PrCOO-
	0966	tBuOCO-	3-pyridyl	PrCOO-
	0978	tBuOCO-	4-pyridyl	PrCOO-
	0983	tBuOCO-	2-furyl	PrCOO-
20	0999	tBuOCO-	3-furyl	PrCOO-
	1003	tBuOCO-	2-thienyl	PrCOO-
	1011	tBuOCO-	3-thienyl	PrCOO-
	1020	tBuOCO-	cyclopropyl	PrCOO-
25	1031	tBuOCO-	isopropyl	PrCOO-
	1044	tBuOCO-	cyclobutyl	PrCOO-
	1060	tBuOCO-	phenyl	PrCOO-
	1879	tBuOCO-	isobutenyl	2-ThCOO-
	1883	tBuOCO-	2-pyridyl	2-ThCOO-
	1892	tBuOCO-	2-furyl	2-ThCOO-
30	1900	tBuOCO-	2-thienyl	2-ThCOO-
	1911	tBuOCO-	p-nitrophenyl	2-ThCOO-

5	1923	tBuOCO-	3-furyl	2-ThCOO-
	1939	tBuOCO-	3-thienyl	2-ThCOO-
	1948	tBuOCO-	3-pyridyl	2-ThCOO-
	1954	tBuOCO-	4-pyridyl	2-ThCOO-
	1964	tBuOCO-	isopropyl	2-ThCOO-
10	1970	tBuOCO-	cyclobutyl	2-ThCOO-
	1988	tBuOCO-	phenyl	2-ThCOO-
	2101	tBuOCO-	isobutenyl	2-FuCOO-
	2111	tBuOCO-	2-pyridyl	2-FuCOO-
	2124	tBuOCO-	3-pyridyl	2-FuCOO-
15	2132	tBuOCO-	4-pyridyl	2-FuCOO-
	2142	tBuOCO-	2-furyl	2-FuCOO-
	2159	tBuOCO-	3-furyl	2-FuCOO-
	2164	tBuOCO-	2-thienyl	2-FuCOO-
	2173	tBuOCO-	3-thienyl	2-FuCOO-
20	2181	tBuOCO-	isopropyl	2-FuCOO-
	2199	tBuOCO-	cyclobutyl	2-FuCOO-
	2202	tBuOCO-	p-nitrophenyl	2-FuCOO-
	2212	tBuOCO-	phenyl	2-FuCOO-
	2226	tBuOCO-	isobutenyl	iPrCOO-
25	2238	tBuOCO-	2-pyridyl	iPrCOO-
	2242	tBuOCO-	3-pyridyl	iPrCOO-
	2255	tBuOCO-	4-pyridyl	iPrCOO-
	2269	tBuOCO-	2-furyl	iPrCOO-
	2273	tBuOCO-	3-furyl	iPrCOO-
30	2287	tBuOCO-	2-thienyl	iPrCOO-
	2291	tBuOCO-	3-thienyl	iPrCOO-
	2306	tBuOCO-	isopropyl	iPrCOO-
	2319	tBuOCO-	cyclobutyl	iPrCOO-
	2320	tBuOCO-	p-nitrophenyl	iprCOO-
	2332	tBuOCO-	isobutenyl	tC ₃ H ₅ COO-

5	2348	tBuOCO-	2-pyridyl	tC ₃ H ₅ COO-
	2353	tBuOCO-	3-pyridyl	tC ₃ H ₅ COO-
	2366	tBuOCO-	4-pyridyl	tC ₃ H ₅ COO-
	2379	tBuOCO-	2-furyl	tC ₃ H ₅ COO-
	2380	tBuOCO-	3-furyl	tC ₃ H ₅ COO-
10	2392	tBuOCO-	2-thienyl	tC ₃ H ₅ COO-
	2408	tBuOCO-	3-thienyl	tC ₃ H ₅ COO-
	2413	tBuOCO-	isopropyl	tC ₃ H ₅ COO-
	2424	tBuOCO-	cyclobutyl	tC ₃ H ₅ COO-
	2439	tBuOCO-	p-nitrophenyl	tC ₃ H ₅ COO-
15	2442	tBuOCO-	phenyl	tC ₃ H ₅ COO-
	2455	tBuOCO-	isobutenyl	ibueCOO-
	2464	tBuOCO-	2-pyridyl	ibueCOO-
	2472	tBuOCO-	4-pyridyl	ibueCOO-
	2488	tBuOCO-	2-furyl	ibueCOO-
20	2499	tBuOCO-	3-furyl	ibueCOO-
	2503	tBuOCO-	2-thienyl	ibueCOO-
	2511	tBuOCO-	3-thienyl	ibueCOO-
	2520	tBuOCO-	phenyl	ibueCOO-
	2781	tBuOCO-	3-furyl	cproCOO-
25	2794	tBuOCO-	3-thienyl	cproCOO-
	2802	tBuOCO-	2-pyridyl	cproCOO-
	2813	tBuOCO-	4-pyridyl	cproCOO-
	2826	PhCO-	3-furyl	cproCOO-
	2838	PhCO-	3-thienyl	cproCOO-
30	2844	PhCO-	2-pyridyl	cproCOO-
	2855	PhCO-	4-pyridyl	cproCOO-
	2869	PhCO-	p-nitrophenyl	cproCOO-
	3053	2-FuCO-	2-thienyl	EtCOO-
	3071	iPrOCO-	2-thienyl	cproCOO-
	3096	EtOCO-	2-thienyl	PrCOO-

5	3102	iBuOCO-	2-furyl	cproCOO-
	3110	iBuOCO-	2-furyl	PrCOO-
	3129	iBuOCO-	2-thienyl	cproCOO-
	3132	nPrCO-	2-thienyl	cproCOO-
	3148	nPrCO-	2-thienyl	PrCOO-
10	3163	iBuOCO-	2-thienyl	EtCOO-
	3204	PhCO-	2-furyl	PrCOO-
	3219	nPrCO-	2-furyl	EtCOO-
	3222	nPrCO-	2-furyl	PrCOO-
	3258	PhCO-	2-thienyl	PrCOO-
15	3265	iBuOCO-	2-thienyl	PrCOO-
	3297	2-FuCO-	2-thienyl	cproCOO-
	3314	nPrCO-	2-thienyl	PrCOO-
	3352	2-FuCO-	2-thienyl	PrCOO-
	3361	iPrOCO-	2-thienyl	EtCOO-
20	3370	EtOCO-	2-thienyl	EtCOO-
	3408	2-ThCO-	2-thienyl	PrCOO-
	3417	iPrOCO-	2-furyl	PrCOO-
	3425	2-ThCO-	2-thienyl	EtCOO-
	3453	2-ThCO-	2-thienyl	cproCOO-
25	3482	PhCO-	cyclopropyl	PrCOO-
	3494	tC ₃ H ₅ CO-	2-thienyl	EtCOO-
	3513	tC ₃ H ₅ CO-	2-thienyl	cproCOO-
	3522	iPrOCO-	2-furyl	EtCOO-
	3535	EtOCO-	2-furyl	EtCOO-
30	3543	C ₄ H ₇ CO-	2-thienyl	cproCOO-
	3588	C ₄ H ₇ CO-	2-thienyl	EtCOO-
	3595	tC ₃ H ₅ CO-	2-thienyl	PrCOO-
	3603	C ₄ H ₇ CO-	2-thienyl	PrCOO-
	3644	2-ThCO-	2-furyl	EtCOO-
	3656	2-ThCO-	2-furyl	PrCOO-

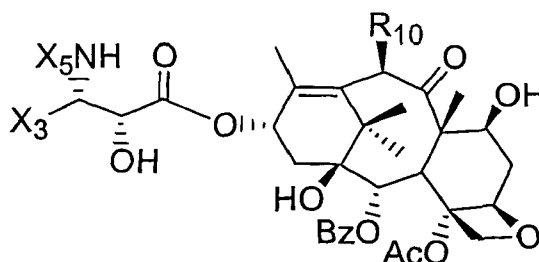
	3663	2-ThCO-	2-furyl	cproCOO-
	3677	EtOCO-	2-furyl	cproCOO-
	3686	2-FuCO-	2-furyl	PrCOO-
	3693	EtOCO-	2-furyl	PrCOO-
5	3800	C ₄ H ₇ CO-	2-furyl	PrCOO-
	3818	2-FuCO-	2-furyl	EtCOO-
	3853	iPrOCO-	2-furyl	cproCOO-
	3866	2-FuCO-	2-furyl	cproCOO-
	3909	iPrOCO-	2-thienyl	PrCOO-
10	3938	C ₄ H ₇ CO-	2-furyl	cproCOO-
	3945	C ₄ H ₇ CO-	2-furyl	EtCOO-
	3957	iBuOCO-	2-furyl	PrCOO-
	3971	tC ₃ H ₅ CO-	2-furyl	cproCOO-
	3982	tC ₃ H ₅ CO-	2-furyl	EtCOO-
15	3994	tC ₃ H ₅ CO-	2-furyl	PrCOO-
	4051	EtOCO-	2-thienyl	cproCOO-
	4062	nPrCO-	2-furyl	cproCOO-
	4112	3-PyCO-	2-thienyl	cproCOO-
	4121	3-PyCO-	2-thienyl	EtCOO-
20	4190	3-PyCO-	2-thienyl	PrCOO-
	4207	4-PyCO-	2-thienyl	EtCOO-
	4329	ibueCO-	2-thienyl	cproCOO-
	4335	ibueCO-	2-thienyl	EtCOO-
	4344	ibueCO-	2-thienyl	PrCOO-
25	4665	iBuOCO-	3-furyl	cproCOO-
	4704	iBuOCO-	3-furyl	PrCOO-
	4711	iBuOCO-	3-thienyl	EtCOO-
	4720	iBuOCO-	isobutenyl	cproCOO-
	4799	iBuOCO-	cyclopropyl	EtCOO-
30	4808	iBuOCO-	cyclopropyl	nPrCOO-
	4834	iBuOCO-	3-thienyl	nPrCOO-

5	4888	tC ₃ H ₅ CO-	3-furyl	EtCOO-
	4919	tC ₃ H ₅ CO-	3-furyl	nPrCOO-
	4944	tC ₃ H ₅ CO-	3-furyl	cproCOO-
	5011	iBuOCO-	3-thienyl	cproCOO-
	5040	tC ₃ H ₅ CO-	3-thienyl	cproCOO-
10	5065	iBuOCO-	isobutenyl	EtCOO-
	5144	iBuOCO-	isobutenyl	nPrCOO-
	5232	iBuOCO-	cyclopropyl	cproCOO-
	5495	tBuOCO-	3-furyl	EtCOO-
	6522	tAmOCO-	2-furyl	EtCOO-

Example 8: Additional Taxanes having C-10 Ester and C-7 Hydroxy Substituents

Following the processes described in Example 6 and elsewhere herein, the following specific taxanes having structural formula (7) may be prepared wherein R₁₀ is as previously defined, including wherein R₁₀ is R_aCOO- and R_a is

- 15 (i) substituted or unsubstituted C₂ to C₈ alkyl such as ethyl, or straight, branched or cyclic propyl, butyl, pentyl, or hexyl; (ii) substituted or unsubstituted C₂ to C₈ alkenyl such as ethenyl or straight, branched or cyclic propenyl, butenyl, pentenyl or hexenyl; (iii) substituted or unsubstituted C₂ to C₈ alkynyl such as ethynyl or straight or branched propynyl, butynyl, pentynyl, or hexynyl; (iv) substituted or
- 20 unsubstituted phenyl, or (v) substituted or unsubstituted heteroaromatic such as furyl, thienyl, or pyridyl. The substituents may be those identified elsewhere herein for substituted hydrocarbonyl. In one embodiment, R₁₀ may be R_{10a}COO- wherein R_{10a} is ethyl, straight, branched or cyclic propyl, straight or branched propenyl, isobutenyl, furyl or thienyl.



(7)

	X_5	X_3	R_{10}
	tBuOCO-	2-furyl	$R_a\text{COO-}$
	tBuOCO-	3-furyl	$R_a\text{COO-}$
	tBuOCO-	2-thienyl	$R_a\text{COO-}$
5	tBuOCO-	3-thienyl	$R_a\text{COO-}$
	tBuOCO-	2-pyridyl	$R_a\text{COO-}$
	tBuOCO-	3-pyridyl	$R_a\text{COO-}$
	tBuOCO-	4-pyridyl	$R_a\text{COO-}$
	tBuOCO-	isobutenyl	$R_a\text{COO-}$
10	tBuOCO-	isopropyl	$R_a\text{COO-}$
	tBuOCO-	cyclopropyl	$R_a\text{COO-}$
	tBuOCO-	cyclobutyl	$R_a\text{COO-}$
	tBuOCO-	cyclopentyl	$R_a\text{COO-}$
	tBuOCO-	phenyl	$R_a\text{COO-}$
15	benzoyl	2-furyl	$R_a\text{COO-}$
	benzoyl	3-furyl	$R_a\text{COO-}$
	benzoyl	2-thienyl	$R_a\text{COO-}$
	benzoyl	3-thienyl	$R_a\text{COO-}$
	benzoyl	2-pyridyl	$R_a\text{COO-}$
20	benzoyl	3-pyridyl	$R_a\text{COO-}$
	benzoyl	4-pyridyl	$R_a\text{COO-}$
	benzoyl	isobutenyl	$R_a\text{COO-}$
	benzoyl	isopropyl	$R_a\text{COO-}$
	benzoyl	cyclopropyl	$R_a\text{COO-}$
25	benzoyl	cyclobutyl	$R_a\text{COO-}$
	benzoyl	cyclopentyl	$R_a\text{COO-}$
	benzoyl	phenyl	$R_a\text{COO-}$
	2-FuCO-	2-furyl	$R_a\text{COO-}$
	2-FuCO-	3-furyl	$R_a\text{COO-}$
30	2-FuCO-	2-thienyl	$R_a\text{COO-}$
	2-FuCO-	3-thienyl	$R_a\text{COO-}$

5	2-FuCO-	2-pyridyl	R _a COO-
	2-FuCO-	3-pyridyl	R _a COO-
	2-FuCO-	4-pyridyl	R _a COO-
	2-FuCO-	isobutenyl	R _a COO-
	2-FuCO-	isopropyl	R _a COO-
10	2-FuCO-	cyclopropyl	R _a COO-
	2-FuCO-	cyclobutyl	R _a COO-
	2-FuCO-	cyclopentyl	R _a COO-
	2-FuCO-	phenyl	R _a COO-
	2-ThCO-	2-furyl	R _a COO-
15	2-ThCO-	3-furyl	R _a COO-
	2-ThCO-	2-thienyl	R _a COO-
	2-ThCO-	3-thienyl	R _a COO-
	2-ThCO-	2-pyridyl	R _a COO-
	2-ThCO-	3-pyridyl	R _a COO-
20	2-ThCO-	4-pyridyl	R _a COO-
	2-ThCO-	isobutenyl	R _a COO-
	2-ThCO-	isopropyl	R _a COO-
	2-ThCO-	cyclopropyl	R _a COO-
	2-ThCO-	cyclobutyl	R _a COO-
25	2-ThCO-	cyclopentyl	R _a COO-
	2-ThCO-	phenyl	R _a COO-
	2-PyCO-	2-furyl	R _a COO-
	2-PyCO-	3-furyl	R _a COO-
	2-PyCO-	2-thienyl	R _a COO-
30	2-PyCO-	3-thienyl	R _a COO-
	2-PyCO-	2-pyridyl	R _a COO-
	2-PyCO-	3-pyridyl	R _a COO-
	2-PyCO-	4-pyridyl	R _a COO-
	2-PyCO-	isobutenyl	R _a COO-
	2-PyCO-	isopropyl	R _a COO-

5	2-PyCO-	cyclopropyl	R _a COO-
	2-PyCO-	cyclobutyl	R _a COO-
	2-PyCO-	cyclopentyl	R _a COO-
	2-PyCO-	phenyl	R _a COO-
	3-PyCO-	2-furyl	R _a COO-
10	3-PyCO-	3-furyl	R _a COO-
	3-PyCO-	2-thienyl	R _a COO-
	3-PyCO-	3-thienyl	R _a COO-
	3-PyCO-	2-pyridyl	R _a COO-
	3-PyCO-	3-pyridyl	R _a COO-
15	3-PyCO-	4-pyridyl	R _a COO-
	3-PyCO-	isobutenyl	R _a COO-
	3-PyCO-	isopropyl	R _a COO-
	3-PyCO-	cyclopropyl	R _a COO-
	3-PyCO-	cyclobutyl	R _a COO-
20	3-PyCO-	cyclopentyl	R _a COO-
	3-PyCO-	phenyl	R _a COO-
	4-PyCO-	2-furyl	R _a COO-
	4-PyCO-	3-furyl	R _a COO-
	4-PyCO-	2-thienyl	R _a COO-
25	4-PyCO-	3-thienyl	R _a COO-
	4-PyCO-	2-pyridyl	R _a COO-
	4-PyCO-	3-pyridyl	R _a COO-
	4-PyCO-	4-pyridyl	R _a COO-
	4-PyCO-	isobutenyl	R _a COO-
30	4-PyCO-	isopropyl	R _a COO-
	4-PyCO-	cyclopropyl	R _a COO-
	4-PyCO-	cyclobutyl	R _a COO-
	4-PyCO-	cyclopentyl	R _a COO-
	4-PyCO-	phenyl	R _a COO-
	C ₄ H ₇ CO-	2-furyl	R _a COO-

5	C ₄ H ₇ CO-	3-furyl	R _a COO-
	C ₄ H ₇ CO-	2-thienyl	R _a COO-
	C ₄ H ₇ CO-	3-thienyl	R _a COO-
	C ₄ H ₇ CO-	2-pyridyl	R _a COO-
	C ₄ H ₇ CO-	3-pyridyl	R _a COO-
	C ₄ H ₇ CO-	4-pyridyl	R _a COO-
	C ₄ H ₇ CO-	isobutenyl	R _a COO-
	C ₄ H ₇ CO-	isopropyl	R _a COO-
10	C ₄ H ₇ CO-	cyclopropyl	R _a COO-
	C ₄ H ₇ CO-	cyclobutyl	R _a COO-
	C ₄ H ₇ CO-	cyclopentyl	R _a COO-
	C ₄ H ₇ CO-	phenyl	R _a COO-
	EtOCO-	2-furyl	R _a COO-
15	EtOCO-	3-furyl	R _a COO-
	EtOCO-	2-thienyl	R _a COO-
	EtOCO-	3-thienyl	R _a COO-
	EtOCO-	2-pyridyl	R _a COO-
	EtOCO-	3-pyridyl	R _a COO-
	EtOCO-	4-pyridyl	R _a COO-
20	EtOCO-	isobutenyl	R _a COO-
	EtOCO-	isopropyl	R _a COO-
	EtOCO-	cyclopropyl	R _a COO-
	EtOCO-	cyclobutyl	R _a COO-
	EtOCO-	cyclopentyl	R _a COO-
25	EtOCO-	phenyl	R _a COO-
	ibueCO-	2-furyl	R _a COO-
	ibueCO-	3-furyl	R _a COO-
	ibueCO-	2-thienyl	R _a COO-
30	ibueCO-	3-thienyl	R _a COO-
	ibueCO-	2-pyridyl	R _a COO-
	ibueCO-	3-pyridyl	R _a COO-
	ibueCO-		

5	ibueCO-	4-pyridyl	R _a COO-
	ibueCO-	isobutenyl	R _a COO-
	ibueCO-	isopropyl	R _a COO-
	ibueCO-	cyclopropyl	R _a COO-
	ibueCO-	cyclobutyl	R _a COO-
10	ibueCO-	cyclopentyl	R _a COO-
	ibueCO-	phenyl	R _a COO-
	iBuCO-	2-furyl	R _a COO-
	iBuCO-	3-furyl	R _a COO-
	iBuCO-	2-thienyl	R _a COO-
15	iBuCO-	3-thienyl	R _a COO-
	iBuCO-	2-pyridyl	R _a COO-
	iBuCO-	3-pyridyl	R _a COO-
	iBuCO-	4-pyridyl	R _a COO-
	iBuCO-	isobutenyl	R _a COO-
20	iBuCO-	isopropyl	R _a COO-
	iBuCO-	cyclopropyl	R _a COO-
	iBuCO-	cyclobutyl	R _a COO-
	iBuCO-	cyclopentyl	R _a COO-
	iBuCO-	phenyl	R _a COO-
25	iBuOCO-	2-furyl	R _a COO-
	iBuOCO-	3-furyl	R _a COO-
	iBuOCO-	2-thienyl	R _a COO-
	iBuOCO-	3-thienyl	R _a COO-
	iBuOCO-	2-pyridyl	R _a COO-
30	iBuOCO-	3-pyridyl	R _a COO-
	iBuOCO-	4-pyridyl	R _a COO-
	iBuOCO-	isobutenyl	R _a COO-
	iBuOCO-	isopropyl	R _a COO-
	iBuOCO-	cyclopropyl	R _a COO-
	iBuOCO-	cyclobutyl	R _a COO-

5	iBuOCO-	cyclopentyl	R _a COO-
	iBuCO-	phenyl	R _a COO-
	iPrOCO-	2-furyl	R _a COO-
	iPrOCO-	3-furyl	R _a COO-
	iPrOCO-	2-thienyl	R _a COO-
10	iPrOCO-	3-thienyl	R _a COO-
	iPrOCO-	2-pyridyl	R _a COO-
	iPrOCO-	3-pyridyl	R _a COO-
	iPrOCO-	4-pyridyl	R _a COO-
	iPrOCO-	isobutenyl	R _a COO-
15	iPrOCO-	isopropyl	R _a COO-
	iPrOCO-	cyclopropyl	R _a COO-
	iPrOCO-	cyclobutyl	R _a COO-
	iPrOCO-	cyclopentyl	R _a COO-
	iPrOCO-	phenyl	R _a COO-
20	nPrOCO-	2-furyl	R _a COO-
	nPrOCO-	3-furyl	R _a COO-
	nPrOCO-	2-thienyl	R _a COO-
	nPrOCO-	3-thienyl	R _a COO-
	nPrOCO-	2-pyridyl	R _a COO-
25	nPrOCO-	3-pyridyl	R _a COO-
	nPrOCO-	4-pyridyl	R _a COO-
	nPrOCO-	isobutenyl	R _a COO-
	nPrOCO-	isopropyl	R _a COO-
	nPrOCO-	cyclopropyl	R _a COO-
30	nPrOCO-	cyclobutyl	R _a COO-
	nPrOCO-	cyclopentyl	R _a COO-
	nPrOCO-	phenyl	R _a COO-
	nPrCO-	2-furyl	R _a COO-
	nPrCO-	3-furyl	R _a COO-
	nPrCO-	2-thienyl	R _a COO-

5	nPrCO-	3-thienyl	R _a COO-
	nPrCO-	2-pyridyl	R _a COO-
	nPrCO-	3-pyridyl	R _a COO-
	nPrCO-	4-pyridyl	R _a COO-
	nPrCO-	isobutenyl	R _a COO-
10	nPrCO-	isopropyl	R _a COO-
	nPrCO-	cyclopropyl	R _a COO-
	nPrCO-	cyclobutyl	R _a COO-
	nPrCO-	cyclopentyl	R _a COO-
	nPrOCO-	phenyl	R _a COO-
15	tBuOCO-	cyclopentyl	EtCOO-
	benzoyl	cyclopentyl	EtCOO-
	2-FuCO-	3-furyl	EtCOO-
	2-FuCO-	3-thienyl	EtCOO-
	2-FuCO-	2-pyridyl	EtCOO-
20	2-FuCO-	3-pyridyl	EtCOO-
	2-FuCO-	4-pyridyl	EtCOO-
	2-FuCO-	isobutenyl	EtCOO-
	2-FuCO-	isopropyl	EtCOO-
	2-FuCO-	cyclopropyl	EtCOO-
25	2-FuCO-	cyclobutyl	EtCOO-
	2-FuCO-	cyclopentyl	EtCOO-
	2-FuCO-	phenyl	EtCOO-
	2-ThCO-	3-furyl	EtCOO-
	2-ThCO-	3-thienyl	EtCOO-
30	2-ThCO-	2-pyridyl	EtCOO-
	2-ThCO-	3-pyridyl	EtCOO-
	2-ThCO-	4-pyridyl	EtCOO-
	2-ThCO-	isobutenyl	EtCOO-
	2-ThCO-	isopropyl	EtCOO-
	2-ThCO-	cyclopropyl	EtCOO-

5	2-ThCO-	cyclobutyl	EtCOO-
	2-ThCO-	cyclopentyl	EtCOO-
	2-ThCO-	phenyl	EtCOO-
	2-PyCO-	2-furyl	EtCOO-
	2-PyCO-	3-furyl	EtCOO-
10	2-PyCO-	2-thienyl	EtCOO-
	2-PyCO-	3-thienyl	EtCOO-
	2-PyCO-	2-pyridyl	EtCOO-
	2-PyCO-	3-pyridyl	EtCOO-
	2-PyCO-	4-pyridyl	EtCOO-
15	2-PyCO-	isobutenyl	EtCOO-
	2-PyCO-	isopropyl	EtCOO-
	2-PyCO-	cyclopropyl	EtCOO-
	2-PyCO-	cyclobutyl	EtCOO-
	2-PyCO-	cyclopentyl	EtCOO-
20	2-PyCO-	phenyl	EtCOO-
	3-PyCO-	2-furyl	EtCOO-
	3-PyCO-	3-furyl	EtCOO-
	3-PyCO-	3-thienyl	EtCOO-
	3-PyCO-	2-pyridyl	EtCOO-
25	3-PyCO-	3-pyridyl	EtCOO-
	3-PyCO-	4-pyridyl	EtCOO-
	3-PyCO-	isobutenyl	EtCOO-
	3-PyCO-	isopropyl	EtCOO-
	3-PyCO-	cyclopropyl	EtCOO-
30	3-PyCO-	cyclobutyl	EtCOO-
	3-PyCO-	cyclopentyl	EtCOO-
	3-PyCO-	phenyl	EtCOO-
	4-PyCO-	2-furyl	EtCOO-
	4-PyCO-	3-furyl	EtCOO-
	4-PyCO-	3-thienyl	EtCOO-

5	4-PyCO-	2-pyridyl	EtCOO-
	4-PyCO-	3-pyridyl	EtCOO-
	4-PyCO-	4-pyridyl	EtCOO-
	4-PyCO-	isobutenyl	EtCOO-
	4-PyCO-	isopropyl	EtCOO-
10	4-PyCO-	cyclopropyl	EtCOO-
	4-PyCO-	cyclobutyl	EtCOO-
	4-PyCO-	cyclopentyl	EtCOO-
	4-PyCO-	phenyl	EtCOO-
	C ₄ H ₇ CO-	3-furyl	EtCOO-
15	C ₄ H ₇ CO-	3-thienyl	EtCOO-
	C ₄ H ₇ CO-	2-pyridyl	EtCOO-
	C ₄ H ₇ CO-	3-pyridyl	EtCOO-
	C ₄ H ₇ CO-	4-pyridyl	EtCOO-
	C ₄ H ₇ CO-	isobutenyl	EtCOO-
20	C ₄ H ₇ CO-	isopropyl	EtCOO-
	C ₄ H ₇ CO-	cyclopropyl	EtCOO-
	C ₄ H ₇ CO-	cyclobutyl	EtCOO-
	C ₄ H ₇ CO-	cyclopentyl	EtCOO-
	C ₄ H ₇ CO-	phenyl	EtCOO-
25	EtOCO-	3-furyl	EtCOO-
	EtOCO-	3-thienyl	EtCOO-
	EtOCO-	2-pyridyl	EtCOO-
	EtOCO-	3-pyridyl	EtCOO-
	EtOCO-	4-pyridyl	EtCOO-
30	EtOCO-	isobutenyl	EtCOO-
	EtOCO-	isopropyl	EtCOO-
	EtOCO-	cyclopropyl	EtCOO-
	EtOCO-	cyclobutyl	EtCOO-
	EtOCO-	cyclopentyl	EtCOO-
	EtOCO-	phenyl	EtCOO-

5	ibueCO-	2-furyl	EtCOO-
	ibueCO-	3-furyl	EtCOO-
	ibueCO-	3-thienyl	EtCOO-
	ibueCO-	2-pyridyl	EtCOO-
	ibueCO-	3-pyridyl	EtCOO-
10	ibueCO-	4-pyridyl	EtCOO-
	ibueCO-	isobutenyl	EtCOO-
	ibueCO-	isopropyl	EtCOO-
	ibueCO-	cyclopropyl	EtCOO-
	ibueCO-	cyclobutyl	EtCOO-
15	ibueCO-	cyclopentyl	EtCOO-
	ibueCO-	phenyl	EtCOO-
	iBuCO-	2-furyl	EtCOO-
	iBuCO-	3-furyl	EtCOO-
	iBuCO-	2-thienyl	EtCOO-
20	iBuCO-	3-thienyl	EtCOO-
	iBuCO-	2-pyridyl	EtCOO-
	iBuCO-	3-pyridyl	EtCOO-
	iBuCO-	4-pyridyl	EtCOO-
	iBuCO-	isobutenyl	EtCOO-
25	iBuCO-	isopropyl	EtCOO-
	iBuCO-	cyclopropyl	EtCOO-
	iBuCO-	cyclobutyl	EtCOO-
	iBuCO-	cyclopentyl	EtCOO-
	iBuCO-	phenyl	EtCOO-
30	iBuOCO-	2-furyl	EtCOO-
	iBuOCO-	2-pyridyl	EtCOO-
	iBuOCO-	3-pyridyl	EtCOO-
	iBuOCO-	4-pyridyl	EtCOO-
	iBuOCO-	isopropyl	EtCOO-
	iBuOCO-	cyclobutyl	EtCOO-

5	iBuOCO-	cyclopentyl	EtCOO-
	iBuCO-	phenyl	EtCOO-
	iPrOCO-	3-furyl	EtCOO-
	iPrOCO-	3-thienyl	EtCOO-
	iPrOCO-	2-pyridyl	EtCOO-
10	iPrOCO-	3-pyridyl	EtCOO-
	iPrOCO-	4-pyridyl	EtCOO-
	iPrOCO-	isobutenyl	EtCOO-
	iPrOCO-	isopropyl	EtCOO-
	iPrOCO-	cyclopropyl	EtCOO-
15	iPrOCO-	cyclobutyl	EtCOO-
	iPrOCO-	cyclopentyl	EtCOO-
	iPrOCO-	phenyl	EtCOO-
	nPrOCO-	2-furyl	EtCOO-
	nPrOCO-	3-furyl	EtCOO-
20	nPrOCO-	2-thienyl	EtCOO-
	nPrOCO-	3-thienyl	EtCOO-
	nPrOCO-	2-pyridyl	EtCOO-
	nPrOCO-	3-pyridyl	EtCOO-
	nPrOCO-	4-pyridyl	EtCOO-
25	nPrOCO-	isobutenyl	EtCOO-
	nPrOCO-	isopropyl	EtCOO-
	nPrOCO-	cyclopropyl	EtCOO-
	nPrOCO-	cyclobutyl	EtCOO-
	nPrOCO-	cyclopentyl	EtCOO-
30	nPrOCO-	phenyl	EtCOO-
	nPrCO-	3-furyl	EtCOO-
	nPrCO-	3-thienyl	EtCOO-
	nPrCO-	2-pyridyl	EtCOO-
	nPrCO-	3-pyridyl	EtCOO-
	nPrCO-	4-pyridyl	EtCOO-

	nPrCO-	isobutenyl	EtCOO-
	nPrCO-	isopropyl	EtCOO-
	nPrCO-	cyclopropyl	EtCOO-
	nPrCO-	cyclobutyl	EtCOO-
5	nPrCO-	cyclopentyl	EtCOO-
	nPrOCO-	phenyl	EtCOO-

Example 9: Additional Taxanes having C-10 Ester and C-7 Hydroxy Substituents

Following the processes described in Example 6 and elsewhere herein, the following specific taxanes having structural formula (8) may be prepared, wherein

10 R_7 is hydroxy and R_{10} in each of the series (that is, each of series "A" through "K") is as previously defined, including wherein R_{10} is $R_{10a}COO-$ and R_{10a} is

(i) substituted or unsubstituted, preferably unsubstituted, C_2 to C_8 alkyl (straight, branched or cyclic), such as ethyl, propyl, butyl, pentyl, or hexyl; (ii) substituted or unsubstituted, preferably unsubstituted, C_2 to C_8 alkenyl (straight, branched or

15 cyclic), such as ethenyl, propenyl, butenyl, pentenyl or hexenyl; (iii) substituted or unsubstituted, preferably unsubstituted, C_2 to C_8 alkynyl (straight or branched) such as ethynyl, propynyl, butynyl, pentynyl, or hexynyl; (iv) substituted or unsubstituted, preferably unsubstituted, phenyl; or (v) substituted or unsubstituted, preferably unsubstituted, heteroaromatic such as furyl, thienyl, or

20 pyridyl.

In the "A" series of compounds, X_{10} is as otherwise as defined herein. Preferably, heterocyclo is substituted or unsubstituted furyl, thienyl, or pyridyl, X_{10} is substituted or unsubstituted furyl, thienyl, pyridyl, phenyl, or lower alkyl (e.g., tert-butyl), and R_7 and R_{10} each have the beta stereochemical configuration.

25 In the "B" series of compounds, X_{10} and R_{2a} are as otherwise as defined herein. Preferably, heterocyclo is preferably substituted or unsubstituted furyl, thienyl, or pyridyl, X_{10} is preferably substituted or unsubstituted furyl, thienyl, pyridyl, phenyl, or lower alkyl (e.g., tert-butyl), R_{2a} is preferably substituted or unsubstituted furyl, thienyl, pyridyl, phenyl, or lower alkyl, and R_7 and R_{10} each

30 have the beta stereochemical configuration.

In the "C" series of compounds, X_{10} and R_{9a} are as otherwise as defined herein. Preferably, heterocyclo is preferably substituted or unsubstituted furyl, thienyl, or pyridyl, X_{10} is preferably substituted or unsubstituted furyl, thienyl, pyridyl, phenyl, or lower alkyl (e.g., tert-butyl), R_{9a} is preferably substituted or

unsubstituted furyl, thienyl, pyridyl, phenyl, or lower alkyl, and R_7 , R_9 and R_{10} each have the beta stereochemical configuration.

In the "D" and "E" series of compounds, X_{10} is as otherwise as defined herein. Preferably, heterocyclo is preferably substituted or unsubstituted furyl, thienyl, or pyridyl, X_{10} is preferably substituted or unsubstituted furyl, thienyl, pyridyl, phenyl, or lower alkyl (e.g., tert-butyl), and R_7 , R_9 (series D only) and R_{10} each have the beta stereochemical configuration.

In the "F" series of compounds, X_{10} , R_{2a} and R_{9a} are as otherwise as defined herein. Preferably, heterocyclo is preferably substituted or unsubstituted furyl, thienyl, or pyridyl, X_{10} is preferably substituted or unsubstituted furyl, thienyl, pyridyl, phenyl, or lower alkyl (e.g., tert-butyl), R_{2a} is preferably substituted or unsubstituted furyl, thienyl, pyridyl, phenyl, or lower alkyl, and R_7 , R_9 and R_{10} each have the beta stereochemical configuration.

In the "G" series of compounds, X_{10} and R_{2a} are as otherwise as defined herein. Preferably, heterocyclo is preferably substituted or unsubstituted furyl, thienyl, or pyridyl, X_{10} is preferably substituted or unsubstituted furyl, thienyl, pyridyl, phenyl, or lower alkyl (e.g., tert-butyl), R_{2a} is preferably substituted or unsubstituted furyl, thienyl, pyridyl, phenyl, or lower alkyl, and R_7 , R_9 and R_{10} each have the beta stereochemical configuration.

In the "H" series of compounds, X_{10} is as otherwise as defined herein. Preferably, heterocyclo is preferably substituted or unsubstituted furyl, thienyl, or pyridyl, X_{10} is preferably substituted or unsubstituted furyl, thienyl, pyridyl, phenyl, or lower alkyl (e.g., tert-butyl), R_{2a} is preferably substituted or unsubstituted furyl, thienyl, pyridyl, phenyl, or lower alkyl, and R_7 and R_{10} each have the beta stereochemical configuration.

In the "I" series of compounds, X_{10} and R_{2a} are as otherwise as defined herein. Preferably, heterocyclo is preferably substituted or unsubstituted furyl, thienyl, or pyridyl, X_{10} is preferably substituted or unsubstituted furyl, thienyl, pyridyl, phenyl, or lower alkyl (e.g., tert-butyl), R_{2a} is preferably substituted or unsubstituted furyl, thienyl, pyridyl, phenyl, or lower alkyl, and R_7 and R_{10} each have the beta stereochemical configuration.

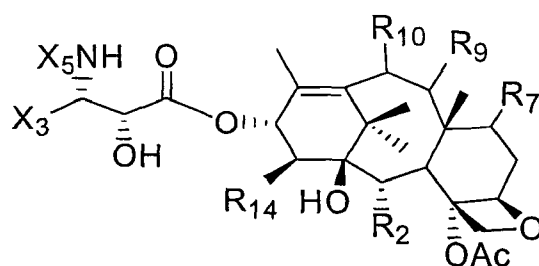
In the "J" series of compounds, X_{10} and R_{2a} are as otherwise as defined herein. Preferably, heterocyclo is preferably substituted or unsubstituted furyl, thienyl, or pyridyl, X_{10} is preferably substituted or unsubstituted furyl, thienyl, pyridyl, phenyl, or lower alkyl (e.g., tert-butyl), R_{2a} is preferably substituted or

unsubstituted furyl, thienyl, pyridyl, phenyl, or lower alkyl, and R_7 , R_9 and R_{10} each have the beta stereochemical configuration.

In the "K" series of compounds, X_{10} , R_{2a} and R_{9a} are as otherwise as defined herein. Preferably, heterocyclo is preferably substituted or unsubstituted
 5 furyl, thienyl, or pyridyl, X_{10} is preferably substituted or unsubstituted furyl, thienyl, pyridyl, phenyl, or lower alkyl (e.g., tert-butyl), R_{2a} is preferably substituted or unsubstituted furyl, thienyl, pyridyl, phenyl, or lower alkyl, and R_7 , R_9 and R_{10} each have the beta stereochemical configuration.

Any substituents of each X_3 , X_5 , R_2 , R_9 , R_{10} may be hydrocarbonyl or any of
 10 the heteroatom containing substituents selected from the group consisting of heterocyclo, alkoxy, alkenoxy, alkynoxy, aryloxy, hydroxy, protected hydroxy, keto, acyloxy, nitro, amino, amido, thiol, ketal, acetal, ester and ether moieties, but not phosphorous containing moieties.

15



(8)

20

Series	X_5	X_3	R_{10}	R_2	R_9	R_{14}
A1	$-\text{COOX}_{10}$	heterocyclo	$R_{10a}\text{COO}-$	$\text{C}_6\text{H}_5\text{COO}-$	O	H
A2	$-\text{COX}_{10}$	heterocyclo	$R_{10a}\text{COO}-$	$\text{C}_6\text{H}_5\text{COO}-$	O	H
A3	$-\text{CONHX}_{10}$	heterocyclo	$R_{10a}\text{COO}-$	$\text{C}_6\text{H}_5\text{COO}-$	O	H
A4	$-\text{COOX}_{10}$	optionally substituted C_2 to C_8 alkyl	$R_{10a}\text{COO}-$	$\text{C}_6\text{H}_5\text{COO}-$	O	H
A5	$-\text{COX}_{10}$	optionally substituted C_2 to C_8 alkyl	$R_{10a}\text{COO}-$	$\text{C}_6\text{H}_5\text{COO}-$	O	H
A6	$-\text{CONHX}_{10}$	optionally substituted C_2 to C_8 alkyl	$R_{10a}\text{COO}-$	$\text{C}_6\text{H}_5\text{COO}-$	O	H

5	A7	-COOX ₁₀	optionally substituted C ₂ to C ₈ alkenyl	R _{10a} COO-	C ₆ H ₅ COO-	O	H
	A8	-COX ₁₀	optionally substituted C ₂ to C ₈ alkenyl	R _{10a} COO-	C ₆ H ₅ COO-	O	H
	A9	-CONHX ₁₀	optionally substituted C ₂ to C ₈ alkenyl	R _{10a} COO-	C ₆ H ₅ COO-	O	H
	A10	-COOX ₁₀	optionally substituted C ₂ to C ₈ alkynyl	R _{10a} COO-	C ₆ H ₅ COO-	O	H
	A11	-COX ₁₀	optionally substituted C ₂ to C ₈ alkynyl	R _{10a} COO-	C ₆ H ₅ COO-	O	H
	A12	-CONHX ₁₀	optionally substituted C ₂ to C ₈ alkynyl	R _{10a} COO-	C ₆ H ₅ COO-	O	H
10	B1	-COOX ₁₀	heterocyclo	R _{10a} COO-	R _{2a} COO-	O	H
	B2	-COX ₁₀	heterocyclo	R _{10a} COO-	R _{2a} COO-	O	H
	B3	-CONHX ₁₀	heterocyclo	R _{10a} COO-	R _{2a} COO-	O	H
	B4	-COOX ₁₀	optionally substituted C ₂ to C ₈ alkyl	R _{10a} COO-	R _{2a} COO-	O	H
	B5	-COX ₁₀	optionally substituted C ₂ to C ₈ alkyl	R _{10a} COO-	R _{2a} COO-	O	H
	B6	-CONHX ₁₀	optionally substituted C ₂ to C ₈ alkyl	R _{10a} COO-	R _{2a} COO-	O	H
15	B7	-COOX ₁₀	optionally substituted C ₂ to C ₈ alkenyl	R _{10a} COO-	R _{2a} COO-	O	H
	B8	-COX ₁₀	optionally substituted C ₂ to C ₈ alkenyl	R _{10a} COO-	R _{2a} COO-	O	H
	B9	-CONHX ₁₀	optionally substituted C ₂ to C ₈ alkenyl	R _{10a} COO-	R _{2a} COO-	O	H
	B10	-COOX ₁₀	optionally substituted C ₂ to C ₈ alkynyl	R _{10a} COO-	R _{2a} COO-	O	H

5	B11	-COX ₁₀	optionally substituted C ₂ to C ₈ alkynyl	R _{10a} COO-	R _{2a} COO-	O	H
	B12	-CONHX ₁₀	optionally substituted C ₂ to C ₈ alkynyl	R _{10a} COO-	R _{2a} COO-	O	H
	C1	-COOX ₁₀	heterocyclo	R _{10a} COO-	C ₆ H ₅ COO-	R _{9a} COO-	H
	C2	-COX ₁₀	heterocyclo	R _{10a} COO-	C ₆ H ₅ COO-	R _{9a} COO-	H
	C3	-CONHX ₁₀	heterocyclo	R _{10a} COO-	C ₆ H ₅ COO-	R _{9a} COO-	H
	C4	-COOX ₁₀	optionally substituted C ₂ to C ₈ alkyl	R _{10a} COO-	C ₆ H ₅ COO-	R _{9a} COO-	H
	C5	-COX ₁₀	optionally substituted C ₂ to C ₈ alkyl	R _{10a} COO-	C ₆ H ₅ COO-	R _{9a} COO-	H
	C6	-CONHX ₁₀	optionally substituted C ₂ to C ₈ alkyl	R _{10a} COO-	C ₆ H ₅ COO-	R _{9a} COO-	H
	C7	-COOX ₁₀	optionally substituted C ₂ to C ₈ alkenyl	R _{10a} COO-	C ₆ H ₅ COO-	R _{9a} COO-	H
	C8	-COX ₁₀	optionally substituted C ₂ to C ₈ alkenyl	R _{10a} COO-	C ₆ H ₅ COO-	R _{9a} COO-	H
	C9	-CONHX ₁₀	optionally substituted C ₂ to C ₈ alkenyl	R _{10a} COO-	C ₆ H ₅ COO-	R _{9a} COO-	H
	C10	-COOX ₁₀	optionally substituted C ₂ to C ₈ alkynyl	R _{10a} COO-	C ₆ H ₅ COO-	R _{9a} COO-	H
10	C11	-COX ₁₀	optionally substituted C ₂ to C ₈ alkynyl	R _{10a} COO-	C ₆ H ₅ COO-	R _{9a} COO-	H
	C12	-CONHX ₁₀	optionally substituted C ₂ to C ₈ alkynyl	R _{10a} COO-	C ₆ H ₅ COO-	R _{9a} COO-	H
	D1	-COOX ₁₀	heterocyclo	R _{10a} COO-	C ₆ H ₅ COO-	OH	H
	D2	-COX ₁₀	heterocyclo	R _{10a} COO-	C ₆ H ₅ COO-	OH	H
15	D3	-CONHX ₁₀	heterocyclo	R _{10a} COO-	C ₆ H ₅ COO-	OH	H

5	D4	-COOX ₁₀	optionally substituted C ₂ to C ₈ alkyl	R _{10a} COO-	C ₆ H ₅ COO-	OH	H
	D5	-COX ₁₀	optionally substituted C ₂ to C ₈ alkyl	R _{10a} COO-	C ₆ H ₅ COO-	OH	H
	D6	-CONHX ₁₀	optionally substituted C ₂ to C ₈ alkyl	R _{10a} COO-	C ₆ H ₅ COO-	OH	H
	D7	-COOX ₁₀	optionally substituted C ₂ to C ₈ alkenyl	R _{10a} COO-	C ₆ H ₅ COO-	OH	H
	D8	-COX ₁₀	optionally substituted C ₂ to C ₈ alkenyl	R _{10a} COO-	C ₆ H ₅ COO-	OH	H
	D9	-CONHX ₁₀	optionally substituted C ₂ to C ₈ alkenyl	R _{10a} COO-	C ₆ H ₅ COO-	OH	H
	D10	-COOX ₁₀	optionally substituted C ₂ to C ₈ alkynyl	R _{10a} COO-	C ₆ H ₅ COO-	OH	H
	D11	-COX ₁₀	optionally substituted C ₂ to C ₈ alkynyl	R _{10a} COO-	C ₆ H ₅ COO-	OH	H
	D12	-CONHX ₁₀	optionally substituted C ₂ to C ₈ alkynyl	R _{10a} COO-	C ₆ H ₅ COO-	OH	H
	E1	-COOX ₁₀	heterocyclo	R _{10a} COO-	C ₆ H ₅ COO-	O	OH
	E2	-COX ₁₀	heterocyclo	R _{10a} COO-	C ₆ H ₅ COO-	O	OH
	E3	-CONHX ₁₀	heterocyclo	R _{10a} COO-	C ₆ H ₅ COO-	O	OH
10	E4	-COOX ₁₀	optionally substituted C ₂ to C ₈ alkyl	R _{10a} COO-	C ₆ H ₅ COO-	O	OH
	E5	-COX ₁₀	optionally substituted C ₂ to C ₈ alkyl	R _{10a} COO-	C ₆ H ₅ COO-	O	OH
	E6	-CONHX ₁₀	optionally substituted C ₂ to C ₈ alkyl	R _{10a} COO-	C ₆ H ₅ COO-	O	OH
	E7	-COOX ₁₀	optionally substituted C ₂ to C ₈ alkenyl	R _{10a} COO-	C ₆ H ₅ COO-	O	OH

5	E8	-COX ₁₀	optionally substituted C ₂ to C ₈ alkenyl	R _{10a} COO-	C ₆ H ₅ COO-	O	OH
	E9	-CONHX ₁₀	optionally substituted C ₂ to C ₈ alkenyl	R _{10a} COO-	C ₆ H ₅ COO-	O	OH
	E10	-COOX ₁₀	optionally substituted C ₂ to C ₈ alkynyl	R _{10a} COO-	C ₆ H ₅ COO-	O	OH
	E11	-COX ₁₀	optionally substituted C ₂ to C ₈ alkynyl	R _{10a} COO-	C ₆ H ₅ COO-	O	OH
	E12	-CONHX ₁₀	optionally substituted C ₂ to C ₈ alkynyl	R _{10a} COO-	C ₆ H ₅ COO-	O	OH
10	F1	-COOX ₁₀	heterocyclo	R _{10a} COO-	R _{2a} COO-	R _{9a} COO-	H
	F2	-COX ₁₀	heterocyclo	R _{10a} COO-	R _{2a} COO-	R _{9a} COO-	H
	F3	-CONHX ₁₀	heterocyclo	R _{10a} COO-	R _{2a} COO-	R _{9a} COO-	H
	F4	-COOX ₁₀	optionally substituted C ₂ to C ₈ alkyl	R _{10a} COO-	R _{2a} COO-	R _{9a} COO-	H
	F5	-COX ₁₀	optionally substituted C ₂ to C ₈ alkyl	R _{10a} COO-	R _{2a} COO-	R _{9a} COO-	H
	F6	-CONHX ₁₀	optionally substituted C ₂ to C ₈ alkyl	R _{10a} COO-	R _{2a} COO-	R _{9a} COO-	H
	F7	-COOX ₁₀	optionally substituted C ₂ to C ₈ alkenyl	R _{10a} COO-	R _{2a} COO-	R _{9a} COO-	H
	F8	-COX ₁₀	optionally substituted C ₂ to C ₈ alkenyl	R _{10a} COO-	R _{2a} COO-	R _{9a} COO-	H
15	F9	-CONHX ₁₀	optionally substituted C ₂ to C ₈ alkenyl	R _{10a} COO-	R _{2a} COO-	R _{9a} COO-	H
	F10	-COOX ₁₀	optionally substituted C ₂ to C ₈ alkynyl	R _{10a} COO-	R _{2a} COO-	R _{9a} COO-	H
	F11	-COX ₁₀	optionally substituted C ₂ to C ₈ alkynyl	R _{10a} COO-	R _{2a} COO-	R _{9a} COO-	H

5	F12	-CONHX ₁₀	optionally substituted C ₂ to C ₈ alkynyl	R _{10a} COO-	R _{2a} COO-	R _{9a} COO-	H
	G1	-COOX ₁₀	heterocyclo	R _{10a} COO-	R _{2a} COO-	OH	H
	G2	-COX ₁₀	heterocyclo	R _{10a} COO-	R _{2a} COO-	OH	H
	G3	-CONHX ₁₀	heterocyclo	R _{10a} COO-	R _{2a} COO-	OH	H
	G4	-COOX ₁₀	optionally substituted C ₂ to C ₈ alkyl	R _{10a} COO-	R _{2a} COO-	OH	H
	G5	-COX ₁₀	optionally substituted C ₂ to C ₈ alkyl	R _{10a} COO-	R _{2a} COO-	OH	H
	G6	-CONHX ₁₀	optionally substituted C ₂ to C ₈ alkyl	R _{10a} COO-	R _{2a} COO-	OH	H
	G7	-COOX ₁₀	optionally substituted C ₂ to C ₈ alkenyl	R _{10a} COO-	R _{2a} COO-	OH	H
10	G8	-COX ₁₀	optionally substituted C ₂ to C ₈ alkenyl	R _{10a} COO-	R _{2a} COO-	OH	H
	G9	-CONHX ₁₀	optionally substituted C ₂ to C ₈ alkenyl	R _{10a} COO-	R _{2a} COO-	OH	H
	G10	-COOX ₁₀	optionally substituted C ₂ to C ₈ alkynyl	R _{10a} COO-	R _{2a} COO-	OH	H
	G11	-COX ₁₀	optionally substituted C ₂ to C ₈ alkynyl	R _{10a} COO-	R _{2a} COO-	OH	H
	G12	-CONHX ₁₀	optionally substituted C ₂ to C ₈ alkynyl	R _{10a} COO-	R _{2a} COO-	OH	H
15	H1	-COOX ₁₀	heterocyclo	R _{10a} COO-	C ₆ H ₅ COO-	OH	OH
	H2	-COX ₁₀	heterocyclo	R _{10a} COO-	C ₆ H ₅ COO-	OH	OH
	H3	-CONHX ₁₀	heterocyclo	R _{10a} COO-	C ₆ H ₅ COO-	OH	OH
	H4	-COOX ₁₀	optionally substituted C ₂ to C ₈ alkyl	R _{10a} COO-	C ₆ H ₅ COO-	OH	OH

5	H5	-COX ₁₀	optionally substituted C ₂ to C ₈ alkyl	R _{10a} COO-	C ₆ H ₅ COO-	OH	OH
	H6	-CONHX ₁₀	optionally substituted C ₂ to C ₈ alkyl	R _{10a} COO-	C ₆ H ₅ COO-	OH	OH
	H7	-COOX ₁₀	optionally substituted C ₂ to C ₈ alkenyl	R _{10a} COO-	C ₆ H ₅ COO-	OH	OH
	H8	-COX ₁₀	optionally substituted C ₂ to C ₈ alkenyl	R _{10a} COO-	C ₆ H ₅ COO-	OH	OH
	H9	-CONHX ₁₀	optionally substituted C ₂ to C ₈ alkenyl	R _{10a} COO-	C ₆ H ₅ COO-	OH	OH
	H10	-COOX ₁₀	optionally substituted C ₂ to C ₈ alkynyl	R _{10a} COO-	C ₆ H ₅ COO-	OH	OH
	H11	-COX ₁₀	optionally substituted C ₂ to C ₈ alkynyl	R _{10a} COO-	C ₆ H ₅ COO-	OH	OH
	H12	-CONHX ₁₀	optionally substituted C ₂ to C ₈ alkynyl	R _{10a} COO-	C ₆ H ₅ COO-	OH	OH
	I1	-COOX ₁₀	heterocyclo	R _{10a} COO-	R _{2a} COO-	O	OH
	I2	-COX ₁₀	heterocyclo	R _{10a} COO-	R _{2a} COO-	O	OH
10	I3	-CONHX ₁₀	heterocyclo	R _{10a} COO-	R _{2a} COO-	O	OH
	I4	-COOX ₁₀	optionally substituted C ₂ to C ₈ alkyl	R _{10a} COO-	R _{2a} COO-	O	OH
	I5	-COX ₁₀	optionally substituted C ₂ to C ₈ alkyl	R _{10a} COO-	R _{2a} COO-	O	OH
	I6	-CONHX ₁₀	optionally substituted C ₂ to C ₈ alkyl	R _{10a} COO-	R _{2a} COO-	O	OH
15	I7	-COOX ₁₀	optionally substituted C ₂ to C ₈ alkenyl	R _{10a} COO-	R _{2a} COO-	O	OH
	I8	-COX ₁₀	optionally substituted C ₂ to C ₈ alkenyl	R _{10a} COO-	R _{2a} COO-	O	OH

	I9	-CONHX ₁₀	optionally substituted C ₂ to C ₈ alkenyl	R _{10a} COO-	R _{2a} COO-	O	OH
	I10	-COOX ₁₀	optionally substituted C ₂ to C ₈ alkynyl	R _{10a} COO-	R _{2a} COO-	O	OH
	I11	-COX ₁₀	optionally substituted C ₂ to C ₈ alkynyl	R _{10a} COO-	R _{2a} COO-	O	OH
	I12	-CONHX ₁₀	optionally substituted C ₂ to C ₈ alkynyl	R _{10a} COO-	R _{2a} COO-	O	OH
5	J1	-COOX ₁₀	heterocyclo	R _{10a} COO-	R _{2a} COO-	OH	OH
	J2	-COX ₁₀	heterocyclo	R _{10a} COO-	R _{2a} COO-	OH	OH
	J3	-CONHX ₁₀	heterocyclo	R _{10a} COO-	R _{2a} COO-	OH	OH
	J4	-COOX ₁₀	optionally substituted C ₂ to C ₈ alkyl	R _{10a} COO-	R _{2a} COO-	OH	OH
	J5	-COX ₁₀	optionally substituted C ₂ to C ₈ alkyl	R _{10a} COO-	R _{2a} COO-	OH	OH
	J6	-CONHX ₁₀	optionally substituted C ₂ to C ₈ alkyl	R _{10a} COO-	R _{2a} COO-	OH	OH
	J7	-COOX ₁₀	optionally substituted C ₂ to C ₈ alkenyl	R _{10a} COO-	R _{2a} COO-	OH	OH
	J8	-COX ₁₀	optionally substituted C ₂ to C ₈ alkenyl	R _{10a} COO-	R _{2a} COO-	OH	OH
10	J9	-CONHX ₁₀	optionally substituted C ₂ to C ₈ alkenyl	R _{10a} COO-	R _{2a} COO-	OH	OH
	J10	-COOX ₁₀	optionally substituted C ₂ to C ₈ alkynyl	R _{10a} COO-	R _{2a} COO-	OH	OH
	J11	-COX ₁₀	optionally substituted C ₂ to C ₈ alkynyl	R _{10a} COO-	R _{2a} COO-	OH	OH
	J12	-CONHX ₁₀	optionally substituted C ₂ to C ₈ alkynyl	R _{10a} COO-	R _{2a} COO-	OH	OH
15							

5	K1	-COOX ₁₀	heterocyclo	R _{10a} COO-	R _{2a} COO-	R _{9a} COO-	OH
	K2	-COX ₁₀	heterocyclo	R _{10a} COO-	R _{2a} COO-	R _{9a} COO-	OH
	K3	-CONHX ₁₀	heterocyclo	R _{10a} COO-	R _{2a} COO-	R _{9a} COO-	OH
	K4	-COOX ₁₀	optionally substituted C ₂ to C ₈ alkyl	R _{10a} COO-	R _{2a} COO-	R _{9a} COO-	OH
	K5	-COX ₁₀	optionally substituted C ₂ to C ₈ alkyl	R _{10a} COO-	R _{2a} COO-	R _{9a} COO-	OH
10	K6	-CONHX ₁₀	optionally substituted C ₂ to C ₈ alkyl	R _{10a} COO-	R _{2a} COO-	R _{9a} COO-	OH
	K7	-COOX ₁₀	optionally substituted C ₂ to C ₈ alkenyl	R _{10a} COO-	R _{2a} COO-	R _{9a} COO-	OH
	K8	-COX ₁₀	optionally substituted C ₂ to C ₈ alkenyl	R _{10a} COO-	R _{2a} COO-	R _{9a} COO-	OH
	K9	-CONHX ₁₀	optionally substituted C ₂ to C ₈ alkenyl	R _{10a} COO-	R _{2a} COO-	R _{9a} COO-	OH
	K10	-COOX ₁₀	optionally substituted C ₂ to C ₈ alkynyl	R _{10a} COO-	R _{2a} COO-	R _{9a} COO-	OH
	K11	-COX ₁₀	optionally substituted C ₂ to C ₈ alkynyl	R _{10a} COO-	R _{2a} COO-	R _{9a} COO-	OH
	K12	-CONHX ₁₀	optionally substituted C ₂ to C ₈ alkynyl	R _{10a} COO-	R _{2a} COO-	R _{9a} COO-	OH

Example 10: *In Vitro* cytotoxicity measured by the cell colony formation assay

Four hundred cells (HCT116) were plated in 60 mm Petri dishes containing 2.7 mL of medium (modified McCoy's 5a medium containing 10% fetal bovine serum and 100 units/mL penicillin and 100 g/mL streptomycin). The cells were incubated in a CO₂ incubator at 37 °C for 5 h for attachment to the bottom of Petri dishes. The compounds identified in Example 7 were made up fresh in medium at ten times the final concentration, and then 0.3 mL of this stock solution was added to the 2.7 mL of medium in the dish. The cells were then incubated with

drugs for 72 h at 37 ° C. At the end of incubation the drug-containing media were decanted, the dishes were rinsed with 4 mL of Hank's Balance Salt Solution (HBSS), 5 mL of fresh medium was added, and the dishes were returned to the incubator for colony formation. The cell colonies were counted using a colony counter after incubation for 7 days. Cell survival was calculated and the values of ID50 (the drug concentration producing 50% inhibition of colony formation) were determined for each tested compound.

10

15

20

25

Compound	IN VITRO ID 50 (nm) HCT116
taxol	2.1
docetaxel	0.6
0499	<1
0503	<1
0517	<10
0521	<1
0536	<1
0549	<10
0550	<10
0562	<1
0578	<1
0583	<10
0596	<10
0602	<1
0611	<10
0625	<1
0634	<10
0647	12.0
0659	<1
0663	<1
0670	<1

120

5	0687	<1
	0691	<1
	0706	<1
	0719	<10
	0720	<10
10	0732	<10
	0748	<10
	0838	<1
	0843	<1
	0854	<1
15	0860	<1
	0879	<1
	0882	<1
	0890	<1
	0908	<1
20	0919	<1
	0923	<1
	0937	<10
	0947	<1
	0951	<1
25	0966	<10
	0978	<1
	0983	<1
	0999	<1
	1003	<1
30	1011	<1
	1020	<1
	1031	<10
	1044	<1
	1060	<1
	1879	<10

5	1883	<10
	1892	<1
	1900	<1
	1911	<10
	1923	<1
10	1939	<1
	1948	<10
	1954	<1
	1964	<10
	1970	<10
15	1988	<10
	2101	<1
	2111	<1
	2124	<10
	2132	<1
20	2142	<1
	2159	<1
	2164	<1
	2173	<1
	2181	<10
25	2199	<10
	2202	<1
	2212	<10
	2226	<1
	2238	<1
30	2242	<10
	2255	<1
	2269	<1
	2273	<1
	2287	<1
	2291	<1

122

5	2306	<10
	2319	<10
	2320	<1
	2332	<1
	2348	<1
10	2353	<10
	2366	<1
	2379	<1
	2380	<1
	2392	<1
15	2408	<1
	2413	<10
	2424	<10
	2439	<10
	2442	<1
20	2455	<10
	2464	<1
	2472	<1
	2488	<1
	2499	<1
25	2503	<1
	2511	<1
	2520	<10
	2781	<1
	2794	<1
30	2802	<1
	2813	<1
	2826	<1
	2838	<1
	2844	<10
	2855	<1

123

5	2869	<10
	3053	<1
	3071	<1
	3096	<1
	3102	<1
10	3110	<1
	3129	<10
	3132	<1
	3148	<1
	3163	<1
15	3204	<1
	3219	<1
	3222	<1
	3258	<1
	3265	<10
20	3297	<1
	3314	<1
	3352	<1
	3361	<1
	3370	<1
25	3408	<1
	3417	<1
	3425	<1
	3453	<1
	3482	<1
30	3494	<1
	3513	<1
	3522	<1
	3535	<1
	3543	<10
	3588	<10

124

5	3595	<1
	3603	<10
	3644	<1
	3656	<1
	3663	<1
10	3677	<1
	3686	<1
	3693	<1
	3800	<1
	3818	<1
15	3853	<1
	3866	<1
	3909	<1
	3938	<10
	3945	<1
20	3957	<10
	3971	<1
	3982	<1
	3994	<1
	4051	<1
25	4062	<1
	4112	<10
	4121	<10
	4190	<10
	4207	<10
30	4329	<1
	4335	<1
	4344	<1
	4665	<10
	4704	<10
	4711	<10

5	4720	<10
	4799	<1
	4808	<10
	4834	<10
	4888	<1
10	4919	<1
	4944	<1
	5011	<10
	5040	<1
	5065	<10
	5144	<10
	5232	<10
	5495	<1
	6522	<1

15 Example 11: Preparation of Taxane having C-7 Substituted Acetate and C-10 Hydroxy

N-Debenzoyl-N-*tert*-amyloxycarbonyl-3'-desphenyl-3'-(2-furyl)-

10-deacetyl-7-methoxyacetyl taxol (6226) To a solution of N-debenzoyl-N-*tert*-amyloxycarbonyl-3'-desphenyl-3'-(2-furyl)-2'-(2-methoxy-2-propyl)-7-

20 benzyloxycarbonyl-10-deacetyl-10-trimethylsilyl taxol (2.50 g, 2.292 mmol) in 50 mL of ethyl acetate was added 10% Pd-C (500 mg) and the mixture stirred at ambient temperature under a H₂ atmosphere (latex balloons) for 45 minutes. TLC of the reaction (silica gel, 1:1 ethyl acetate:hexane) showed the presence of only the product. The mixture was then filtered through a celite bed (5 g) and the celite
25 washed with 25 mL of ethyl acetate. The combined ethyl acetate fraction was concentrated under reduced pressure to give, the N-debenzoyl-N-*tert*-amyloxycarbonyl-3'-desphenyl-3'-(2-furyl)-2'-(2-methoxy-2-propyl)-10-deacetyl-10-trimethylsilyl taxol as a white solid 2.10 g (96%) which was directly used in the next step.

30 To a solution of N-debenzoyl-N-*tert*-amyloxycarbonyl-3'-desphenyl-3'-(2-furyl)-2'-(2-methoxy-2-propyl)-10-deacetyl-10-trimethylsilyl taxol (400 mg, 0.418 mmol) in 4 mL

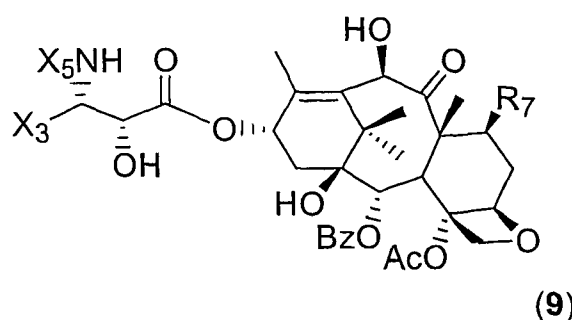
anhydrous pyridine at 0 °C was added DMAP (20 mg, 0.16 mmol) under a nitrogen atmosphere. To this mixture was added drop wise methoxyacetyl chloride (96 mL, 1.045 mmol). TLC (silica gel, 2:3 ethyl acetate:hexane) after 3 h showed no starting material. The reaction was cooled to 0 °C (ice-water bath) and quenched by adding
5 80 mL of water.

To the reaction at 0 °C (ice-water bath) was added 4 mL of acetonitrile and 2 mL of 48% aqueous hydrofluoric acid and the cooling bath was removed. The reaction was stirred at room temperature for 8.0 h and then diluted with 60 mL of ethyl acetate and washed with 2x10 mL of saturated aqueous NaHCO₃ followed by 15 mL of saturated
10 aqueous NaCl. The organic layer was dried over Na₂SO₄ and concentrated under reduced pressure to give 365 mg of a yellow solid which was purified by flash-chromatography (silica gel, 1:1 ethyl acetate:hexane) to give 325 mg (88%) of N-debenzoyl-N-*tert*-amyloxycarbonyl-3'-desphenyl-3'-(2-furyl)-10-deacetyl-7-methoxyacetyl taxol: mp 166-167 °C; ¹H NMR (CDCl₃) 8.12 (m, 2H), 7.62(m, 1H),
15 7.46-7.51(m, 2H), 7.40 (m, 1H), 6.39(dd, J=3.1, 1.5 Hz, 1H), 6.25 (d, J=3.1 Hz, 1H), 6.21(dd, J=8.8, 8.7 Hz, 1H), 5.67(1H), 5.58 (m, 1H), 5.26-5.38(m, 3H), 4.98(m, 1H), 4.76(m, 1H), 4.36 (d, J=9.3 Hz, 1H), 4.21 (d, J=9.3 Hz, 1H), 4.09(d, J=7.6 Hz, 1H), 3.99 (m, 3H), 3.42 (s, 3H), 3.30 (d, J= 5.5 Hz, 1H), 2.55-2.60(m, 1H), 2.43 (s, 3H), 2.20-2.38(m,2H), 1.98 (s, 3H), 1.96-1.98 (m, 1H), 1.84 (bs, 3H), 1.62-1.68(m, 2H),
20 1.36(s, 3H), 1.34(s, 3H), 1.23(s, 3H), 1.10(s, 3H), 0.81(t, J=8.2Hz, 3H); Anal. Calcd. for C₄₅H₅₇NO₁₇: C, 61.15; H, 6.50. Found: C, 61.01; H, 6.57.

Example 12: Taxanes having C-7 Substituted Acetate and C-10 Hydroxy Substituents

The procedures described in Example 11 were repeated, but other suitably
25 protected β-lactams were substituted for the β-lactam of Example 1 to prepare the series of compounds having structural formula (9) and the combinations of substituents identified in the following table:

127

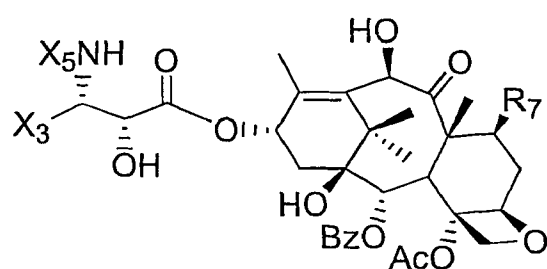


(9)

Compound	X ₅	X ₃	R ₇
5544	ibueCO-	2-furyl	AcOAcO-
5474	ibueCO-	2-furyl	MeOAcO-
5555	ibueCO-	2-furyl	PhOAcO-
5999	ibueCO-	2-furyl	MeOAcO-
6353	tAmOCO-	2-furyl	AcOAcO-
6226	tAmOCO-	2-furyl	MeOAcO-
5622	tBuOCO-	2-furyl	AcOAcO-
5515	tBuOCO-	2-furyl	EtOAcO-
5445	tBuOCO-	2-furyl	MeOAcO-
5600	tBuOCO-	2-furyl	MeSAcO-
5616	tBuOCO-	2-furyl	PhOAcO-
5835	tC ₃ H ₅ CO-	2-furyl	MeOAcO-
5811	tC ₃ H ₅ CO-	2-furyl	PhOAcO-
5919	C ₃ H ₅ CO-	2-furyl	PhOAcO-
6326	tBuOCO-	2-furyl	MeOAcO-

Example 13: Taxanes having C7 Substituted Acetate and C-10 Hydroxy Substituents

Following the processes described elsewhere herein, the following specific taxanes having structural formula (10) may be prepared, wherein R₇ is as previously defined, including wherein R₇ is R_{7a}COO- and R_{7a} is heterosubstituted methyl. In one embodiment, R_{7a} is chloromethyl, hydroxymethyl, methoxymethyl, ethoxymethyl, phenoxymethyl, acetoxymethyl, or methylthiomethyl.



(10)

	X_5	X_3	R_7
	tBuOCO-	2-furyl	$R_{7a}COO-$
	tBuOCO-	3-furyl	$R_{7a}COO-$
5	tBuOCO-	2-thienyl	$R_{7a}COO-$
	tBuOCO-	3-thienyl	$R_{7a}COO-$
	tBuOCO-	2-pyridyl	$R_{7a}COO-$
	tBuOCO-	3-pyridyl	$R_{7a}COO-$
10	tBuOCO-	4-pyridyl	$R_{7a}COO-$
	tBuOCO-	isobutenyl	$R_{7a}COO-$
	tBuOCO-	isopropyl	$R_{7a}COO-$
	tBuOCO-	cyclopropyl	$R_{7a}COO-$
	tBuOCO-	cyclobutyl	$R_{7a}COO-$
	tBuOCO-	cyclopentyl	$R_{7a}COO-$
15	tBuOCO-	phenyl	$R_{7a}COO-$
	benzoyl	2-furyl	$R_{7a}COO-$
	benzoyl	3-furyl	$R_{7a}COO-$
	benzoyl	2-thienyl	$R_{7a}COO-$
	benzoyl	3-thienyl	$R_{7a}COO-$
20	benzoyl	2-pyridyl	$R_{7a}COO-$
	benzoyl	3-pyridyl	$R_{7a}COO-$
	benzoyl	4-pyridyl	$R_{7a}COO-$
	benzoyl	isobutenyl	$R_{7a}COO-$
	benzoyl	isopropyl	$R_{7a}COO-$
25	benzoyl	cyclopropyl	$R_{7a}COO-$

5	benzoyl	cyclobutyl	R _{7a} COO-
	benzoyl	cyclopentyl	R _{7a} COO-
	benzoyl	phenyl	R _{7a} COO-
	2-FuCO-	2-furyl	R _{7a} COO-
	2-FuCO-	3-furyl	R _{7a} COO-
10	2-FuCO-	2-thienyl	R _{7a} COO-
	2-FuCO-	3-thienyl	R _{7a} COO-
	2-FuCO-	2-pyridyl	R _{7a} COO-
	2-FuCO-	3-pyridyl	R _{7a} COO-
	2-FuCO-	4-pyridyl	R _{7a} COO-
15	2-FuCO-	isobutenyl	R _{7a} COO-
	2-FuCO-	isopropyl	R _{7a} COO-
	2-FuCO-	cyclopropyl	R _{7a} COO-
	2-FuCO-	cyclobutyl	R _{7a} COO-
	2-FuCO-	cyclopentyl	R _{7a} COO-
20	2-FuCO-	phenyl	R _{7a} COO-
	2-ThCO-	2-furyl	R _{7a} COO-
	2-ThCO-	3-furyl	R _{7a} COO-
	2-ThCO-	2-thienyl	R _{7a} COO-
	2-ThCO-	3-thienyl	R _{7a} COO-
25	2-ThCO-	2-pyridyl	R _{7a} COO-
	2-ThCO-	3-pyridyl	R _{7a} COO-
	2-ThCO-	4-pyridyl	R _{7a} COO-
	2-ThCO-	isobutenyl	R _{7a} COO-
	2-ThCO-	isopropyl	R _{7a} COO-
30	2-ThCO-	cyclopropyl	R _{7a} COO-
	2-ThCO-	cyclobutyl	R _{7a} COO-
	2-ThCO-	cyclopentyl	R _{7a} COO-
	2-ThCO-	phenyl	R _{7a} COO-
	2-PyCO-	2-furyl	R _{7a} COO-
	2-PyCO-	3-furyl	R _{7a} COO-

5	2-PyCO-	2-thienyl	R _{7a} COO-
	2-PyCO-	3-thienyl	R _{7a} COO-
	2-PyCO-	2-pyridyl	R _{7a} COO-
	2-PyCO-	3-pyridyl	R _{7a} COO-
	2-PyCO-	4-pyridyl	R _{7a} COO-
10	2-PyCO-	isobutenyl	R _{7a} COO-
	2-PyCO-	isopropyl	R _{7a} COO-
	2-PyCO-	cyclopropyl	R _{7a} COO-
	2-PyCO-	cyclobutyl	R _{7a} COO-
	2-PyCO-	cyclopentyl	R _{7a} COO-
15	2-PyCO-	phenyl	R _{7a} COO-
	3-PyCO-	2-furyl	R _{7a} COO-
	3-PyCO-	3-furyl	R _{7a} COO-
	3-PyCO-	2-thienyl	R _{7a} COO-
	3-PyCO-	3-thienyl	R _{7a} COO-
20	3-PyCO-	2-pyridyl	R _{7a} COO-
	3-PyCO-	3-pyridyl	R _{7a} COO-
	3-PyCO-	4-pyridyl	R _{7a} COO-
	3-PyCO-	isobutenyl	R _{7a} COO-
	3-PyCO-	isopropyl	R _{7a} COO-
25	3-PyCO-	cyclopropyl	R _{7a} COO-
	3-PyCO-	cyclobutyl	R _{7a} COO-
	3-PyCO-	cyclopentyl	R _{7a} COO-
	3-PyCO-	phenyl	R _{7a} COO-
	4-PyCO-	2-furyl	R _{7a} COO-
30	4-PyCO-	3-furyl	R _{7a} COO-
	4-PyCO-	2-thienyl	R _{7a} COO-
	4-PyCO-	3-thienyl	R _{7a} COO-
	4-PyCO-	2-pyridyl	R _{7a} COO-
	4-PyCO-	3-pyridyl	R _{7a} COO-
	4-PyCO-	4-pyridyl	R _{7a} COO-

5	4-PyCO-	isobutenyl	R _{7a} COO-
	4-PyCO-	isopropyl	R _{7a} COO-
	4-PyCO-	cyclopropyl	R _{7a} COO-
	4-PyCO-	cyclobutyl	R _{7a} COO-
	4-PyCO-	cyclopentyl	R _{7a} COO-
10	4-PyCO-	phenyl	R _{7a} COO-
	C ₄ H ₇ CO-	2-furyl	R _{7a} COO-
	C ₄ H ₇ CO-	3-furyl	R _{7a} COO-
	C ₄ H ₇ CO-	2-thienyl	R _{7a} COO-
	C ₄ H ₇ CO-	3-thienyl	R _{7a} COO-
	C ₄ H ₇ CO-	2-pyridyl	R _{7a} COO-
	C ₄ H ₇ CO-	3-pyridyl	R _{7a} COO-
	C ₄ H ₇ CO-	4-pyridyl	R _{7a} COO-
	C ₄ H ₇ CO-	isobutenyl	R _{7a} COO-
	C ₄ H ₇ CO-	isopropyl	R _{7a} COO-
15	C ₄ H ₇ CO-	cyclopropyl	R _{7a} COO-
	C ₄ H ₇ CO-	cyclobutyl	R _{7a} COO-
	C ₄ H ₇ CO-	cyclopentyl	R _{7a} COO-
	4-PyCO-	phenyl	R _{7a} COO-
20	EtOCO-	2-furyl	R _{7a} COO-
	EtOCO-	3-furyl	R _{7a} COO-
	EtOCO-	2-thienyl	R _{7a} COO-
	EtOCO-	3-thienyl	R _{7a} COO-
	EtOCO-	2-pyridyl	R _{7a} COO-
	EtOCO-	3-pyridyl	R _{7a} COO-
	EtOCO-	4-pyridyl	R _{7a} COO-
	EtOCO-	isobutenyl	R _{7a} COO-
	EtOCO-	isopropyl	R _{7a} COO-
	EtOCO-	cyclopropyl	R _{7a} COO-
25	EtOCO-	cyclobutyl	R _{7a} COO-
	EtOCO-	cyclopentyl	R _{7a} COO-
30	EtOCO-	isobutenyl	R _{7a} COO-
	EtOCO-	isopropyl	R _{7a} COO-
	EtOCO-	cyclopropyl	R _{7a} COO-
	EtOCO-	cyclobutyl	R _{7a} COO-
	EtOCO-	cyclopentyl	R _{7a} COO-

5	EtOCO-	phenyl	R _{7a} COO-
	ibueCO-	2-furyl	R _{7a} COO-
	ibueCO-	3-furyl	R _{7a} COO-
	ibueCO-	2-thienyl	R _{7a} COO-
	ibueCO-	3-thienyl	R _{7a} COO-
10	ibueCO-	2-pyridyl	R _{7a} COO-
	ibueCO-	3-pyridyl	R _{7a} COO-
	ibueCO-	4-pyridyl	R _{7a} COO-
	ibueCO-	isobutenyl	R _{7a} COO-
	ibueCO-	isopropyl	R _{7a} COO-
15	ibueCO-	cyclopropyl	R _{7a} COO-
	ibueCO-	cyclobutyl	R _{7a} COO-
	ibueCO-	cyclopentyl	R _{7a} COO-
	ibueCO-	phenyl	R _{7a} COO-
	iBuCO-	2-furyl	R _{7a} COO-
20	iBuCO-	3-furyl	R _{7a} COO-
	iBuCO-	2-thienyl	R _{7a} COO-
	iBuCO-	3-thienyl	R _{7a} COO-
	iBuCO-	2-pyridyl	R _{7a} COO-
	iBuCO-	3-pyridyl	R _{7a} COO-
25	iBuCO-	4-pyridyl	R _{7a} COO-
	iBuCO-	isobutenyl	R _{7a} COO-
	iBuCO-	isopropyl	R _{7a} COO-
	iBuCO-	cyclopropyl	R _{7a} COO-
	iBuCO-	cyclobutyl	R _{7a} COO-
30	iBuCO-	cyclopentyl	R _{7a} COO-
	iBuCO-	phenyl	R _{7a} COO-
	iBuOCO-	2-furyl	R _{7a} COO-
	iBuOCO-	3-furyl	R _{7a} COO-
	iBuOCO-	2-thienyl	R _{7a} COO-
	iBuOCO-	3-thienyl	R _{7a} COO-

5	iBuOCO-	2-pyridyl	R _{7a} COO-
	iBuOCO-	3-pyridyl	R _{7a} COO-
	iBuOCO-	4-pyridyl	R _{7a} COO-
	iBuOCO-	isobutenyl	R _{7a} COO-
	iBuOCO-	isopropyl	R _{7a} COO-
	iBuOCO-	cyclopropyl	R _{7a} COO-
	iBuOCO-	cyclobutyl	R _{7a} COO-
	iBuOCO-	cyclopentyl	R _{7a} COO-
10	iBuOCO-	phenyl	R _{7a} COO-
	iPrOCO-	2-furyl	R _{7a} COO-
	iPrOCO-	3-furyl	R _{7a} COO-
	iPrOCO-	2-thienyl	R _{7a} COO-
	iPrOCO-	3-thienyl	R _{7a} COO-
	iPrOCO-	2-pyridyl	R _{7a} COO-
	iPrOCO-	3-pyridyl	R _{7a} COO-
	iPrOCO-	4-pyridyl	R _{7a} COO-
15	iPrOCO-	isobutenyl	R _{7a} COO-
	iPrOCO-	isopropyl	R _{7a} COO-
	iPrOCO-	cyclopropyl	R _{7a} COO-
	iPrOCO-	cyclobutyl	R _{7a} COO-
	iPrOCO-	cyclopentyl	R _{7a} COO-
	iPrOCO-	phenyl	R _{7a} COO-
	nPrOCO-	2-furyl	R _{7a} COO-
	nPrOCO-	3-furyl	R _{7a} COO-
20	nPrOCO-	2-thienyl	R _{7a} COO-
	nPrOCO-	3-thienyl	R _{7a} COO-
	nPrOCO-	2-pyridyl	R _{7a} COO-
	nPrOCO-	3-pyridyl	R _{7a} COO-
	nPrOCO-	4-pyridyl	R _{7a} COO-
	nPrOCO-	isobutenyl	R _{7a} COO-
	nPrOCO-	isopropyl	R _{7a} COO-
	nPrOCO-		

5	nPrOCO-	cyclopropyl	R _{7a} COO-
	nPrOCO-	cyclobutyl	R _{7a} COO-
	nPrOCO-	cyclopentyl	R _{7a} COO-
	nPrOCO-	phenyl	R _{7a} COO-
	nPrCO-	2-furyl	R _{7a} COO-
10	nPrCO-	3-furyl	R _{7a} COO-
	nPrCO-	2-thienyl	R _{7a} COO-
	nPrCO-	3-thienyl	R _{7a} COO-
	nPrCO-	2-pyridyl	R _{7a} COO-
	nPrCO-	3-pyridyl	R _{7a} COO-
15	nPrCO-	4-pyridyl	R _{7a} COO-
	nPrCO-	isobutenyl	R _{7a} COO-
	nPrCO-	isopropyl	R _{7a} COO-
	nPrCO-	cyclopropyl	R _{7a} COO-
	nPrCO-	cyclobutyl	R _{7a} COO-
	nPrCO-	cyclopentyl	R _{7a} COO-
	nPrCO-	phenyl	R _{7a} COO-

Example 14: Taxanes having C-7 Substituted Acetate and C-10 Hydroxy Substituents

20 Following the processes described in Example 11 and elsewhere herein, the following specific taxanes having structural formula (11) may be prepared, wherein R₁₀ is hydroxy and R₇ in each of the series (that is, each of series "A" through "K") is as previously defined, including wherein R₇ is R_{7a}COO- wherein R_{7a} is a heterosubstituted methyl moiety lacking a carbon atom which is in the beta position

25 relative to the carbon atom of which R_{7a} is a substituent. The heterosubstituted methyl is covalently bonded to at least one heteroatom and optionally with hydrogen, the heteroatom being, for example, a nitrogen, oxygen, silicon, phosphorous, boron, sulfur, or halogen atom. The heteroatom may, in turn, be substituted with other atoms to form a heterocyclo, alkoxy, alkenoxy, alkynoxy, aryloxy, hydroxy, protected

30 hydroxy, oxy, acyloxy, nitro, amino, amido, thiol, ketals, acetals, esters or ether moiety. Exemplary R₇ substituents include R_{7a}COO- wherein R_{7a} is hydrogen,

methyl, chloromethyl, hydroxymethyl, methoxymethyl, ethoxymethyl, phenoxyethyl, acetoxymethyl, acyloxymethyl, or methylthiomethyl.

In the "A" series of compounds, X_{10} is as otherwise as defined herein. Preferably, heterocyclo is substituted or unsubstituted furyl, thienyl, or pyridyl, X_{10} is substituted or unsubstituted furyl, thienyl, pyridyl, phenyl, or lower alkyl (e.g., tert-butyl), and R_7 and R_{10} each have the beta stereochemical configuration.

In the "B" series of compounds, X_{10} and R_{2a} are as otherwise as defined herein. Preferably, heterocyclo is preferably substituted or unsubstituted furyl, thienyl, or pyridyl, X_{10} is preferably substituted or unsubstituted furyl, thienyl, pyridyl, phenyl, or lower alkyl (e.g., tert-butyl), R_{2a} is preferably substituted or unsubstituted furyl, thienyl, pyridyl, phenyl, or lower alkyl, and R_7 and R_{10} each have the beta stereochemical configuration.

In the "C" series of compounds, X_{10} and R_{9a} are as otherwise as defined herein. Preferably, heterocyclo is preferably substituted or unsubstituted furyl, thienyl, or pyridyl, X_{10} is preferably substituted or unsubstituted furyl, thienyl, pyridyl, phenyl, or lower alkyl (e.g., tert-butyl), R_{9a} is preferably substituted or unsubstituted furyl, thienyl, pyridyl, phenyl, or lower alkyl, and R_7 , R_9 and R_{10} each have the beta stereochemical configuration.

In the "D" and "E" series of compounds, X_{10} is as otherwise as defined herein. Preferably, heterocyclo is preferably substituted or unsubstituted furyl, thienyl, or pyridyl, X_{10} is preferably substituted or unsubstituted furyl, thienyl, pyridyl, phenyl, or lower alkyl (e.g., tert-butyl), and R_7 , R_9 (series D only) and R_{10} each have the beta stereochemical configuration.

In the "F" series of compounds, X_{10} , R_{2a} and R_{9a} are as otherwise as defined herein. Preferably, heterocyclo is preferably substituted or unsubstituted furyl, thienyl, or pyridyl, X_{10} is preferably substituted or unsubstituted furyl, thienyl, pyridyl, phenyl, or lower alkyl (e.g., tert-butyl), R_{2a} is preferably substituted or unsubstituted furyl, thienyl, pyridyl, phenyl, or lower alkyl, and R_7 , R_9 and R_{10} each have the beta stereochemical configuration.

In the "G" series of compounds, X_{10} and R_{2a} are as otherwise as defined herein. Preferably, heterocyclo is preferably substituted or unsubstituted furyl, thienyl, or pyridyl, X_{10} is preferably substituted or unsubstituted furyl, thienyl, pyridyl, phenyl, or lower alkyl (e.g., tert-butyl), R_{2a} is preferably substituted or unsubstituted furyl, thienyl, pyridyl, phenyl, or lower alkyl, and R_7 , R_9 and R_{10} each have the beta stereochemical configuration.

In the "H" series of compounds, X_{10} is as otherwise as defined herein.

Preferably, heterocyclo is preferably substituted or unsubstituted furyl, thienyl, or pyridyl, X_{10} is preferably substituted or unsubstituted furyl, thienyl, pyridyl, phenyl, or lower alkyl (e.g., tert-butyl), R_{2a} is preferably substituted or unsubstituted furyl, thienyl, pyridyl, phenyl, or lower alkyl, and R_7 and R_{10} each have the beta stereochemical configuration.

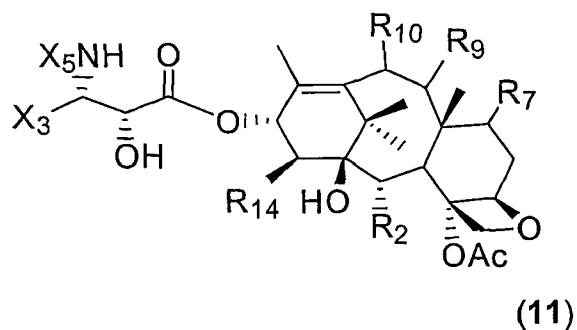
In the "I" series of compounds, X_{10} and R_{2a} are as otherwise as defined herein. Preferably, heterocyclo is preferably substituted or unsubstituted furyl, thienyl, or pyridyl, X_{10} is preferably substituted or unsubstituted furyl, thienyl, pyridyl, phenyl, or lower alkyl (e.g., tert-butyl), R_{2a} is preferably substituted or unsubstituted furyl, thienyl, pyridyl, phenyl, or lower alkyl, and R_7 and R_{10} each have the beta stereochemical configuration.

In the "J" series of compounds, X_{10} and R_{2a} are as otherwise as defined herein. Preferably, heterocyclo is preferably substituted or unsubstituted furyl, thienyl, or pyridyl, X_{10} is preferably substituted or unsubstituted furyl, thienyl, pyridyl, phenyl, or lower alkyl (e.g., tert-butyl), R_{2a} is preferably substituted or unsubstituted furyl, thienyl, pyridyl, phenyl, or lower alkyl, and R_7 , R_9 and R_{10} each have the beta stereochemical configuration.

In the "K" series of compounds, X_{10} , R_{2a} and R_{9a} are as otherwise as defined herein. Preferably, heterocyclo is preferably substituted or unsubstituted furyl, thienyl, or pyridyl, X_{10} is preferably substituted or unsubstituted furyl, thienyl, pyridyl, phenyl, or lower alkyl (e.g., tert-butyl), R_{2a} is preferably substituted or unsubstituted furyl, thienyl, pyridyl, phenyl, or lower alkyl, and R_7 , R_9 and R_{10} each have the beta stereochemical configuration.

Any substituents of each X_3 , X_5 , R_2 , R_7 , and R_9 may be hydrocarbyl or any of the heteroatom containing substituents selected from the group consisting of heterocyclo, alkoxy, alkenoxy, alkynoxy, aryloxy, hydroxy, protected hydroxy, keto, acyloxy, nitro, amino, amido, thiol, ketal, acetal, ester and ether moieties, but not phosphorous containing moieties.

137



Series	X_5	X_3	R_7	R_2	R_9	R_{14}
A1	$-\text{COOX}_{10}$	heterocyclo	$R_{7a}\text{COO}-$	$\text{C}_6\text{H}_5\text{COO}-$	O	H
A2	$-\text{COX}_{10}$	heterocyclo	$R_{7a}\text{COO}-$	$\text{C}_6\text{H}_5\text{COO}-$	O	H
A3	$-\text{CONHX}_{10}$	heterocyclo	$R_{7a}\text{COO}-$	$\text{C}_6\text{H}_5\text{COO}-$	O	H
A4	$-\text{COOX}_{10}$	optionally substituted C_2 to C_8 alkyl	$R_{7a}\text{COO}-$	$\text{C}_6\text{H}_5\text{COO}-$	O	H
A5	$-\text{COX}_{10}$	optionally substituted C_2 to C_8 alkyl	$R_{7a}\text{COO}-$	$\text{C}_6\text{H}_5\text{COO}-$	O	H
A6	$-\text{CONHX}_{10}$	optionally substituted C_2 to C_8 alkyl	$R_{7a}\text{COO}-$	$\text{C}_6\text{H}_5\text{COO}-$	O	H
A7	$-\text{COOX}_{10}$	optionally substituted C_2 to C_8 alkenyl	$R_{7a}\text{COO}-$	$\text{C}_6\text{H}_5\text{COO}-$	O	H
A8	$-\text{COX}_{10}$	optionally substituted C_2 to C_8 alkenyl	$R_{7a}\text{COO}-$	$\text{C}_6\text{H}_5\text{COO}-$	O	H
A9	$-\text{CONHX}_{10}$	optionally substituted C_2 to C_8 alkenyl	$R_{7a}\text{COO}-$	$\text{C}_6\text{H}_5\text{COO}-$	O	H
A10	$-\text{COOX}_{10}$	optionally substituted C_2 to C_8 alkynyl	$R_{7a}\text{COO}-$	$\text{C}_6\text{H}_5\text{COO}-$	O	H

5	A11	-COX ₁₀	optionally substituted C ₂ to C ₈ alkynyl	R _{7a} COO-	C ₆ H ₅ COO-	O	H
	A12	-CONHX ₁₀	optionally substituted C ₂ to C ₈ alkynyl	R _{7a} COO-	C ₆ H ₅ COO-	O	H
	B1	-COOX ₁₀	heterocyclo	R _{7a} COO-	R _{2a} COO-	O	H
	B2	-COX ₁₀	heterocyclo	R _{7a} COO-	R _{2a} COO-	O	H
	B3	-CONHX ₁₀	heterocyclo	R _{7a} COO-	R _{2a} COO-	O	H
	B4	-COOX ₁₀	optionally substituted C ₂ to C ₈ alkyl	R _{7a} COO-	R _{2a} COO-	O	H
	B5	-COX ₁₀	optionally substituted C ₂ to C ₈ alkyl	R _{7a} COO-	R _{2a} COO-	O	H
	B6	-CONHX ₁₀	optionally substituted C ₂ to C ₈ alkyl	R _{7a} COO-	R _{2a} COO-	O	H
	B7	-COOX ₁₀	optionally substituted C ₂ to C ₈ alkenyl	R _{7a} COO-	R _{2a} COO-	O	H
	B8	-COX ₁₀	optionally substituted C ₂ to C ₈ alkenyl	R _{7a} COO-	R _{2a} COO-	O	H
	B9	-CONHX ₁₀	optionally substituted C ₂ to C ₈ alkenyl	R _{7a} COO-	R _{2a} COO-	O	H
10	B10	-COOX ₁₀	optionally substituted C ₂ to C ₈ alkynyl	R _{7a} COO-	R _{2a} COO-	O	H
	B11	-COX ₁₀	optionally substituted C ₂ to C ₈ alkynyl	R _{7a} COO-	R _{2a} COO-	O	H

5	B12	-CONHX ₁₀	optionally substituted C ₂ to C ₈ alkynyl	R _{7a} COO-	R _{2a} COO-	O	H
	C1	-COOX ₁₀	heterocyclo	R _{7a} COO-	C ₆ H ₅ COO-	R _{9a} COO-	H
	C2	-COX ₁₀	heterocyclo	R _{7a} COO-	C ₆ H ₅ COO-	R _{9a} COO-	H
	C3	-CONHX ₁₀	heterocyclo	R _{7a} COO-	C ₆ H ₅ COO-	R _{9a} COO-	H
	C4	-COOX ₁₀	optionally substituted C ₂ to C ₈ alkyl	R _{7a} COO-	C ₆ H ₅ COO-	R _{9a} COO-	H
	C5	-COX ₁₀	optionally substituted C ₂ to C ₈ alkyl	R _{7a} COO-	C ₆ H ₅ COO-	R _{9a} COO-	H
	C6	-CONHX ₁₀	optionally substituted C ₂ to C ₈ alkyl	R _{7a} COO-	C ₆ H ₅ COO-	R _{9a} COO-	H
	C7	-COOX ₁₀	optionally substituted C ₂ to C ₈ alkenyl	R _{7a} COO-	C ₆ H ₅ COO-	R _{9a} COO-	H
	C8	-COX ₁₀	optionally substituted C ₂ to C ₈ alkenyl	R _{7a} COO-	C ₆ H ₅ COO-	R _{9a} COO-	H
	C9	-CONHX ₁₀	optionally substituted C ₂ to C ₈ alkenyl	R _{7a} COO-	C ₆ H ₅ COO-	R _{9a} COO-	H
10	C10	-COOX ₁₀	optionally substituted C ₂ to C ₈ alkynyl	R _{7a} COO-	C ₆ H ₅ COO-	R _{9a} COO-	H
	C11	-COX ₁₀	optionally substituted C ₂ to C ₈ alkynyl	R _{7a} COO-	C ₆ H ₅ COO-	R _{9a} COO-	H
	C12	-CONHX ₁₀	optionally substituted C ₂ to C ₈ alkynyl	R _{7a} COO-	C ₆ H ₅ COO-	R _{9a} COO-	H

5	D1	-COOX ₁₀	heterocyclo	R _{7a} COO-	C ₆ H ₅ COO-	OH	H
	D2	-COX ₁₀	heterocyclo	R _{7a} COO-	C ₆ H ₅ COO-	OH	H
	D3	-CONHX ₁₀	heterocyclo	R _{7a} COO-	C ₆ H ₅ COO-	OH	H
	D4	-COOX ₁₀	optionally substituted C ₂ to C ₈ alkyl	R _{7a} COO-	C ₆ H ₅ COO-	OH	H
	D5	-COX ₁₀	optionally substituted C ₂ to C ₈ alkyl	R _{7a} COO-	C ₆ H ₅ COO-	OH	H
	D6	-CONHX ₁₀	optionally substituted C ₂ to C ₈ alkyl	R _{7a} COO-	C ₆ H ₅ COO-	OH	H
	D7	-COOX ₁₀	optionally substituted C ₂ to C ₈ alkenyl	R _{7a} COO-	C ₆ H ₅ COO-	OH	H
	D8	-COX ₁₀	optionally substituted C ₂ to C ₈ alkenyl	R _{7a} COO-	C ₆ H ₅ COO-	OH	H
	D9	-CONHX ₁₀	optionally substituted C ₂ to C ₈ alkenyl	R _{7a} COO-	C ₆ H ₅ COO-	OH	H
	D10	-COOX ₁₀	optionally substituted C ₂ to C ₈ alkynyl	R _{7a} COO-	C ₆ H ₅ COO-	OH	H
	D11	-COX ₁₀	optionally substituted C ₂ to C ₈ alkynyl	R _{7a} COO-	C ₆ H ₅ COO-	OH	H
	D12	-CONHX ₁₀	optionally substituted C ₂ to C ₈ alkynyl	R _{7a} COO-	C ₆ H ₅ COO-	OH	H
15	E1	-COOX ₁₀	heterocyclo	R _{7a} COO-	C ₆ H ₅ COO-	O	OH
	E2	-COX ₁₀	heterocyclo	R _{7a} COO-	C ₆ H ₅ COO-	O	OH
	E3	-CONHX ₁₀	heterocyclo	R _{7a} COO-	C ₆ H ₅ COO-	O	OH

5	E4	-COOX ₁₀	optionally substituted C ₂ to C ₈ alkyl	R _{7a} COO-	C ₆ H ₅ COO-	O	OH
	E5	-COX ₁₀	optionally substituted C ₂ to C ₈ alkyl	R _{7a} COO-	C ₆ H ₅ COO-	O	OH
	E6	-CONHX ₁₀	optionally substituted C ₂ to C ₈ alkyl	R _{7a} COO-	C ₆ H ₅ COO-	O	OH
	E7	-COOX ₁₀	optionally substituted C ₂ to C ₈ alkenyl	R _{7a} COO-	C ₆ H ₅ COO-	O	OH
	E8	-COX ₁₀	optionally substituted C ₂ to C ₈ alkenyl	R _{7a} COO-	C ₆ H ₅ COO-	O	OH
	E9	-CONHX ₁₀	optionally substituted C ₂ to C ₈ alkenyl	R _{7a} COO-	C ₆ H ₅ COO-	O	OH
	E10	-COOX ₁₀	optionally substituted C ₂ to C ₈ alkynyl	R _{7a} COO-	C ₆ H ₅ COO-	O	OH
	E11	-COX ₁₀	optionally substituted C ₂ to C ₈ alkynyl	R _{7a} COO-	C ₆ H ₅ COO-	O	OH
	E12	-CONHX ₁₀	optionally substituted C ₂ to C ₈ alkynyl	R _{7a} COO-	C ₆ H ₅ COO-	O	OH
	F1	-COOX ₁₀	heterocyclo	R _{7a} COO-	R _{2a} COO-	R _{9a} COO-	H
	F2	-COX ₁₀	heterocyclo	R _{7a} COO-	R _{2a} COO-	R _{9a} COO-	H
	F3	-CONHX ₁₀	heterocyclo	R _{7a} COO-	R _{2a} COO-	R _{9a} COO-	H
10	F4	-COOX ₁₀	optionally substituted C ₂ to C ₈ alkyl	R _{7a} COO-	R _{2a} COO-	R _{9a} COO-	H

5	F5	-COX ₁₀	optionally substituted C ₂ to C ₈ alkyl	R _{7a} COO-	R _{2a} COO-	R _{9a} COO-	H
	F6	-CONHX ₁₀	optionally substituted C ₂ to C ₈ alkyl	R _{7a} COO-	R _{2a} COO-	R _{9a} COO-	H
	F7	-COOX ₁₀	optionally substituted C ₂ to C ₈ alkenyl	R _{7a} COO-	R _{2a} COO-	R _{9a} COO-	H
	F8	-COX ₁₀	optionally substituted C ₂ to C ₈ alkenyl	R _{7a} COO-	R _{2a} COO-	R _{9a} COO-	H
	F9	-CONHX ₁₀	optionally substituted C ₂ to C ₈ alkenyl	R _{7a} COO-	R _{2a} COO-	R _{9a} COO-	H
	F10	-COOX ₁₀	optionally substituted C ₂ to C ₈ alkynyl	R _{7a} COO-	R _{2a} COO-	R _{9a} COO-	H
	F11	-COX ₁₀	optionally substituted C ₂ to C ₈ alkynyl	R _{7a} COO-	R _{2a} COO-	R _{9a} COO-	H
	F12	-CONHX ₁₀	optionally substituted C ₂ to C ₈ alkynyl	R _{7a} COO-	R _{2a} COO-	R _{9a} COO-	H
	G1	-COOX ₁₀	heterocyclo	R _{7a} COO-	R _{2a} COO-	OH	H
	G2	-COX ₁₀	heterocyclo	R _{7a} COO-	R _{2a} COO-	OH	H
	G3	-CONHX ₁₀	heterocyclo	R _{7a} COO-	R _{2a} COO-	OH	H
	G4	-COOX ₁₀	optionally substituted C ₂ to C ₈ alkyl	R _{7a} COO-	R _{2a} COO-	OH	H
10	G5	-COX ₁₀	optionally substituted C ₂ to C ₈ alkyl	R _{7a} COO-	R _{2a} COO-	OH	H

5	G6	-CONHX ₁₀	optionally substituted C ₂ to C ₈ alkyl	R _{7a} COO-	R _{2a} COO-	OH	H
	G7	-COOX ₁₀	optionally substituted C ₂ to C ₈ alkenyl	R _{7a} COO-	R _{2a} COO-	OH	H
	G8	-COX ₁₀	optionally substituted C ₂ to C ₈ alkenyl	R _{7a} COO-	R _{2a} COO-	OH	H
	G9	-CONHX ₁₀	optionally substituted C ₂ to C ₈ alkenyl	R _{7a} COO-	R _{2a} COO-	OH	H
	G10	-COOX ₁₀	optionally substituted C ₂ to C ₈ alkynyl	R _{7a} COO-	R _{2a} COO-	OH	H
	G11	-COX ₁₀	optionally substituted C ₂ to C ₈ alkynyl	R _{7a} COO-	R _{2a} COO-	OH	H
10	G12	-CONHX ₁₀	optionally substituted C ₂ to C ₈ alkynyl	R _{7a} COO-	R _{2a} COO-	OH	H
	H1	-COOX ₁₀	heterocyclo	R _{7a} COO-	C ₆ H ₅ COO-	OH	OH
	H2	-COX ₁₀	heterocyclo	R _{7a} COO-	C ₆ H ₅ COO-	OH	OH
	H3	-CONHX ₁₀	heterocyclo	R _{7a} COO-	C ₆ H ₅ COO-	OH	OH
	H4	-COOX ₁₀	optionally substituted C ₂ to C ₈ alkyl	R _{7a} COO-	C ₆ H ₅ COO-	OH	OH
	H5	-COX ₁₀	optionally substituted C ₂ to C ₈ alkyl	R _{7a} COO-	C ₆ H ₅ COO-	OH	OH
	H6	-CONHX ₁₀	optionally substituted C ₂ to C ₈ alkyl	R _{7a} COO-	C ₆ H ₅ COO-	OH	OH

5	H7	-COOX ₁₀	optionally substituted C ₂ to C ₈ alkenyl	R _{7a} COO-	C ₆ H ₅ COO-	OH	OH
	H8	-COX ₁₀	optionally substituted C ₂ to C ₈ alkenyl	R _{7a} COO-	C ₆ H ₅ COO-	OH	OH
	H9	-CONHX ₁₀	optionally substituted C ₂ to C ₈ alkenyl	R _{7a} COO-	C ₆ H ₅ COO-	OH	OH
	H10	-COOX ₁₀	optionally substituted C ₂ to C ₈ alkynyl	R _{7a} COO-	C ₆ H ₅ COO-	OH	OH
	H11	-COX ₁₀	optionally substituted C ₂ to C ₈ alkynyl	R _{7a} COO-	C ₆ H ₅ COO-	OH	OH
10	H12	-CONHX ₁₀	optionally substituted C ₂ to C ₈ alkynyl	R _{7a} COO-	C ₆ H ₅ COO-	OH	OH
	I1	-COOX ₁₀	heterocyclo	R _{7a} COO-	R _{2a} COO-	O	OH
	I2	-COX ₁₀	heterocyclo	R _{7a} COO-	R _{2a} COO-	O	OH
	I3	-CONHX ₁₀	heterocyclo	R _{7a} COO-	R _{2a} COO-	O	OH
	I4	-COOX ₁₀	optionally substituted C ₂ to C ₈ alkyl	R _{7a} COO-	R _{2a} COO-	O	OH
	I5	-COX ₁₀	optionally substituted C ₂ to C ₈ alkyl	R _{7a} COO-	R _{2a} COO-	O	OH
	I6	-CONHX ₁₀	optionally substituted C ₂ to C ₈ alkyl	R _{7a} COO-	R _{2a} COO-	O	OH
	I7	-COOX ₁₀	optionally substituted C ₂ to C ₈ alkenyl	R _{7a} COO-	R _{2a} COO-	O	OH

5	I8	-COX ₁₀	optionally substituted C ₂ to C ₈ alkenyl	R _{7a} COO-	R _{2a} COO-	O	OH
	I9	-CONHX ₁₀	optionally substituted C ₂ to C ₈ alkenyl	R _{7a} COO-	R _{2a} COO-	O	OH
	I10	-COOX ₁₀	optionally substituted C ₂ to C ₈ alkynyl	R _{7a} COO-	R _{2a} COO-	O	OH
	I11	-COX ₁₀	optionally substituted C ₂ to C ₈ alkynyl	R _{7a} COO-	R _{2a} COO-	O	OH
	I12	-CONHX ₁₀	optionally substituted C ₂ to C ₈ alkynyl	R _{7a} COO-	R _{2a} COO-	O	OH
10	J1	-COOX ₁₀	heterocyclo	R _{7a} COO-	R _{2a} COO-	OH	OH
	J2	-COX ₁₀	heterocyclo	R _{7a} COO-	R _{2a} COO-	OH	OH
	J3	-CONHX ₁₀	heterocyclo	R _{7a} COO-	R _{2a} COO-	OH	OH
	J4	-COOX ₁₀	optionally substituted C ₂ to C ₈ alkyl	R _{7a} COO-	R _{2a} COO-	OH	OH
	J5	-COX ₁₀	optionally substituted C ₂ to C ₈ alkyl	R _{7a} COO-	R _{2a} COO-	OH	OH
	J6	-CONHX ₁₀	optionally substituted C ₂ to C ₈ alkyl	R _{7a} COO-	R _{2a} COO-	OH	OH
	J7	-COOX ₁₀	optionally substituted C ₂ to C ₈ alkenyl	R _{7a} COO-	R _{2a} COO-	OH	OH
	J8	-COX ₁₀	optionally substituted C ₂ to C ₈ alkenyl	R _{7a} COO-	R _{2a} COO-	OH	OH

	J9	-CONHX ₁₀	optionally substituted C ₂ to C ₈ alkenyl	R _{7a} COO-	R _{2a} COO-	OH	OH
	J10	-COOX ₁₀	optionally substituted C ₂ to C ₈ alkynyl	R _{7a} COO-	R _{2a} COO-	OH	OH
	J11	-COX ₁₀	optionally substituted C ₂ to C ₈ alkynyl	R _{7a} COO-	R _{2a} COO-	OH	OH
	J12	-CONHX ₁₀	optionally substituted C ₂ to C ₈ alkynyl	R _{7a} COO-	R _{2a} COO-	OH	OH
5	K1	-COOX ₁₀	heterocyclo	R _{7a} COO-	R _{2a} COO-	R _{9a} COO-	OH
	K2	-COX ₁₀	heterocyclo	R _{7a} COO-	R _{2a} COO-	R _{9a} COO-	OH
	K3	-CONHX ₁₀	heterocyclo	R _{7a} COO-	R _{2a} COO-	R _{9a} COO-	OH
	K4	-COOX ₁₀	optionally substituted C ₂ to C ₈ alkyl	R _{7a} COO-	R _{2a} COO-	R _{9a} COO-	OH
10	K5	-COX ₁₀	optionally substituted C ₂ to C ₈ alkyl	R _{7a} COO-	R _{2a} COO-	R _{9a} COO-	OH
	K6	-CONHX ₁₀	optionally substituted C ₂ to C ₈ alkyl	R _{7a} COO-	R _{2a} COO-	R _{9a} COO-	OH
	K7	-COOX ₁₀	optionally substituted C ₂ to C ₈ alkenyl	R _{7a} COO-	R _{2a} COO-	R _{9a} COO-	OH
	K8	-COX ₁₀	optionally substituted C ₂ to C ₈ alkenyl	R _{7a} COO-	R _{2a} COO-	R _{9a} COO-	OH
	K9	-CONHX ₁₀	optionally substituted C ₂ to C ₈ alkenyl	R _{7a} COO-	R _{2a} COO-	R _{9a} COO-	OH

K10	-COOX ₁₀	optionally substituted C ₂ to C ₈ alkynyl	R _{7a} COO-	R _{2a} COO-	R _{9a} COO-	OH
K11	-COX ₁₀	optionally substituted C ₂ to C ₈ alkynyl	R _{7a} COO-	R _{2a} COO-	R _{9a} COO-	OH
K12	-CONHX ₁₀	optionally substituted C ₂ to C ₈ alkynyl	R _{7a} COO-	R _{2a} COO-	R _{9a} COO-	OH

Example 15: *In Vitro* cytotoxicity measured by the cell colony formation assay

- 5 Four hundred cells (HCT116) were plated in 60 mm Petri dishes containing 2.7 mL of medium (modified McCoy's 5a medium containing 10% fetal bovine serum and 100 units/mL penicillin and 100 g/mL streptomycin). The cells were incubated in a CO₂ incubator at 37 °C for 5 h for attachment to the bottom of Petri dishes. The compounds identified in Example 2 were made up fresh in medium at ten times the
- 10 final concentration, and then 0.3 mL of this stock solution was added to the 2.7 mL of medium in the dish. The cells were then incubated with drugs for 72 h at 37 ° C. At the end of incubation the drug-containing media were decanted, the dishes were rinsed with 4 mL of Hank's Balance Salt Solution (HBSS), 5 mL of fresh medium was added, and the dishes were returned to the incubator for colony formation. The cell
- 15 colonies were counted using a colony counter after incubation for 7 days. Cell survival was calculated and the values of ID50 (the drug concentration producing 50% inhibition of colony formation) were determined for each tested compound.

Compound	IN VITRO ID 50 (nm) HCT116
taxol	2.1
docetaxel	0.6
5544	<1
5474	<1
5555	<1
5999	<1

5	6353	<1
	6226	<1
	5622	<1
	5515	<1
	5445	<1
	5600	<1
	5616	<1
	5835	<1
	5811	<1
	5919	<1
10	6326	<1

Example 16: Preparation of Taxane having C-10 Substituted Acetate and C-7 Hydroxy

N-Debenzoyl-N-*tert*-amyloxycarbonyl-3'-desphenyl-3'-(2-furyl)-10-methoxyacetyl taxol (6515) To a solution of N-debenzoyl-N-*tert*-amyloxycarbonyl-3'-desphenyl-3'-(2-furyl)-2'-(2-methoxy-2-propyl)-7-benzyloxycarbonyl-10-deacetyl-10-trimethylsilyl taxol (3.50 g) in 40 mL of 1:1 acetonitrile-pyridine at 0 °C (ice-water bath) was added dropwise over 10 minutes, 10 mL of 48% aqueous hydrofluoric acid. The cooling bath was then removed and the reaction stirred at ambient temperature for 8 h, diluted with 200 mL of ethyl acetate and washed with 25 mL of water, 2 x 20 mL of saturated aqueous NaHCO₃ and 25 mL of saturated aqueous NaCl. The organic layer was then dried over sodium sulfate and concentrated under reduced pressure to give N-debenzoyl-N-*tert*-amyloxycarbonyl-3'-desphenyl-3'-(2-furyl)-7-benzyloxycarbonyl-10-deacetyl taxol as a white solid which was dried under high vacuum (0.1 mmHg, 12 h) and used directly in the next step.

To a solution of N-debenzoyl-N-*tert*-amyloxycarbonyl-3'-desphenyl-3'-(2-furyl)-7-benzyloxycarbonyl-10-deacetyl taxol (2.17 g, 2.293 mmol) in anhydrous methylene chloride (6 mL) was added with stirring triethylamine (1.60 mL, 11.46 mmol) followed by the dropwise addition of 0.46 mL of triethylsilyl chloride. TLC of the mixture (silica gel, 2:3 ethyl acetate:hexane) after 2 h, showed the formation of only one product. Saturated aqueous NaHCO₃, 2 mL was added to the reaction which was then diluted with 70 mL of ethyl acetate, washed with 10 mL of saturated aqueous NaHCO₃ and

15 mL of saturated aqueous NaCl. The organic layer was dried over sodium sulfate and concentrated under reduced pressure to give pure N-debenzoyl-N-*tert*-amyloxycarbonyl-3'-desphenyl-3'-(2-furyl)-2'-triethylsilyl-7-benzyloxycarbonyl-10-deacetyl taxol as a white solid (2.21 g, 91%)

- 5 To a solution of N-debenzoyl-N-*tert*-amyloxycarbonyl-3'-desphenyl-3'-(2-furyl)-2'-triethylsilyl-7-benzyloxycarbonyl-10-deacetyl taxol (660 mg, 0.622 mmol) in 4 mL anhydrous pyridine at 0 °C was added DMAP (20 mg, 0.16 mmol) under a nitrogen atmosphere. To this mixture was added drop wise methoxyacetyl chloride (220 mL, 2.489 mmol). TLC (silica gel, 2:3 ethyl acetate:hexane) after 2 h showed no starting
10 material. The reaction was cooled to 0 °C (ice-water bath) and quenched by adding 80 mL of water.

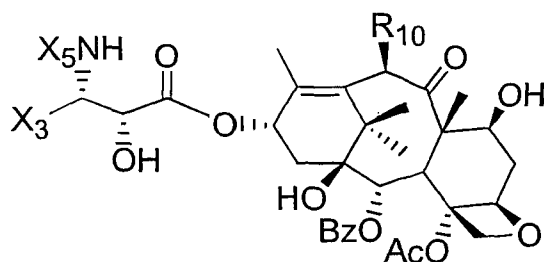
- To the reaction at 0 °C (ice-water bath) was added 4 mL of acetonitrile and 2 mL of 48% aqueous hydrofluoric acid and the cooling bath was removed. The reaction was stirred at room temperature for 8.0 h, diluted with 60 mL of ethyl acetate and washed
15 with 10 mL of saturated aqueous NaHCO₃ and 15 mL of saturated aqueous NaCl. The organic layer was dried over Na₂SO₄ and concentrated under reduce pressure to give 602 mg of a yellow solid which was purified by flash-chromatography (silica gel, 1:1 ethyl acetate:hexane) to give 538 mg (85%) of pure N-debenzoyl-N-*tert*-amyloxycarbonyl-3'-desphenyl-3'-(2-furyl)-7-benzyloxycarbonyl-10-deacetyl-10-
20 methoxyacetyl taxol (TL-650): mp 145-146 °C; Anal. Calcd. for C₅₃H₆₃NO₁₉: C, 62.53; H, 6.24. Found: C, 62.26; H, 6.20.

- To a solution of N-debenzoyl-N-*tert*-amyloxycarbonyl-3'-desphenyl-3'-(2-furyl)-7-benzyloxycarbonyl-10-deacetyl-10-methoxyacetyl taxol (TL-650, 350 mg, 0.343 mmol) in 15 mL ethyl acetate was added 10% Pd-C (100 mg). The mixture was
25 stirred under a H₂ atmosphere (using latex balloons) for 1 h, when TLC (silica gel, 1:1 ethyl acetate:hexane) showed no starting material. The reaction was then filtered through celite (3 g) and the celite pad washed with 25 mL of ethyl acetate. The combined organic extract was concentrated under reduced pressure to give 315 mg of a white solid which was purified by flash-chromatography (silica gel, 55:45 ethyl
30 acetate:hexane) to give 283mg (93%) of pure N-debenzoyl-N-*tert*-amyloxycarbonyl-3'-desphenyl-3'-(2-furyl)- -10-deacetyl-10-methoxyacetyl taxol: mp 164-166 °C; ¹H NMR (CDCl₃) 8.13 (m, 2H), 7.62(m, 1H), 7.46-7.51(m, 2H), 7.41 (m, 1H), 6.41 (bs, 1H), 6.39(dd, J=3.1, 1.5 Hz, 1H), 6.25 (d, J=3.1 Hz, 1H), 6.22(dd, J=8.8, 8.7 Hz, 1H),

5.67(1H), 5.22-5.38(m, 2H), 4.98(m, 1H), 4.76(m, 1H), 4.42(m, 2H), 4.36 (d, J=9.3 Hz, 1H), 4.28(m, 1H), 4.21 (d, J=9.3 Hz, 1H), 3.82 (m, 1H), 3.42 (s, 3H), 3.41 (d, J=5.5 Hz, 1H), 2.55-2.60(m, 1H), 2.41 (s, 3H), 2.20-2.38(m, 2H), 1.92 (s, 3H), 1.91-1.94 (m, 1H), 1.68 (bs, 3H), 1.62-1.68(m, 2H), 1.62(S, 3H), 1.36(s, 3H), 1.34(s, 3H),
 5 1.23(s, 3H), 1.16(s, 3H), 0.80(t, J=8.2Hz, 3H); Anal. Calcd. for $C_{45}H_{57}NO_{17} \cdot 1/2H_2O$: C, 60.47; H, 6.49. Found: C, 60.64; H, 6.45.

Example 17: Additional Taxanes having C-10 Acetate and C-7 Hydroxy Substituents

The procedures described in Example 16 were repeated, but other suitably protected β -lactams were substituted for the β -lactam of Example 16 to prepare the
 10 series of compounds having structural formula (12) and the combinations of substituents identified in the following table:



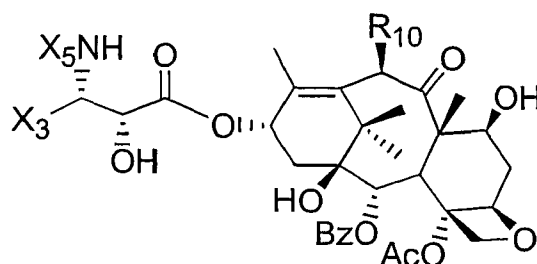
(12)

Compound	X ₅	X ₃	R ₁₀
6577	tAmOCO	2-furyl	AcOAcO-
6515	tAmOCO	2-furyl	MeOAcO-
6066	tC ₃ H ₅ CO	2-furyl	MeOAcO-
6111	tC ₃ H ₅ CO	2-furyl	PhOAcO-

Example 18: Taxanes having C-10 Substituted Acetate and C-7 Hydroxy Substituents

Following the processes described in Example 16 and elsewhere herein, the following specific taxanes having structural formula (13) may be prepared, wherein R₁₀ is R_{10a}COO- and R_{10a} is heterosubstituted methyl. In one embodiment, R_{10a} is chloromethyl, hydroxymethyl, methoxymethyl, ethoxymethyl, phenoxymethyl, acetoxymethyl, acyloxymethyl, or methylthiomethyl.

151



(13)

	X_5	X_3	R_{10}
	tBuOCO-	2-furyl	$R_{10a}COO-$
5	tBuOCO-	3-furyl	$R_{10a}COO-$
	tBuOCO-	2-thienyl	$R_{10a}COO-$
	tBuOCO-	3-thienyl	$R_{10a}COO-$
	tBuOCO-	2-pyridyl	$R_{10a}COO-$
	tBuOCO-	3-pyridyl	$R_{10a}COO-$
10	tBuOCO-	4-pyridyl	$R_{10a}COO-$
	tBuOCO-	isobutenyl	$R_{10a}COO-$
	tBuOCO-	isopropyl	$R_{10a}COO-$
	tBuOCO-	cyclopropyl	$R_{10a}COO-$
	tBuOCO-	cyclobutyl	$R_{10a}COO-$
15	tBuOCO-	cyclopentyl	$R_{10a}COO-$
	tBuOCO-	phenyl	$R_{10a}COO-$
	benzoyl	2-furyl	$R_{10a}COO-$
	benzoyl	3-furyl	$R_{10a}COO-$
	benzoyl	2-thienyl	$R_{10a}COO-$
20	benzoyl	3-thienyl	$R_{10a}COO-$
	benzoyl	2-pyridyl	$R_{10a}COO-$
	benzoyl	3-pyridyl	$R_{10a}COO-$
	benzoyl	4-pyridyl	$R_{10a}COO-$
	benzoyl	isobutenyl	$R_{10a}COO-$

5	benzoyl	isopropyl	R _{10a} COO-
	benzoyl	cyclopropyl	R _{10a} COO-
	benzoyl	cyclobutyl	R _{10a} COO-
	benzoyl	cyclopentyl	R _{10a} COO-
	benzoyl	phenyl	R _{10a} COO-
10	2-FuCO-	2-furyl	R _{10a} COO-
	2-FuCO-	3-furyl	R _{10a} COO-
	2-FuCO-	2-thienyl	R _{10a} COO-
	2-FuCO-	3-thienyl	R _{10a} COO-
	2-FuCO-	2-pyridyl	R _{10a} COO-
15	2-FuCO-	3-pyridyl	R _{10a} COO-
	2-FuCO-	4-pyridyl	R _{10a} COO-
	2-FuCO-	isobutenyl	R _{10a} COO-
	2-FuCO-	isopropyl	R _{10a} COO-
	2-FuCO-	cyclopropyl	R _{10a} COO-
20	2-FuCO-	cyclobutyl	R _{10a} COO-
	2-FuCO-	cyclopentyl	R _{10a} COO-
	2-FuCO-	phenyl	R _{10a} COO-
	2-ThCO-	2-furyl	R _{10a} COO-
	2-ThCO-	3-furyl	R _{10a} COO-
25	2-ThCO-	2-thienyl	R _{10a} COO-
	2-ThCO-	3-thienyl	R _{10a} COO-
	2-ThCO-	2-pyridyl	R _{10a} COO-
	2-ThCO-	3-pyridyl	R _{10a} COO-
	2-ThCO-	4-pyridyl	R _{10a} COO-
30	2-ThCO-	isobutenyl	R _{10a} COO-
	2-ThCO-	isopropyl	R _{10a} COO-
	2-ThCO-	cyclopropyl	R _{10a} COO-
	2-ThCO-	cyclobutyl	R _{10a} COO-
	2-ThCO-	cyclopentyl	R _{10a} COO-
	2-ThCO-	phenyl	R _{10a} COO-

5	2-PyCO-	2-furyl	R _{10a} COO-
	2-PyCO-	3-furyl	R _{10a} COO-
	2-PyCO-	2-thienyl	R _{10a} COO-
	2-PyCO-	3-thienyl	R _{10a} COO-
	2-PyCO-	2-pyridyl	R _{10a} COO-
	2-PyCO-	3-pyridyl	R _{10a} COO-
	2-PyCO-	4-pyridyl	R _{10a} COO-
	2-PyCO-	isobutenyl	R _{10a} COO-
10	2-PyCO-	isopropyl	R _{10a} COO-
	2-PyCO-	cyclopropyl	R _{10a} COO-
	2-PyCO-	cyclobutyl	R _{10a} COO-
	2-PyCO-	cyclopentyl	R _{10a} COO-
15	2-PyCO-	phenyl	R _{10a} COO-
	3-PyCO-	2-furyl	R _{10a} COO-
	3-PyCO-	3-furyl	R _{10a} COO-
	3-PyCO-	2-thienyl	R _{10a} COO-
	3-PyCO-	3-thienyl	R _{10a} COO-
	3-PyCO-	2-pyridyl	R _{10a} COO-
	3-PyCO-	3-pyridyl	R _{10a} COO-
	3-PyCO-	4-pyridyl	R _{10a} COO-
20	3-PyCO-	isobutenyl	R _{10a} COO-
	3-PyCO-	isopropyl	R _{10a} COO-
	3-PyCO-	cyclopropyl	R _{10a} COO-
	3-PyCO-	cyclobutyl	R _{10a} COO-
	3-PyCO-	cyclopentyl	R _{10a} COO-
	3-PyCO-	phenyl	R _{10a} COO-
	4-PyCO-	2-furyl	R _{10a} COO-
	4-PyCO-	3-furyl	R _{10a} COO-
25	4-PyCO-	2-thienyl	R _{10a} COO-
	4-PyCO-	3-thienyl	R _{10a} COO-
	4-PyCO-	2-pyridyl	R _{10a} COO-
	4-PyCO-	3-pyridyl	R _{10a} COO-

5	4-PyCO-	3-pyridyl	R _{10a} COO-
	4-PyCO-	4-pyridyl	R _{10a} COO-
	4-PyCO-	isobutenyl	R _{10a} COO-
	4-PyCO-	isopropyl	R _{10a} COO-
	4-PyCO-	cyclopropyl	R _{10a} COO-
	4-PyCO-	cyclobutyl	R _{10a} COO-
	4-PyCO-	cyclopentyl	R _{10a} COO-
	4-PyCO-	phenyl	R _{10a} COO-
10	C ₄ H ₇ CO-	2-furyl	R _{10a} COO-
	C ₄ H ₇ CO-	3-furyl	R _{10a} COO-
	C ₄ H ₇ CO-	2-thienyl	R _{10a} COO-
	C ₄ H ₇ CO-	3-thienyl	R _{10a} COO-
15	C ₄ H ₇ CO-	2-pyridyl	R _{10a} COO-
	C ₄ H ₇ CO-	3-pyridyl	R _{10a} COO-
	C ₄ H ₇ CO-	4-pyridyl	R _{10a} COO-
	C ₄ H ₇ CO-	isobutenyl	R _{10a} COO-
	C ₄ H ₇ CO-	isopropyl	R _{10a} COO-
	C ₄ H ₇ CO-	cyclopropyl	R _{10a} COO-
	C ₄ H ₇ CO-	cyclobutyl	R _{10a} COO-
	C ₄ H ₇ CO-	cyclopentyl	R _{10a} COO-
20	C ₄ H ₇ CO-	phenyl	R _{10a} COO-
	EtOCO-	2-furyl	R _{10a} COO-
	EtOCO-	3-furyl	R _{10a} COO-
	EtOCO-	2-thienyl	R _{10a} COO-
25	EtOCO-	3-thienyl	R _{10a} COO-
	EtOCO-	2-pyridyl	R _{10a} COO-
	EtOCO-	3-pyridyl	R _{10a} COO-
	EtOCO-	4-pyridyl	R _{10a} COO-
30	EtOCO-	isobutenyl	R _{10a} COO-
	EtOCO-	isopropyl	R _{10a} COO-
	EtOCO-	cyclopropyl	R _{10a} COO-

	EtOCO-	cyclobutyl	R _{10a} COO-
	EtOCO-	cyclopentyl	R _{10a} COO-
	EtOCO-	phenyl	R _{10a} COO-
	ibueCO-	2-furyl	R _{10a} COO-
5	ibueCO-	3-furyl	R _{10a} COO-
	ibueCO-	2-thienyl	R _{10a} COO-
	ibueCO-	3-thienyl	R _{10a} COO-
	ibueCO-	2-pyridyl	R _{10a} COO-
	ibueCO-	3-pyridyl	R _{10a} COO-
10	ibueCO-	4-pyridyl	R _{10a} COO-
	ibueCO-	isobutenyl	R _{10a} COO-
	ibueCO-	isopropyl	R _{10a} COO-
	ibueCO-	cyclopropyl	R _{10a} COO-
	ibueCO-	cyclobutyl	R _{10a} COO-
15	ibueCO-	cyclopentyl	R _{10a} COO-
	ibueCO-	phenyl	R _{10a} COO-
	iBuCO-	2-furyl	R _{10a} COO-
	iBuCO-	3-furyl	R _{10a} COO-
	iBuCO-	2-thienyl	R _{10a} COO-
20	iBuCO-	3-thienyl	R _{10a} COO-
	iBuCO-	2-pyridyl	R _{10a} COO-
	iBuCO-	3-pyridyl	R _{10a} COO-
	iBuCO-	4-pyridyl	R _{10a} COO-
	iBuCO-	isobutenyl	R _{10a} COO-
25	iBuCO-	isopropyl	R _{10a} COO-
	iBuCO-	cyclopropyl	R _{10a} COO-
	iBuCO-	cyclobutyl	R _{10a} COO-
	iBuCO-	cyclopentyl	R _{10a} COO-
	iBuCO-	phenyl	R _{10a} COO-
30	iBuOCO-	2-furyl	R _{10a} COO-
	iBuOCO-	3-furyl	R _{10a} COO-

5	iBuOCO-	2-thienyl	R _{10a} COO-
	iBuOCO-	3-thienyl	R _{10a} COO-
	iBuOCO-	2-pyridyl	R _{10a} COO-
	iBuOCO-	3-pyridyl	R _{10a} COO-
	iBuOCO-	4-pyridyl	R _{10a} COO-
10	iBuOCO-	isobutenyl	R _{10a} COO-
	iBuOCO-	isopropyl	R _{10a} COO-
	iBuOCO-	cyclopropyl	R _{10a} COO-
	iBuOCO-	cyclobutyl	R _{10a} COO-
	iBuOCO-	cyclopentyl	R _{10a} COO-
15	iBuOCO-	phenyl	R _{10a} COO-
	iPrOCO-	2-furyl	R _{10a} COO-
	iPrOCO-	3-furyl	R _{10a} COO-
	iPrOCO-	2-thienyl	R _{10a} COO-
	iPrOCO-	3-thienyl	R _{10a} COO-
20	iPrOCO-	2-pyridyl	R _{10a} COO-
	iPrOCO-	3-pyridyl	R _{10a} COO-
	iPrOCO-	4-pyridyl	R _{10a} COO-
	iPrOCO-	isobutenyl	R _{10a} COO-
	iPrOCO-	isopropyl	R _{10a} COO-
25	iPrOCO-	cyclopropyl	R _{10a} COO-
	iPrOCO-	cyclobutyl	R _{10a} COO-
	iPrOCO-	cyclopentyl	R _{10a} COO-
	iPrOCO-	phenyl	R _{10a} COO-
	nPrOCO-	2-furyl	R _{10a} COO-
30	nPrOCO-	3-furyl	R _{10a} COO-
	nPrOCO-	2-thienyl	R _{10a} COO-
	nPrOCO-	3-thienyl	R _{10a} COO-
	nPrOCO-	2-pyridyl	R _{10a} COO-
	nPrOCO-	3-pyridyl	R _{10a} COO-
	nPrOCO-	4-pyridyl	R _{10a} COO-

5	nPrOCO-	isobutenyl	R _{10a} COO-
	nPrOCO-	isopropyl	R _{10a} COO-
	nPrOCO-	cyclopropyl	R _{10a} COO-
	nPrOCO-	cyclobutyl	R _{10a} COO-
	nPrOCO-	cyclopentyl	R _{10a} COO-
10	nPrCO-	phenyl	R _{10a} COO-
	nPrCO-	2-furyl	R _{10a} COO-
	nPrCO-	3-furyl	R _{10a} COO-
	nPrCO-	2-thienyl	R _{10a} COO-
	nPrCO-	3-thienyl	R _{10a} COO-
15	nPrCO-	2-pyridyl	R _{10a} COO-
	nPrCO-	3-pyridyl	R _{10a} COO-
	nPrCO-	4-pyridyl	R _{10a} COO-
	nPrCO-	isobutenyl	R _{10a} COO-
	nPrCO-	isopropyl	R _{10a} COO-
	nPrCO-	cyclopropyl	R _{10a} COO-
	nPrCO-	cyclobutyl	R _{10a} COO-
	nPrCO-	cyclopentyl	R _{10a} COO-
	nPrCO-	phenyl	R _{10a} COO-

20 Example 19: Taxanes having C-10 Substituted Acetate and C-7 Hydroxy Substituents

Following the processes described in Example 16 and elsewhere herein, the following specific taxanes having structural formula (14) may be prepared, wherein R₇ is hydroxy and R₁₀ in each of the series (that is, each of series "A" through "K") is as previously defined, including wherein R₁₀ is R_{10a}COO- wherein R_{10a} is a heterosubstituted methyl moiety lacking a carbon atom which is in the beta position relative to the carbon atom of which R_{10a} is a substituent. The heterosubstituted methyl is covalently bonded to at least one heteroatom and optionally with hydrogen, the heteroatom being, for example, a nitrogen, oxygen, silicon, phosphorous, boron, sulfur, or halogen atom. The heteroatom may, in turn, be substituted with other atoms to form a heterocyclo, alkoxy, alkenoxy, alkynoxy, aryloxy, hydroxy, protected

hydroxy, oxy, acyloxy, nitro, amino, amido, thiol, ketals, acetals, esters or ether moiety. Exemplary R_{10} substituents include $R_{10a}COO-$ wherein R_{10a} is chloromethyl, hydroxymethyl, methoxymethyl, ethoxymethyl, phenoxyethyl, acetoxymethyl, acyloxymethyl, or methylthiomethyl.

5 In the "A" series of compounds, X_{10} is as otherwise as defined herein. Preferably, heterocyclo is substituted or unsubstituted furyl, thienyl, or pyridyl, X_{10} is substituted or unsubstituted furyl, thienyl, pyridyl, phenyl, or lower alkyl (e.g., tert-butyl), and R_7 and R_{10} each have the beta stereochemical configuration.

10 In the "B" series of compounds, X_{10} and R_{2a} are as otherwise as defined herein. Preferably, heterocyclo is preferably substituted or unsubstituted furyl, thienyl, or pyridyl, X_{10} is preferably substituted or unsubstituted furyl, thienyl, pyridyl, phenyl, or lower alkyl (e.g., tert-butyl), R_{2a} is preferably substituted or unsubstituted furyl, thienyl, pyridyl, phenyl, or lower alkyl, and R_7 and R_{10} each have the beta stereochemical configuration.

15 In the "C" series of compounds, X_{10} and R_{9a} are as otherwise as defined herein. Preferably, heterocyclo is preferably substituted or unsubstituted furyl, thienyl, or pyridyl, X_{10} is preferably substituted or unsubstituted furyl, thienyl, pyridyl, phenyl, or lower alkyl (e.g., tert-butyl), R_{9a} is preferably substituted or unsubstituted furyl, thienyl, pyridyl, phenyl, or lower alkyl, and R_7 , R_9 and R_{10} each have the beta stereochemical configuration.

20 In the "D" and "E" series of compounds, X_{10} is as otherwise as defined herein. Preferably, heterocyclo is preferably substituted or unsubstituted furyl, thienyl, or pyridyl, X_{10} is preferably substituted or unsubstituted furyl, thienyl, pyridyl, phenyl, or lower alkyl (e.g., tert-butyl), and R_7 , R_9 (series D only) and R_{10} each have the beta stereochemical configuration.

25 In the "F" series of compounds, X_{10} , R_{2a} and R_{9a} are as otherwise as defined herein. Preferably, heterocyclo is preferably substituted or unsubstituted furyl, thienyl, or pyridyl, X_{10} is preferably substituted or unsubstituted furyl, thienyl, pyridyl, phenyl, or lower alkyl (e.g., tert-butyl), R_{2a} is preferably substituted or unsubstituted furyl, thienyl, pyridyl, phenyl, or lower alkyl, and R_7 , R_9 and R_{10} each have the beta stereochemical configuration.

30 In the "G" series of compounds, X_{10} and R_{2a} are as otherwise as defined herein. Preferably, heterocyclo is preferably substituted or unsubstituted furyl, thienyl, or pyridyl, X_{10} is preferably substituted or unsubstituted furyl, thienyl, pyridyl, phenyl, or lower alkyl (e.g., tert-butyl), R_{2a} is preferably substituted or unsubstituted

35

furyl, thienyl, pyridyl, phenyl, or lower alkyl, and R_7 , R_9 and R_{10} each have the beta stereochemical configuration.

In the "H" series of compounds, X_{10} is as otherwise as defined herein. Preferably, heterocyclo is preferably substituted or unsubstituted furyl, thienyl, or pyridyl, X_{10} is preferably substituted or unsubstituted furyl, thienyl, pyridyl, phenyl, or lower alkyl (e.g., tert-butyl), R_{2a} is preferably substituted or unsubstituted furyl, thienyl, pyridyl, phenyl, or lower alkyl, and R_7 and R_{10} each have the beta stereochemical configuration.

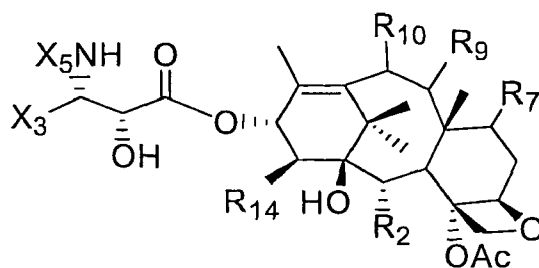
In the "I" series of compounds, X_{10} and R_{2a} are as otherwise as defined herein. Preferably, heterocyclo is preferably substituted or unsubstituted furyl, thienyl, or pyridyl, X_{10} is preferably substituted or unsubstituted furyl, thienyl, pyridyl, phenyl, or lower alkyl (e.g., tert-butyl), R_{2a} is preferably substituted or unsubstituted furyl, thienyl, pyridyl, phenyl, or lower alkyl, and R_7 and R_{10} each have the beta stereochemical configuration.

In the "J" series of compounds, X_{10} and R_{2a} are as otherwise as defined herein. Preferably, heterocyclo is preferably substituted or unsubstituted furyl, thienyl, or pyridyl, X_{10} is preferably substituted or unsubstituted furyl, thienyl, pyridyl, phenyl, or lower alkyl (e.g., tert-butyl), R_{2a} is preferably substituted or unsubstituted furyl, thienyl, pyridyl, phenyl, or lower alkyl, and R_7 , R_9 and R_{10} each have the beta stereochemical configuration.

In the "K" series of compounds, X_{10} , R_{2a} and R_{9a} are as otherwise as defined herein. Preferably, heterocyclo is preferably substituted or unsubstituted furyl, thienyl, or pyridyl, X_{10} is preferably substituted or unsubstituted furyl, thienyl, pyridyl, phenyl, or lower alkyl (e.g., tert-butyl), R_{2a} is preferably substituted or unsubstituted furyl, thienyl, pyridyl, phenyl, or lower alkyl, and R_7 , R_9 and R_{10} each have the beta stereochemical configuration.

Any substituents of each X_3 , X_5 , R_2 , R_7 , and R_9 may be hydrocarbonyl or any of the heteroatom containing substituents selected from the group consisting of heterocyclo, alkoxy, alkenoxy, alkynoxy, aryloxy, hydroxy, protected hydroxy, keto, acyloxy, nitro, amino, amido, thiol, ketal, acetal, ester and ether moieties, but not phosphorous containing moieties.

160



(14)

	Series	X_5	X_3	R_{10}	R_2	R_9	R_{14}
5	A1	$-COOX_{10}$	heterocyclo	$R_{10a}COO-$	C_6H_5COO-	O	H
	A2	$-COX_{10}$	heterocyclo	$R_{10a}COO-$	C_6H_5COO-	O	H
	A3	$-CONHX_{10}$	heterocyclo	$R_{10a}COO-$	C_6H_5COO-	O	H
	A4	$-COOX_{10}$	optionally substituted C_2 to C_8 alkyl	$R_{10a}COO-$	C_6H_5COO-	O	H
	A5	$-COX_{10}$	optionally substituted C_2 to C_8 alkyl	$R_{10a}COO-$	C_6H_5COO-	O	H
10	A6	$-CONHX_{10}$	optionally substituted C_2 to C_8 alkyl	$R_{10a}COO-$	C_6H_5COO-	O	H
	A7	$-COOX_{10}$	optionally substituted C_2 to C_8 alkenyl	$R_{10a}COO-$	C_6H_5COO-	O	H
	A8	$-COX_{10}$	optionally substituted C_2 to C_8 alkenyl	$R_{10a}COO-$	C_6H_5COO-	O	H
	A9	$-CONHX_{10}$	optionally substituted C_2 to C_8 alkenyl	$R_{10a}COO-$	C_6H_5COO-	O	H
	A10	$-COOX_{10}$	optionally substituted C_2 to C_8 alkynyl	$R_{10a}COO-$	C_6H_5COO-	O	H
15	A11	$-COX_{10}$	optionally substituted C_2 to C_8 alkynyl	$R_{10a}COO-$	C_6H_5COO-	O	H

5	A12	-CONHX ₁₀	optionally substituted C ₂ to C ₈ alkynyl	R _{10a} COO-	C ₆ H ₅ COO-	O	H
	B1	-COOX ₁₀	heterocyclo	R _{10a} COO-	R _{2a} COO-	O	H
	B2	-COX ₁₀	heterocyclo	R _{10a} COO-	R _{2a} COO-	O	H
	B3	-CONHX ₁₀	heterocyclo	R _{10a} COO-	R _{2a} COO-	O	H
	B4	-COOX ₁₀	optionally substituted C ₂ to C ₈ alkyl	R _{10a} COO-	R _{2a} COO-	O	H
10	B5	-COX ₁₀	optionally substituted C ₂ to C ₈ alkyl	R _{10a} COO-	R _{2a} COO-	O	H
	B6	-CONHX ₁₀	optionally substituted C ₂ to C ₈ alkyl	R _{10a} COO-	R _{2a} COO-	O	H
	B7	-COOX ₁₀	optionally substituted C ₂ to C ₈ alkenyl	R _{10a} COO-	R _{2a} COO-	O	H
	B8	-COX ₁₀	optionally substituted C ₂ to C ₈ alkenyl	R _{10a} COO-	R _{2a} COO-	O	H
	B9	-CONHX ₁₀	optionally substituted C ₂ to C ₈ alkenyl	R _{10a} COO-	R _{2a} COO-	O	H
15	B10	-COOX ₁₀	optionally substituted C ₂ to C ₈ alkynyl	R _{10a} COO-	R _{2a} COO-	O	H
	B11	-COX ₁₀	optionally substituted C ₂ to C ₈ alkynyl	R _{10a} COO-	R _{2a} COO-	O	H
	B12	-CONHX ₁₀	optionally substituted C ₂ to C ₈ alkynyl	R _{10a} COO-	R _{2a} COO-	O	H
	C1	-COOX ₁₀	heterocyclo	R _{10a} COO-	C ₆ H ₅ COO-	R _{9a} COO-	H
	C2	-COX ₁₀	heterocyclo	R _{10a} COO-	C ₆ H ₅ COO-	R _{9a} COO-	H
	C3	-CONHX ₁₀	heterocyclo	R _{10a} COO-	C ₆ H ₅ COO-	R _{9a} COO-	H
	C4	-COOX ₁₀	optionally substituted C ₂ to C ₈ alkyl	R _{10a} COO-	C ₆ H ₅ COO-	R _{9a} COO-	H

5	C5	-COX ₁₀	optionally substituted C ₂ to C ₈ alkyl	R _{10a} COO-	C ₆ H ₅ COO-	R _{9a} COO-	H
	C6	-CONHX ₁₀	optionally substituted C ₂ to C ₈ alkyl	R _{10a} COO-	C ₆ H ₅ COO-	R _{9a} COO-	H
	C7	-COOX ₁₀	optionally substituted C ₂ to C ₈ alkenyl	R _{10a} COO-	C ₆ H ₅ COO-	R _{9a} COO-	H
	C8	-COX ₁₀	optionally substituted C ₂ to C ₈ alkenyl	R _{10a} COO-	C ₆ H ₅ COO-	R _{9a} COO-	H
	C9	-CONHX ₁₀	optionally substituted C ₂ to C ₈ alkenyl	R _{10a} COO-	C ₆ H ₅ COO-	R _{9a} COO-	H
	C10	-COOX ₁₀	optionally substituted C ₂ to C ₈ alkynyl	R _{10a} COO-	C ₆ H ₅ COO-	R _{9a} COO-	H
	C11	-COX ₁₀	optionally substituted C ₂ to C ₈ alkynyl	R _{10a} COO-	C ₆ H ₅ COO-	R _{9a} COO-	H
	C12	-CONHX ₁₀	optionally substituted C ₂ to C ₈ alkynyl	R _{10a} COO-	C ₆ H ₅ COO-	R _{9a} COO-	H
10	D1	-COOX ₁₀	heterocyclo	R _{10a} COO-	C ₆ H ₅ COO-	OH	H
	D2	-COX ₁₀	heterocyclo	R _{10a} COO-	C ₆ H ₅ COO-	OH	H
	D3	-CONHX ₁₀	heterocyclo	R _{10a} COO-	C ₆ H ₅ COO-	OH	H
	D4	-COOX ₁₀	optionally substituted C ₂ to C ₈ alkyl	R _{10a} COO-	C ₆ H ₅ COO-	OH	H
	D5	-COX ₁₀	optionally substituted C ₂ to C ₈ alkyl	R _{10a} COO-	C ₆ H ₅ COO-	OH	H
15	D6	-CONHX ₁₀	optionally substituted C ₂ to C ₈ alkyl	R _{10a} COO-	C ₆ H ₅ COO-	OH	H
	D7	-COOX ₁₀	optionally substituted C ₂ to C ₈ alkenyl	R _{10a} COO-	C ₆ H ₅ COO-	OH	H
	D8	-COX ₁₀	optionally substituted C ₂ to C ₈ alkenyl	R _{10a} COO-	C ₆ H ₅ COO-	OH	H

	D9	-CONHX ₁₀	optionally substituted C ₂ to C ₈ alkenyl	R _{10a} COO-	C ₆ H ₅ COO-	OH	H
	D10	-COOX ₁₀	optionally substituted C ₂ to C ₈ alkynyl	R _{10a} COO-	C ₆ H ₅ COO-	OH	H
	D11	-COX ₁₀	optionally substituted C ₂ to C ₈ alkynyl	R _{10a} COO-	C ₆ H ₅ COO-	OH	H
	D12	-CONHX ₁₀	optionally substituted C ₂ to C ₈ alkynyl	R _{10a} COO-	C ₆ H ₅ COO-	OH	H
5	E1	-COOX ₁₀	heterocyclo	R _{10a} COO-	C ₆ H ₅ COO-	O	OH
	E2	-COX ₁₀	heterocyclo	R _{10a} COO-	C ₆ H ₅ COO-	O	OH
	E3	-CONHX ₁₀	heterocyclo	R _{10a} COO-	C ₆ H ₅ COO-	O	OH
	E4	-COOX ₁₀	optionally substituted C ₂ to C ₈ alkyl	R _{10a} COO-	C ₆ H ₅ COO-	O	OH
	E5	-COX ₁₀	optionally substituted C ₂ to C ₈ alkyl	R _{10a} COO-	C ₆ H ₅ COO-	O	OH
10	E6	-CONHX ₁₀	optionally substituted C ₂ to C ₈ alkyl	R _{10a} COO-	C ₆ H ₅ COO-	O	OH
	E7	-COOX ₁₀	optionally substituted C ₂ to C ₈ alkenyl	R _{10a} COO-	C ₆ H ₅ COO-	O	OH
	E8	-COX ₁₀	optionally substituted C ₂ to C ₈ alkenyl	R _{10a} COO-	C ₆ H ₅ COO-	O	OH
	E9	-CONHX ₁₀	optionally substituted C ₂ to C ₈ alkenyl	R _{10a} COO-	C ₆ H ₅ COO-	O	OH
	E10	-COOX ₁₀	optionally substituted C ₂ to C ₈ alkynyl	R _{10a} COO-	C ₆ H ₅ COO-	O	OH
15	E11	-COX ₁₀	optionally substituted C ₂ to C ₈ alkynyl	R _{10a} COO-	C ₆ H ₅ COO-	O	OH
	E12	-CONHX ₁₀	optionally substituted C ₂ to C ₈ alkynyl	R _{10a} COO-	C ₆ H ₅ COO-	O	OH

5	F1	-COOX ₁₀	heterocyclo	R _{10a} COO-	R _{2a} COO-	R _{9a} COO-	H
	F2	-COX ₁₀	heterocyclo	R _{10a} COO-	R _{2a} COO-	R _{9a} COO-	H
	F3	-CONHX ₁₀	heterocyclo	R _{10a} COO-	R _{2a} COO-	R _{9a} COO-	H
	F4	-COOX ₁₀	optionally substituted C ₂ to C ₈ alkyl	R _{10a} COO-	R _{2a} COO-	R _{9a} COO-	H
	F5	-COX ₁₀	optionally substituted C ₂ to C ₈ alkyl	R _{10a} COO-	R _{2a} COO-	R _{9a} COO-	H
10	F6	-CONHX ₁₀	optionally substituted C ₂ to C ₈ alkyl	R _{10a} COO-	R _{2a} COO-	R _{9a} COO-	H
	F7	-COOX ₁₀	optionally substituted C ₂ to C ₈ alkenyl	R _{10a} COO-	R _{2a} COO-	R _{9a} COO-	H
	F8	-COX ₁₀	optionally substituted C ₂ to C ₈ alkenyl	R _{10a} COO-	R _{2a} COO-	R _{9a} COO-	H
	F9	-CONHX ₁₀	optionally substituted C ₂ to C ₈ alkenyl	R _{10a} COO-	R _{2a} COO-	R _{9a} COO-	H
	F10	-COOX ₁₀	optionally substituted C ₂ to C ₈ alkynyl	R _{10a} COO-	R _{2a} COO-	R _{9a} COO-	H
15	F11	-COX ₁₀	optionally substituted C ₂ to C ₈ alkynyl	R _{10a} COO-	R _{2a} COO-	R _{9a} COO-	H
	F12	-CONHX ₁₀	optionally substituted C ₂ to C ₈ alkynyl	R _{10a} COO-	R _{2a} COO-	R _{9a} COO-	H
	G1	-COOX ₁₀	heterocyclo	R _{10a} COO-	R _{2a} COO-	OH	H
	G2	-COX ₁₀	heterocyclo	R _{10a} COO-	R _{2a} COO-	OH	H
	G3	-CONHX ₁₀	heterocyclo	R _{10a} COO-	R _{2a} COO-	OH	H
	G4	-COOX ₁₀	optionally substituted C ₂ to C ₈ alkyl	R _{10a} COO-	R _{2a} COO-	OH	H
	G5	-COX ₁₀	optionally substituted C ₂ to C ₈ alkyl	R _{10a} COO-	R _{2a} COO-	OH	H

5	G6	-CONHX ₁₀	optionally substituted C ₂ to C ₈ alkyl	R _{10a} COO-	R _{2a} COO-	OH	H
	G7	-COOX ₁₀	optionally substituted C ₂ to C ₈ alkenyl	R _{10a} COO-	R _{2a} COO-	OH	H
	G8	-COX ₁₀	optionally substituted C ₂ to C ₈ alkenyl	R _{10a} COO-	R _{2a} COO-	OH	H
	G9	-CONHX ₁₀	optionally substituted C ₂ to C ₈ alkenyl	R _{10a} COO-	R _{2a} COO-	OH	H
	G10	-COOX ₁₀	optionally substituted C ₂ to C ₈ alkynyl	R _{10a} COO-	R _{2a} COO-	OH	H
10	G11	-COX ₁₀	optionally substituted C ₂ to C ₈ alkynyl	R _{10a} COO-	R _{2a} COO-	OH	H
	G12	-CONHX ₁₀	optionally substituted C ₂ to C ₈ alkynyl	R _{10a} COO-	R _{2a} COO-	OH	H
	H1	-COOX ₁₀	heterocyclo	R _{10a} COO-	C ₆ H ₅ COO-	OH	OH
	H2	-COX ₁₀	heterocyclo	R _{10a} COO-	C ₆ H ₅ COO-	OH	OH
	H3	-CONHX ₁₀	heterocyclo	R _{10a} COO-	C ₆ H ₅ COO-	OH	OH
15	H4	-COOX ₁₀	optionally substituted C ₂ to C ₈ alkyl	R _{10a} COO-	C ₆ H ₅ COO-	OH	OH
	H5	-COX ₁₀	optionally substituted C ₂ to C ₈ alkyl	R _{10a} COO-	C ₆ H ₅ COO-	OH	OH
	H6	-CONHX ₁₀	optionally substituted C ₂ to C ₈ alkyl	R _{10a} COO-	C ₆ H ₅ COO-	OH	OH
	H7	-COOX ₁₀	optionally substituted C ₂ to C ₈ alkenyl	R _{10a} COO-	C ₆ H ₅ COO-	OH	OH
	H8	-COX ₁₀	optionally substituted C ₂ to C ₈ alkenyl	R _{10a} COO-	C ₆ H ₅ COO-	OH	OH
	H9	-CONHX ₁₀	optionally substituted C ₂ to C ₈ alkenyl	R _{10a} COO-	C ₆ H ₅ COO-	OH	OH

5	H10	-COOX ₁₀	optionally substituted C ₂ to C ₈ alkynyl	R _{10a} COO-	C ₆ H ₅ COO-	OH	OH
	H11	-COX ₁₀	optionally substituted C ₂ to C ₈ alkynyl	R _{10a} COO-	C ₆ H ₅ COO-	OH	OH
	H12	-CONHX ₁₀	optionally substituted C ₂ to C ₈ alkynyl	R _{10a} COO-	C ₆ H ₅ COO-	OH	OH
	I1	-COOX ₁₀	heterocyclo	R _{10a} COO-	R _{2a} COO-	O	OH
	I2	-COX ₁₀	heterocyclo	R _{10a} COO-	R _{2a} COO-	O	OH
	I3	-CONHX ₁₀	heterocyclo	R _{10a} COO-	R _{2a} COO-	O	OH
	I4	-COOX ₁₀	optionally substituted C ₂ to C ₈ alkyl	R _{10a} COO-	R _{2a} COO-	O	OH
	I5	-COX ₁₀	optionally substituted C ₂ to C ₈ alkyl	R _{10a} COO-	R _{2a} COO-	O	OH
	I6	-CONHX ₁₀	optionally substituted C ₂ to C ₈ alkyl	R _{10a} COO-	R _{2a} COO-	O	OH
	I7	-COOX ₁₀	optionally substituted C ₂ to C ₈ alkenyl	R _{10a} COO-	R _{2a} COO-	O	OH
	I8	-COX ₁₀	optionally substituted C ₂ to C ₈ alkenyl	R _{10a} COO-	R _{2a} COO-	O	OH
	I9	-CONHX ₁₀	optionally substituted C ₂ to C ₈ alkenyl	R _{10a} COO-	R _{2a} COO-	O	OH
10	I10	-COOX ₁₀	optionally substituted C ₂ to C ₈ alkynyl	R _{10a} COO-	R _{2a} COO-	O	OH
	I11	-COX ₁₀	optionally substituted C ₂ to C ₈ alkynyl	R _{10a} COO-	R _{2a} COO-	O	OH
	I12	-CONHX ₁₀	optionally substituted C ₂ to C ₈ alkynyl	R _{10a} COO-	R _{2a} COO-	O	OH
15	J1	-COOX ₁₀	heterocyclo	R _{10a} COO-	R _{2a} COO-	OH	OH
	J2	-COX ₁₀	heterocyclo	R _{10a} COO-	R _{2a} COO-	OH	OH

5	J3	-CONHX ₁₀	heterocyclo	R _{10a} COO-	R _{2a} COO-	OH	OH
	J4	-COOX ₁₀	optionally substituted C ₂ to C ₈ alkyl	R _{10a} COO-	R _{2a} COO-	OH	OH
	J5	-COX ₁₀	optionally substituted C ₂ to C ₈ alkyl	R _{10a} COO-	R _{2a} COO-	OH	OH
	J6	-CONHX ₁₀	optionally substituted C ₂ to C ₈ alkyl	R _{10a} COO-	R _{2a} COO-	OH	OH
	J7	-COOX ₁₀	optionally substituted C ₂ to C ₈ alkenyl	R _{10a} COO-	R _{2a} COO-	OH	OH
	J8	-COX ₁₀	optionally substituted C ₂ to C ₈ alkenyl	R _{10a} COO-	R _{2a} COO-	OH	OH
	J9	-CONHX ₁₀	optionally substituted C ₂ to C ₈ alkenyl	R _{10a} COO-	R _{2a} COO-	OH	OH
	J10	-COOX ₁₀	optionally substituted C ₂ to C ₈ alkynyl	R _{10a} COO-	R _{2a} COO-	OH	OH
	J11	-COX ₁₀	optionally substituted C ₂ to C ₈ alkynyl	R _{10a} COO-	R _{2a} COO-	OH	OH
	J12	-CONHX ₁₀	optionally substituted C ₂ to C ₈ alkynyl	R _{10a} COO-	R _{2a} COO-	OH	OH
10	K1	-COOX ₁₀	heterocyclo	R _{10a} COO-	R _{2a} COO-	R _{9a} COO-	OH
	K2	-COX ₁₀	heterocyclo	R _{10a} COO-	R _{2a} COO-	R _{9a} COO-	OH
	K3	-CONHX ₁₀	heterocyclo	R _{10a} COO-	R _{2a} COO-	R _{9a} COO-	OH
	K4	-COOX ₁₀	optionally substituted C ₂ to C ₈ alkyl	R _{10a} COO-	R _{2a} COO-	R _{9a} COO-	OH
	K5	-COX ₁₀	optionally substituted C ₂ to C ₈ alkyl	R _{10a} COO-	R _{2a} COO-	R _{9a} COO-	OH
	K6	-CONHX ₁₀	optionally substituted C ₂ to C ₈ alkyl	R _{10a} COO-	R _{2a} COO-	R _{9a} COO-	OH

5	K7	-COOX ₁₀	optionally substituted C ₂ to C ₈ alkenyl	R _{10a} COO-	R _{2a} COO-	R _{9a} COO-	OH
	K8	-COX ₁₀	optionally substituted C ₂ to C ₈ alkenyl	R _{10a} COO-	R _{2a} COO-	R _{9a} COO-	OH
	K9	-CONHX ₁₀	optionally substituted C ₂ to C ₈ alkenyl	R _{10a} COO-	R _{2a} COO-	R _{9a} COO-	OH
	K10	-COOX ₁₀	optionally substituted C ₂ to C ₈ alkynyl	R _{10a} COO-	R _{2a} COO-	R _{9a} COO-	OH
	K11	-COX ₁₀	optionally substituted C ₂ to C ₈ alkynyl	R _{10a} COO-	R _{2a} COO-	R _{9a} COO-	OH
	K12	-CONHX ₁₀	optionally substituted C ₂ to C ₈ alkynyl	R _{10a} COO-	R _{2a} COO-	R _{9a} COO-	OH

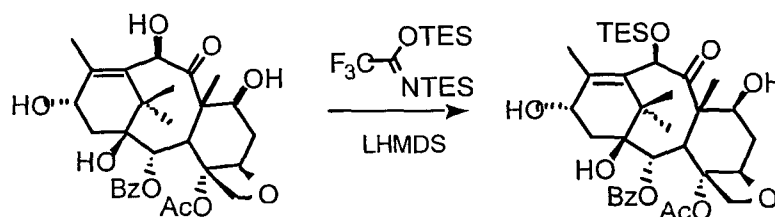
Example 20: *In Vitro* cytotoxicity measured by the cell colony formation assay

Four hundred cells (HCT116) were plated in 60 mm Petri dishes containing 2.7 mL of medium (modified McCoy's 5a medium containing 10% fetal bovine serum and 100 units/mL penicillin and 100 g/mL streptomycin). The cells were incubated in a CO₂ incubator at 37 °C for 5 h for attachment to the bottom of Petri dishes. The compounds identified in Example 2 were made up fresh in medium at ten times the final concentration, and then 0.3 mL of this stock solution was added to the 2.7 mL of medium in the dish. The cells were then incubated with drugs for 72 h at 37 °C. At the end of incubation the drug-containing media were decanted, the dishes were rinsed with 4 mL of Hank's Balance Salt Solution (HBSS), 5 mL of fresh medium was added, and the dishes were returned to the incubator for colony formation. The cell colonies were counted using a colony counter after incubation for 7 days. Cell survival was calculated and the values of ID50 (the drug concentration producing 50% inhibition of colony formation) were determined for each tested compound.

5

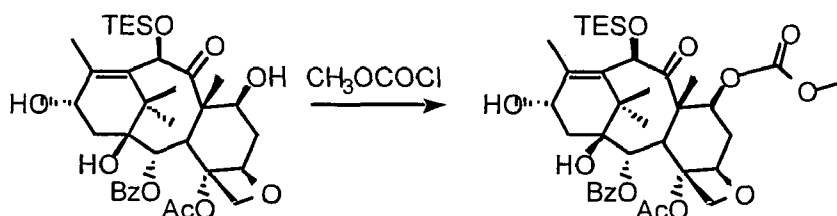
Compound	IN VITRO ID 50 (nm) HCT116
taxol	2.1
docetaxel	0.6
6577	<1
6515	<1
6066	<1
6111	<1

Example 21: Preparation of Taxane having C-7 Carbonate and C-10 Hydroxy

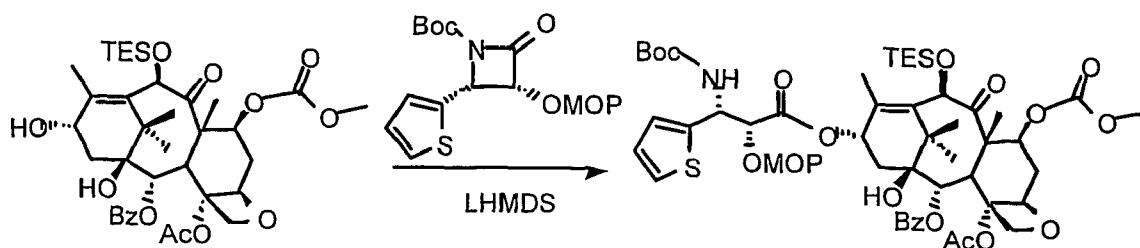


- 10 **10-Triethylsilyl-10-deacetyl baccatin III.** To a solution of 1.0 g (1.84 mmol) of 10-deacetyl baccatin III in 50 mL of THF at -10 °C under a nitrogen atmosphere was added 0.857 mL (2.76 mmol, 1.5 mol equiv) of *N,O*-(bis)-TES-trifluoroacetamide over a period of 3 min. This was followed by the addition of 0.062 mL of a 0.89 M THF solution of lithium bis(trimethylsilyl)amide (0.055 mmol, 0.03 mol equiv). After 10 min
- 15 0.038 mL (0.92 mmol, 0.5 mol equiv) of methanol was added, and after an additional 5 min 4 mL (0.055 mmol, 0.03 mol equiv) of acetic acid was added. The solution was diluted with 300 mL of ethyl acetate and washed two times with 100 mL of saturated aqueous sodium bicarbonate solution. The combined aqueous layers were extracted with 100 mL of ethyl acetate and the combined organic layers were washed with
- 20 brine, dried over sodium sulfate, and concentrated under reduced pressure. To the residue was added 100 mL of hexane and the solid (1.23 g, 101%) was collected by filtration. Recrystallization of the solid by dissolving in boiling ethyl acetate (20 mL, 17 mL/g) and cooling to room temperature gave 1.132 g (94%) of a white solid. m.p. 242 °C; $[\alpha]_D^{25}$ -60.4 (c 0.7, CHCl₃); ¹H NMR (CDCl₃, 400MHz) δ (p.p.m): 8.10 (2H, d, *J_m* = 7.5Hz, Bzo), 7.60 (1H, t, *J_m* = 7.5Hz, Bzp), 7.47 (2H, t, *J_o* = 7.5Hz, Bzm),
- 25 5.64 (1H, d, *J₃* = 6.9Hz, H2), 5.26 (1H, s, H10), 4.97 (1H, dd, *J_{6 β}* = 2.2Hz, *J_{6 α}* =

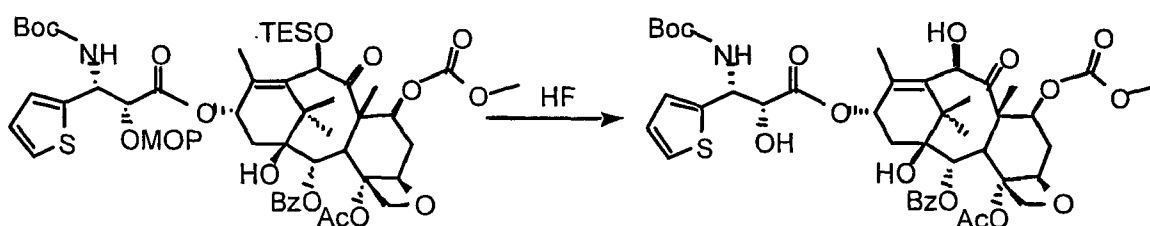
- 9.9Hz, H5), 4.85 (1H, dd, $J_{14\alpha} = 8.9\text{Hz}$, $J_{14\beta} = 8.9\text{Hz}$, H13), 4.30 (1H, d, $J_{20\beta} = 8.5\text{Hz}$, H20 α), 4.23 (1H, ddd, $J_{7\text{OH}} = 4.5\text{Hz}$, $J_{6\alpha} = 6.6\text{Hz}$, $J_{6\beta} = 11.0\text{Hz}$, H7), 4.15 (1H, d, $J_{20\alpha} = 8.5\text{Hz}$, H20 β), 4.00 (1H, d, $J_2 = 6.9\text{Hz}$, H3), 2.58 (1H, ddd, $J_7 = 6.6\text{Hz}$, $J_5 = 9.9\text{Hz}$, $J_{6\beta} = 14.5\text{Hz}$, H6 α), 2.28-2.25 (5H, m, 4Ac, H14 α , H14 β), 2.02 (3H, s, 18Me), 1.97 (1H, d, $J_7 = 4.5\text{Hz}$, H7OH), 1.78 (1H, ddd, $J_7 = 11.0\text{Hz}$, $J_5 = 2.2\text{Hz}$, $J_{6\alpha} = 14.5\text{Hz}$, H6 β), 1.68 (3H, s, 19Me), 1.56 (1H, s, OH1), 1.32 (1H, d, $J_{13} = 8.8\text{Hz}$, OH13), 1.18 (3H, s, 17Me), 1.06 (3H, s, 16Me), 0.98 (9H, t, $J_{\text{CH}_2(\text{TES})} = 7.3\text{Hz}$, $\text{CH}_2(\text{TES})$), 0.65 (6H, dq, $J_{\text{CH}_3(\text{TES})} = 7.3\text{Hz}$, $\text{CH}_3(\text{TES})$), 0.65 (6H, dq, $J_{\text{CH}_3(\text{TES})} = 7.3\text{Hz}$, $\text{CH}_2(\text{TES})$)).



- 10-Triethylsilyl-10-deacetyl-7-methoxycarbonyl baccatin III.** To a solution of 9.3 g (14.1 mmol) of 10-triethylsilyl-10-deacetyl baccatin III and 10.35 g (84.6 mmol) of DMAP in 500 mL of dichloromethane at 0 °C under a nitrogen atmosphere was added 2.15 mL (22.7 mmol, 1.5 mol equiv) of methyl chloroformate. The mixture was stirred at 0 °C for 4 h, diluted with 300 mL of saturated aqueous ammonium chloride solution and extracted twice with 200 mL of ethyl acetate. The organic layer was washed with 500 mL of 10% aqueous copper sulfate solution, 500 mL of saturated aqueous sodium bicarbonate solution, 100 mL of brine, dried over sodium sulfate and concentrated under reduced pressure. The crude product was recrystallized from ethyl acetate to give 8.92 g (88%) of 10-triethylsilyl-10-deacetyl-7-methoxycarbonyl baccatin III. m.p. 260-262 °C; $[\alpha]_D^{25} -54.3$ (c 0.89, CHCl_3); $^1\text{H NMR}$ (CDCl_3 , 500MHz) δ (ppm): 8.10 (2H, d, $J_m = 8.5\text{Hz}$, Bzo), 7.60 (1H, t, $J_m = 8.5\text{Hz}$, Bzp), 7.47 (2H, t, $J_o = 8.5\text{Hz}$, Bzm), 5.64 (1H, d, $J_3 = 7.0\text{Hz}$, H2), 5.31 (1H, dd, $J_{6\alpha} = 7.0\text{Hz}$, $J_{6\beta} = 10.0\text{Hz}$, H7), 5.28 (1H, s, H10), 4.96 (1H, d, $J_{6\alpha} = 8.5\text{Hz}$, H5), 4.86 (1H, t, $J_{14\alpha} = 14.0\text{Hz}$, $J_{14\beta} = 7.0\text{Hz}$, H13), 4.31 (1H, d, $J_{20\beta} = 8.0\text{Hz}$, H20 α), 4.16 (1H, d, $J_{20\alpha} = 8.0\text{Hz}$, H20 β), 4.06 (1H, d, $J_2 = 7.0\text{Hz}$, H3), 3.77 (3H, s, OMe) 2.65 (1H, ddd, $J_7 = 7.0\text{Hz}$, $J_5 = 8.5\text{Hz}$, $J_{6\beta} = 10.0\text{Hz}$, H6 α), 2.29-2.26 (5H, m, 4Ac, H14 α , H14 β), 2.08 (3H, s, 18Me), 2.01 (1H, d, 13OH), 1.92 (3H, ddd, $J_7 = 10.0\text{Hz}$, $J_5 = 2.3\text{Hz}$, $J_{6\alpha} = 10.0\text{Hz}$, H6 β), 1.80 (3H, s, 19Me), 1.18 (3H, s, 17Me), 1.05 (3H, s, 16Me), 0.97 (9H, t, $J_{\text{CH}_2(\text{TES})} = 8.0\text{Hz}$, $\text{CH}_2(\text{TES})$), 0.59 (6H, dq, $J_{\text{CH}_3(\text{TES})} = 8.0\text{Hz}$, $\text{CH}_3(\text{TES})$)).



- 2'-O-MOP-3'-desphenyl-3'-(2-thienyl)-10-triethylsilyl-7-methoxycarbonyl taxotere.** To a solution of 495 mg (0.690 mmol) of 10-triethylsilyl-10-deacetyl-7-methoxycarbonyl baccatin III in 4 mL of anhydrous THF under a nitrogen atmosphere at -45 °C was added 0.72 mL (0.72 mmol) of a 1M solution of LiHMDS in THF.
- 5 After 0.5 h a solution of 278 mg (0.814 mmol) of the b-Lactam in 2 mL of anhydrous THF was added. The mixture was warmed to 0 °C, and after 2 h 0.5 mL of saturated aqueous sodium bicarbonate solution was added. The mixture was diluted with 50 ml of ethyl acetate and washed two times with 5 mL of brine. The organic phase was dried over sodium sulfate and concentrated under reduced pressure to give a slightly
- 10 yellow solid. The solid was recrystallized by dissolving it in 12 mL of a 1:5 mixture of ethyl acetate and hexane at reflux and then cooling to room temperature to give 679 mg (93%) of a white crystalline solid which was used directly in the next reaction.



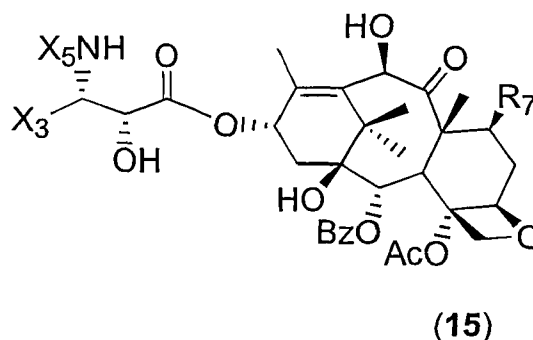
- 3'-Desphenyl-3'-(2-thienyl)-7-methoxycarbonyl taxotere.** To a solution of 211 mg (0.199 mmol) of 2'-O-MOP-3'-desphenyl-3'-(2-thienyl)-10-triethylsilyl-7-methoxycarbonyl taxotere in 1.7 mL of pyridine and 5.4 mL of acetonitrile at 0 °C was added 0.80 mL (2.0 mmol) of an aqueous solution containing 49% HF. The mixture was warmed to room temperature for 14 h and was then diluted with 20 mL of ethyl acetate and washed three times with 2 mL of saturated aqueous sodium
- 15 bicarbonate and then with 8 mL of brine. The organic phase was dried over sodium sulfate and concentrated under reduced pressure to give 174 mg (100%) of a white solid. The crude product was crystallized with 2 mL of solvent
- 20

(CH₂Cl₂:hexane=1:1.7) to give 168 mg (97%) of white crystals. m.p. 142.5-143 °C; [α]_D²⁵ -25.1 (c 0.53, CHCl₃); Anal. Calcd for C₄₃H₅₃NO₁₆S: C, 59.23; H, 6.13. Found: C, 58.99; H, 6.25. ¹H NMR (500 MHz, CDCl₃):

	Proton	d (ppm)	Pattern	J (Hz)
5	2	5.69	d	H3(6.5)
	<i>o</i> -benzoate	8.12	d	<i>m</i> -benzoate(7.5)
	<i>m</i> -benzoate	7.51	t	<i>o</i> -benzoate(7.5), <i>p</i> -benzoate(7.5)
	<i>p</i> -benzoate	7.62	t	<i>m</i> -benzoate(7.5)
	3	4.01	d	H2(6.5)
10	4Ac	2.39	s	
	5	4.93	d	H6a(8.0)
	6a	2.53	ddd	H7(7.5), H5(9.5), H6b(15.0)
	6b	2.00	ddd	H7(11.0), H5(2.5), H6a(15.0)
	7	5.29	dd	H6a(7.5), H6b(11.0)
15	OMe	3.76	s	
	10	5.39	s	
	10-OH	4.06	br s	
	13	6.23	t	H14a(9.0), H14b(9.0)
	14a+14b	2.34	m	
20	16Me	1.11	s	
	17Me	1.23	s	
	18Me	1.93	s	
	19Me	1.86	s	
	20a	4.33	d	H20b(8.5)
25	20b	4.21	d	H20a(8.5)
	2'	4.64	br	
	2'OH	3.43	br	
	3'	5.51	br	
	3''	7.10	d	H4''(3.5)
30	4''	7.01	dd	H5''(5.0), H3''(3.5)
	5''	7.28	d	H4''(5.0)
	NH	5.34	d	H3'(9.5)
	(CH ₃) ₃ C	1.35	s	

Example 22: Additional Taxanes having C-7 Carbonate and C-10 Hydroxy Substituents

The procedures described in Example 21 were repeated, but other suitably protected β -lactams were substituted for the β -lactam of Example 21 to prepare the series of compounds having structural formula (15) and the combinations of substituents identified in the following table.



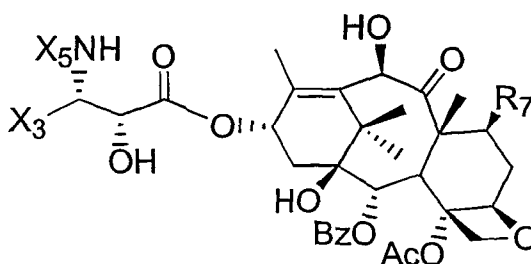
Compound	X ₅	X ₃	R ₇
4144	iPrOCO-	2-thienyl	MeOCOO-
4151	iPrOCO-	2-thienyl	EtOCOO-
4164	ibueCO-	2-thienyl	EtOCOO-
4188	PhCO-	2-thienyl	EtOCOO-
4222	2-FuCO-	2-thienyl	MeOCOO-
4234	tBuOCO-	2-thienyl	EtOCOO-
4244	ibueCO-	2-thienyl	MeOCOO-
4262	tBuOCO-	2-thienyl	MeOCOO-
4304	2-FuCO-	2-thienyl	EtOCOO-
4355	iBuOCO-	2-thienyl	MeOCOO-
4363	iBuOCO-	2-thienyl	EtOCOO-
4411	PhCO-	2-thienyl	MeOCOO-
4424	2-ThCO	2-thienyl	MeOCOO-
4434	tBuOCO-	3-furyl	MeOCOO-
4455	2-ThCO	2-thienyl	EtOCOO-
4474	tBuOCO-	3-thienyl	MeOCOO-
4484	tBuOCO-	isobutenyl	MeOCOO-

5	4500	tBuOCO-	3-thienyl	EtOCOO-
	4515	iBuOCO-	3-thienyl	AcO-
	4524	tBuOCO-	isobutenyl	EtOCOO-
	4533	tBuOCO-	2-furyl	MeOCOO-
	4555	tBuOCO-	cyclopropyl	AcO-
10	4584	iBuOCO-	3-furyl	MeOCOO-
	4566	tBuOCO-	cyclopropyl	MeOCOO-
	4575	tBuOCO-	2-furyl	MeOCOO-
	4624	iBuOCO-	3-furyl	EtOCOO-
	4644	iBuOCO-	isobutenyl	MeOCOO-
15	4656	iBuOCO-	2-furyl	MeOCOO-
	4674	iBuOCO-	3-thienyl	MeOCOO-
	4688	iBuOCO-	isobutenyl	EtOCOO-
	4696	iBuOCO-	2-furyl	EtOCOO-
	4744	tC ₃ H ₅ CO-	2-furyl	MeOCOO-
20	4766	tC ₃ H ₅ CO-	2-thienyl	MeOCOO-
	5466	ibueCO-	2-furyl	BnOCOO-
	6151	ibueCO-	2-furyl	EtOCOO-
	6246	tAmOCO-	2-furyl	BnOCOO-
	5433	tBuOCO-	2-furyl	BnOCOO-
25	4818	tC ₃ H ₅ CO-	2-furyl	EtOCOO-
	6566	tC ₃ H ₅ CO-	2-thienyl	BnOCOO-
	4855	tC ₃ H ₅ CO-	2-thienyl	EtOCOO-
	4464	tBuOCO-	3-furyl	EtOCOO-
	4904	tC ₃ H ₅ CO-	3-furyl	EtOCOO-
30	4877	tC ₃ H ₅ CO-	3-furyl	MeOCOO-
	4979	iBuOCO-	3-thienyl	EtOCOO-
	4444	tBuOCO-	3-thienyl	MeOCOO-
	4999	tC ₃ H ₅ CO-	3-thienyl	EtOCOO-
	4969	tC ₃ H ₅ CO-	3-thienyl	MeOCOO-
	5225	iBuOCO-	cpro	EtOCOO-

5211	iBuOCO-	cpro	MeOCOO-
5165	tBuOCO-	cpro	EtOCOO-

Example 23: Additional Taxanes having C-7 Carbonate and C-10 Hydroxy Substituents

- 5 Following the processes described in Example 21 and elsewhere herein, the following specific taxanes having structural formula (16) may be prepared, wherein R_7 is as previously defined, including wherein R_7 is R_a OCOO- and R_a is (i) substituted or unsubstituted C_1 to C_8 alkyl (straight, branched or cyclic), such as methyl, ethyl, propyl, butyl, pentyl, or hexyl; (ii) substituted or unsubstituted C_2 to C_8 alkenyl (straight, branched or cyclic), such as ethenyl, propenyl, butenyl, pentenyl or hexenyl; (iii) substituted or unsubstituted C_2 to C_8 alkynyl (straight or branched) such as ethynyl, propynyl, butynyl, pentynyl, or hexynyl; (iv) substituted or unsubstituted phenyl; or (v) substituted or unsubstituted heterocyclo such as furyl, thienyl, or pyridyl. The substituents may be hydrocarbonyl or any of the heteroatom containing substituents selected from the group consisting of heterocyclo, alkoxy, alkenoxy, alkynoxy, aryloxy, hydroxy, protected hydroxy, keto, acyloxy, nitro, amino, amido, thiol, ketal, acetal, ester and ether moieties, but not phosphorous containing moieties.



(16)

X_5	X_3	R_7
tBuOCO-	2-furyl	R_a OCOO-
tBuOCO-	3-furyl	R_a OCOO-
tBuOCO-	2-thienyl	R_a OCOO-
tBuOCO-	3-thienyl	R_a OCOO-

5	tBuOCO-	2-pyridyl	R _a OCOO-
	tBuOCO-	3-pyridyl	R _a OCOO-
	tBuOCO-	4-pyridyl	R _a OCOO-
	tBuOCO-	isobutenyl	R _a OCOO-
	tBuOCO-	isopropyl	R _a OCOO-
	tBuOCO-	cyclopropyl	R _a OCOO-
	tBuOCO-	cyclobutyl	R _a OCOO-
	tBuOCO-	cyclopentyl	R _a OCOO-
10	tBuOCO-	phenyl	R _a OCOO-
	benzoyl	2-furyl	R _a OCOO-
	benzoyl	3-furyl	R _a OCOO-
	benzoyl	2-thienyl	R _a OCOO-
	benzoyl	3-thienyl	R _a OCOO-
	benzoyl	2-pyridyl	R _a OCOO-
	benzoyl	3-pyridyl	R _a OCOO-
	benzoyl	4-pyridyl	R _a OCOO-
15	benzoyl	isobutenyl	R _a OCOO-
	benzoyl	isopropyl	R _a OCOO-
	benzoyl	cyclopropyl	R _a OCOO-
	benzoyl	cyclobutyl	R _a OCOO-
	benzoyl	cyclopentyl	R _a OCOO-
	benzoyl	phenyl	R _a OCOO-
	2-FuCO-	2-furyl	R _a OCOO-
	2-FuCO-	3-furyl	R _a OCOO-
20	2-FuCO-	2-thienyl	R _a OCOO-
	2-FuCO-	3-thienyl	R _a OCOO-
	2-FuCO-	2-pyridyl	R _a OCOO-
	2-FuCO-	3-pyridyl	R _a OCOO-
	2-FuCO-	4-pyridyl	R _a OCOO-
	2-FuCO-	isobutenyl	R _a OCOO-
	2-FuCO-	isopropyl	R _a OCOO-
	2-FuCO-	phenyl	R _a OCOO-
25	2-FuCO-	2-furyl	R _a OCOO-
	2-FuCO-	3-furyl	R _a OCOO-
	2-FuCO-	2-thienyl	R _a OCOO-
	2-FuCO-	3-thienyl	R _a OCOO-
	2-FuCO-	2-pyridyl	R _a OCOO-
	2-FuCO-	3-pyridyl	R _a OCOO-
	2-FuCO-	4-pyridyl	R _a OCOO-
	2-FuCO-	isobutenyl	R _a OCOO-
30	2-FuCO-	isopropyl	R _a OCOO-
	2-FuCO-	phenyl	R _a OCOO-

5	2-FuCO-	cyclopropyl	R _a OCOO-
	2-FuCO-	cyclobutyl	R _a OCOO-
	2-FuCO-	cyclopentyl	R _a OCOO-
	2-FuCO-	phenyl	R _a OCOO-
	2-ThCO-	2-furyl	R _a OCOO-
10	2-ThCO-	3-furyl	R _a OCOO-
	2-ThCO-	2-thienyl	R _a OCOO-
	2-ThCO-	3-thienyl	R _a OCOO-
	2-ThCO-	2-pyridyl	R _a OCOO-
	2-ThCO-	3-pyridyl	R _a OCOO-
15	2-ThCO-	4-pyridyl	R _a OCOO-
	2-ThCO-	isobutenyl	R _a OCOO-
	2-ThCO-	isopropyl	R _a OCOO-
	2-ThCO-	cyclopropyl	R _a OCOO-
	2-ThCO-	cyclobutyl	R _a OCOO-
20	2-ThCO-	cyclopentyl	R _a OCOO-
	2-ThCO-	phenyl	R _a OCOO-
	2-PyCO-	2-furyl	R _a OCOO-
	2-PyCO-	3-furyl	R _a OCOO-
	2-PyCO-	2-thienyl	R _a OCOO-
25	2-PyCO-	3-thienyl	R _a OCOO-
	2-PyCO-	2-pyridyl	R _a OCOO-
	2-PyCO-	3-pyridyl	R _a OCOO-
	2-PyCO-	4-pyridyl	R _a OCOO-
	2-PyCO-	isobutenyl	R _a OCOO-
30	2-PyCO-	isopropyl	R _a OCOO-
	2-PyCO-	cyclopropyl	R _a OCOO-
	2-PyCO-	cyclobutyl	R _a OCOO-
	2-PyCO-	cyclopentyl	R _a OCOO-
	2-PyCO-	phenyl	R _a OCOO-
	3-PyCO-	2-furyl	R _a OCOO-

5	3-PyCO-	3-furyl	R _a OCOO-
	3-PyCO-	2-thienyl	R _a OCOO-
	3-PyCO-	3-thienyl	R _a OCOO-
	3-PyCO-	2-pyridyl	R _a OCOO-
	3-PyCO-	3-pyridyl	R _a OCOO-
10	3-PyCO-	4-pyridyl	R _a OCOO-
	3-PyCO-	isobutenyl	R _a OCOO-
	3-PyCO-	isopropyl	R _a OCOO-
	3-PyCO-	cyclopropyl	R _a OCOO-
	3-PyCO-	cyclobutyl	R _a OCOO-
15	3-PyCO-	cyclopentyl	R _a OCOO-
	3-PyCO-	phenyl	R _a OCOO-
	4-PyCO-	2-furyl	R _a OCOO-
	4-PyCO-	3-furyl	R _a OCOO-
	4-PyCO-	2-thienyl	R _a OCOO-
20	4-PyCO-	3-thienyl	R _a OCOO-
	4-PyCO-	2-pyridyl	R _a OCOO-
	4-PyCO-	3-pyridyl	R _a OCOO-
	4-PyCO-	4-pyridyl	R _a OCOO-
	4-PyCO-	isobutenyl	R _a OCOO-
25	4-PyCO-	isopropyl	R _a OCOO-
	4-PyCO-	cyclopropyl	R _a OCOO-
	4-PyCO-	cyclobutyl	R _a OCOO-
	4-PyCO-	cyclopentyl	R _a OCOO-
	4-PyCO-	phenyl	R _a OCOO-
30	C ₄ H ₇ CO-	2-furyl	R _a OCOO-
	C ₄ H ₇ CO-	3-furyl	R _a OCOO-
	C ₄ H ₇ CO-	2-thienyl	R _a OCOO-
	C ₄ H ₇ CO-	3-thienyl	R _a OCOO-
	C ₄ H ₇ CO-	2-pyridyl	R _a OCOO-
	C ₄ H ₇ CO-	3-pyridyl	R _a OCOO-

5	C ₄ H ₇ CO-	4-pyridyl	R _a OCOO-
	C ₄ H ₇ CO-	isobutenyl	R _a OCOO-
	C ₄ H ₇ CO-	isopropyl	R _a OCOO-
	C ₄ H ₇ CO-	cyclopropyl	R _a OCOO-
	C ₄ H ₇ CO-	cyclobutyl	R _a OCOO-
	C ₄ H ₇ CO-	cyclopentyl	R _a OCOO-
	C ₄ H ₇ CO-	phenyl	R _a OCOO-
10	EtOCO-	2-furyl	R _a OCOO-
	EtOCO-	3-furyl	R _a OCOO-
	EtOCO-	2-thienyl	R _a OCOO-
	EtOCO-	3-thienyl	R _a OCOO-
	EtOCO-	2-pyridyl	R _a OCOO-
	EtOCO-	3-pyridyl	R _a OCOO-
	EtOCO-	4-pyridyl	R _a OCOO-
15	EtOCO-	isobutenyl	R _a OCOO-
	EtOCO-	isopropyl	R _a OCOO-
	EtOCO-	cyclopropyl	R _a OCOO-
	EtOCO-	cyclobutyl	R _a OCOO-
	EtOCO-	cyclopentyl	R _a OCOO-
	EtOCO-	phenyl	R _a OCOO-
20	ibueCO-	2-furyl	R _a OCOO-
	ibueCO-	3-furyl	R _a OCOO-
	ibueCO-	2-thienyl	R _a OCOO-
	ibueCO-	3-thienyl	R _a OCOO-
	ibueCO-	2-pyridyl	R _a OCOO-
	ibueCO-	3-pyridyl	R _a OCOO-
	ibueCO-	4-pyridyl	R _a OCOO-
25	ibueCO-	isobutenyl	R _a OCOO-
	ibueCO-	isopropyl	R _a OCOO-
	ibueCO-	cyclopropyl	R _a OCOO-
	ibueCO-	cyclobutyl	R _a OCOO-
	ibueCO-	cyclopentyl	R _a OCOO-
	ibueCO-	phenyl	R _a OCOO-
	ibueCO-	phenyl	R _a OCOO-
30	ibueCO-	2-furyl	R _a OCOO-
	ibueCO-	3-furyl	R _a OCOO-
	ibueCO-	2-thienyl	R _a OCOO-
	ibueCO-	3-thienyl	R _a OCOO-
	ibueCO-	2-pyridyl	R _a OCOO-
	ibueCO-	3-pyridyl	R _a OCOO-
	ibueCO-	4-pyridyl	R _a OCOO-
35	ibueCO-	isobutenyl	R _a OCOO-
	ibueCO-	isopropyl	R _a OCOO-
	ibueCO-	cyclopropyl	R _a OCOO-
	ibueCO-	cyclobutyl	R _a OCOO-
	ibueCO-	cyclopentyl	R _a OCOO-
	ibueCO-	phenyl	R _a OCOO-
	ibueCO-	phenyl	R _a OCOO-

5	ibueCO-	cyclopentyl	R _a OCOO-
	ibueCO-	phenyl	R _a OCOO-
	iBuCO-	2-furyl	R _a OCOO-
	iBuCO-	3-furyl	R _a OCOO-
	iBuCO-	2-thienyl	R _a OCOO-
10	iBuCO-	3-thienyl	R _a OCOO-
	iBuCO-	2-pyridyl	R _a OCOO-
	iBuCO-	3-pyridyl	R _a OCOO-
	iBuCO-	4-pyridyl	R _a OCOO-
	iBuCO-	isobutenyl	R _a OCOO-
15	iBuCO-	isopropyl	R _a OCOO-
	iBuCO-	cyclopropyl	R _a OCOO-
	iBuCO-	cyclobutyl	R _a OCOO-
	iBuCO-	cyclopentyl	R _a OCOO-
	iBuCO-	phenyl	R _a OCOO-
20	iBuOCO-	2-furyl	R _a OCOO-
	iBuOCO-	3-furyl	R _a OCOO-
	iBuOCO-	2-thienyl	R _a OCOO-
	iBuOCO-	3-thienyl	R _a OCOO-
	iBuOCO-	2-pyridyl	R _a OCOO-
25	iBuOCO-	3-pyridyl	R _a OCOO-
	iBuOCO-	4-pyridyl	R _a OCOO-
	iBuOCO-	isobutenyl	R _a OCOO-
	iBuOCO-	isopropyl	R _a OCOO-
	iBuOCO-	cyclopropyl	R _a OCOO-
30	iBuOCO-	cyclobutyl	R _a OCOO-
	iBuOCO-	cyclopentyl	R _a OCOO-
	iBuOCO-	phenyl	R _a OCOO-
	iProCO-	2-furyl	R _a OCOO-
	iProCO-	3-furyl	R _a OCOO-
	iProCO-	2-thienyl	R _a OCOO-

5	iPrOCO-	3-thienyl	R _a OCOO-
	iPrOCO-	2-pyridyl	R _a OCOO-
	iPrOCO-	3-pyridyl	R _a OCOO-
	iPrOCO-	4-pyridyl	R _a OCOO-
	iPrOCO-	isobutenyl	R _a OCOO-
10	iPrOCO-	isopropyl	R _a OCOO-
	iPrOCO-	cyclopropyl	R _a OCOO-
	iPrOCO-	cyclobutyl	R _a OCOO-
	iPrOCO-	cyclopentyl	R _a OCOO-
	iPrOCO-	phenyl	R _a OCOO-
15	nPrOCO-	2-furyl	R _a OCOO-
	nPrOCO-	3-furyl	R _a OCOO-
	nPrOCO-	2-thienyl	R _a OCOO-
	nPrOCO-	3-thienyl	R _a OCOO-
	nPrOCO-	2-pyridyl	R _a OCOO-
20	nPrOCO-	3-pyridyl	R _a OCOO-
	nPrOCO-	4-pyridyl	R _a OCOO-
	nPrOCO-	isobutenyl	R _a OCOO-
	nPrOCO-	isopropyl	R _a OCOO-
	nPrOCO-	cyclopropyl	R _a OCOO-
25	nPrOCO-	cyclobutyl	R _a OCOO-
	nPrOCO-	cyclopentyl	R _a OCOO-
	nPrOCO-	phenyl	R _a OCOO-
	nPrCO-	2-furyl	R _a OCOO-
	nPrCO-	3-furyl	R _a OCOO-
30	nPrCO-	2-thienyl	R _a OCOO-
	nPrCO-	3-thienyl	R _a OCOO-
	nPrCO-	2-pyridyl	R _a OCOO-
	nPrCO-	3-pyridyl	R _a OCOO-
	nPrCO-	4-pyridyl	R _a OCOO-
	nPrCO-	isobutenyl	R _a OCOO-

5	nPrCO-	isopropyl	R _a OCOO-
	nPrCO-	cyclopropyl	R _a OCOO-
	nPrCO-	cyclobutyl	R _a OCOO-
	nPrCO-	cyclopentyl	R _a OCOO-
	nPrCO-	phenyl	R _a OCOO-
10	tBuOCO-	2-furyl	EtOCOO-
	tBuOCO-	2-pyridyl	EtOCOO-
	tBuOCO-	3-pyridyl	EtOCOO-
	tBuOCO-	4-pyridyl	EtOCOO-
	tBuOCO-	isopropyl	EtOCOO-
15	tBuOCO-	cyclopropyl	EtOCOO-
	tBuOCO-	cyclobutyl	EtOCOO-
	tBuOCO-	cyclopentyl	EtOCOO-
	tBuOCO-	phenyl	EtOCOO-
	benzoyl	2-furyl	EtOCOO-
20	benzoyl	3-furyl	EtOCOO-
	benzoyl	3-thienyl	EtOCOO-
	benzoyl	2-pyridyl	EtOCOO-
	benzoyl	3-pyridyl	EtOCOO-
	benzoyl	4-pyridyl	EtOCOO-
25	benzoyl	isobutenyl	EtOCOO-
	benzoyl	isopropyl	EtOCOO-
	benzoyl	cyclopropyl	EtOCOO-
	benzoyl	cyclobutyl	EtOCOO-
	benzoyl	cyclopentyl	EtOCOO-
30	benzoyl	phenyl	EtOCOO-
	2-FuCO-	2-furyl	EtOCOO-
	2-FuCO-	3-furyl	EtOCOO-
	2-FuCO-	3-thienyl	EtOCOO-
	2-FuCO-	2-pyridyl	EtOCOO-
	2-FuCO-	3-pyridyl	EtOCOO-

5	2-FuCO-	4-pyridyl	EtOCOO-
	2-FuCO-	isobutenyl	EtOCOO-
	2-FuCO-	isopropyl	EtOCOO-
	2-FuCO-	cyclopropyl	EtOCOO-
	2-FuCO-	cyclobutyl	EtOCOO-
10	2-FuCO-	cyclopentyl	EtOCOO-
	2-FuCO-	phenyl	EtOCOO-
	2-ThCO-	2-furyl	EtOCOO-
	2-ThCO-	3-furyl	EtOCOO-
	2-ThCO-	3-thienyl	EtOCOO-
15	2-ThCO-	2-pyridyl	EtOCOO-
	2-ThCO-	3-pyridyl	EtOCOO-
	2-ThCO-	4-pyridyl	EtOCOO-
	2-ThCO-	isobutenyl	EtOCOO-
	2-ThCO-	isopropyl	EtOCOO-
20	2-ThCO-	cyclopropyl	EtOCOO-
	2-ThCO-	cyclobutyl	EtOCOO-
	2-ThCO-	cyclopentyl	EtOCOO-
	2-ThCO-	phenyl	EtOCOO-
	2-PyCO-	2-furyl	EtOCOO-
25	2-PyCO-	3-furyl	EtOCOO-
	2-PyCO-	2-thienyl	EtOCOO-
	2-PyCO-	3-thienyl	EtOCOO-
	2-PyCO-	2-pyridyl	EtOCOO-
	2-PyCO-	3-pyridyl	EtOCOO-
30	2-PyCO-	4-pyridyl	EtOCOO-
	2-PyCO-	isobutenyl	EtOCOO-
	2-PyCO-	isopropyl	EtOCOO-
	2-PyCO-	cyclopropyl	EtOCOO-
	2-PyCO-	cyclobutyl	EtOCOO-
	2-PyCO-	cyclopentyl	EtOCOO-

5	2-PyCO-	phenyl	EtOCOO-
	3-PyCO-	2-furyl	EtOCOO-
	3-PyCO-	3-furyl	EtOCOO-
	3-PyCO-	2-thienyl	EtOCOO-
	3-PyCO-	3-thienyl	EtOCOO-
10	3-PyCO-	2-pyridyl	EtOCOO-
	3-PyCO-	3-pyridyl	EtOCOO-
	3-PyCO-	4-pyridyl	EtOCOO-
	3-PyCO-	isobutenyl	EtOCOO-
	3-PyCO-	isopropyl	EtOCOO-
15	3-PyCO-	cyclopropyl	EtOCOO-
	3-PyCO-	cyclobutyl	EtOCOO-
	3-PyCO-	cyclopentyl	EtOCOO-
	3-PyCO-	phenyl	EtOCOO-
	4-PyCO-	2-furyl	EtOCOO-
20	4-PyCO-	3-furyl	EtOCOO-
	4-PyCO-	2-thienyl	EtOCOO-
	4-PyCO-	3-thienyl	EtOCOO-
	4-PyCO-	2-pyridyl	EtOCOO-
	4-PyCO-	3-pyridyl	EtOCOO-
25	4-PyCO-	4-pyridyl	EtOCOO-
	4-PyCO-	isobutenyl	EtOCOO-
	4-PyCO-	isopropyl	EtOCOO-
	4-PyCO-	cyclopropyl	EtOCOO-
	4-PyCO-	cyclobutyl	EtOCOO-
30	4-PyCO-	cyclopentyl	EtOCOO-
	4-PyCO-	phenyl	EtOCOO-
	C ₄ H ₇ CO-	2-furyl	EtOCOO-
	C ₄ H ₇ CO-	3-furyl	EtOCOO-
	C ₄ H ₇ CO-	2-thienyl	EtOCOO-
	C ₄ H ₇ CO-	3-thienyl	EtOCOO-

5	C ₄ H ₇ CO-	2-pyridyl	EtOCOO-
	C ₄ H ₇ CO-	3-pyridyl	EtOCOO-
	C ₄ H ₇ CO-	4-pyridyl	EtOCOO-
	C ₄ H ₇ CO-	isobutenyl	EtOCOO-
	C ₄ H ₇ CO-	isopropyl	EtOCOO-
	C ₄ H ₇ CO-	cyclopropyl	EtOCOO-
	C ₄ H ₇ CO-	cyclobutyl	EtOCOO-
	C ₄ H ₇ CO-	cyclopentyl	EtOCOO-
	C ₄ H ₇ CO-	phenyl	EtOCOO-
10	EtOCO-	2-furyl	EtOCOO-
	EtOCO-	3-furyl	EtOCOO-
	EtOCO-	2-thienyl	EtOCOO-
	EtOCO-	3-thienyl	EtOCOO-
15	EtOCO-	2-pyridyl	EtOCOO-
	EtOCO-	3-pyridyl	EtOCOO-
	EtOCO-	4-pyridyl	EtOCOO-
	EtOCO-	isobutenyl	EtOCOO-
	EtOCO-	isopropyl	EtOCOO-
	EtOCO-	cyclopropyl	EtOCOO-
20	EtOCO-	cyclobutyl	EtOCOO-
	EtOCO-	cyclopentyl	EtOCOO-
	EtOCO-	phenyl	EtOCOO-
	ibueCO-	3-furyl	EtOCOO-
25	ibueCO-	3-thienyl	EtOCOO-
	ibueCO-	2-pyridyl	EtOCOO-
	ibueCO-	3-pyridyl	EtOCOO-
	ibueCO-	4-pyridyl	EtOCOO-
30	ibueCO-	isobutenyl	EtOCOO-
	ibueCO-	isopropyl	EtOCOO-
	ibueCO-	cyclopropyl	EtOCOO-
	ibueCO-	cyclobutyl	EtOCOO-

5	ibueCO-	cyclopentyl	EtOCOO-
	ibueCO-	phenyl	EtOCOO-
	iBuCO-	2-furyl	EtOCOO-
	iBuCO-	3-furyl	EtOCOO-
	iBuCO-	2-thienyl	EtOCOO-
10	iBuCO-	3-thienyl	EtOCOO-
	iBuCO-	2-pyridyl	EtOCOO-
	iBuCO-	3-pyridyl	EtOCOO-
	iBuCO-	4-pyridyl	EtOCOO-
	iBuCO-	isobutenyl	EtOCOO-
15	iBuCO-	isopropyl	EtOCOO-
	iBuCO-	cyclopropyl	EtOCOO-
	iBuCO-	cyclobutyl	EtOCOO-
	iBuCO-	cyclopentyl	EtOCOO-
	iBuCO-	phenyl	EtOCOO-
20	iBuOCO-	3-furyl	EtOCOO-
	iBuOCO-	2-pyridyl	EtOCOO-
	iBuOCO-	3-pyridyl	EtOCOO-
	iBuOCO-	4-pyridyl	EtOCOO-
	iBuOCO-	isopropyl	EtOCOO-
25	iBuOCO-	cyclopropyl	EtOCOO-
	iBuOCO-	cyclobutyl	EtOCOO-
	iBuOCO-	cyclopentyl	EtOCOO-
	iBuOCO-	phenyl	EtOCOO-
	iPrOCO-	2-furyl	EtOCOO-
30	iPrOCO-	3-furyl	EtOCOO-
	iPrOCO-	3-thienyl	EtOCOO-
	iPrOCO-	2-pyridyl	EtOCOO-
	iPrOCO-	3-pyridyl	EtOCOO-
	iPrOCO-	4-pyridyl	EtOCOO-
	iPrOCO-	isobutenyl	EtOCOO-

5	iPrOCO-	isopropyl	EtOCOO-
	iPrOCO-	cyclopropyl	EtOCOO-
	iPrOCO-	cyclobutyl	EtOCOO-
	iPrOCO-	cyclopentyl	EtOCOO-
	iPrOCO-	phenyl	EtOCOO-
10	nPrOCO-	2-furyl	EtOCOO-
	nPrOCO-	3-furyl	EtOCOO-
	nPrOCO-	2-thienyl	EtOCOO-
	nPrOCO-	3-thienyl	EtOCOO-
	nPrOCO-	2-pyridyl	EtOCOO-
15	nPrOCO-	3-pyridyl	EtOCOO-
	nPrOCO-	4-pyridyl	EtOCOO-
	nPrOCO-	isobutenyl	EtOCOO-
	nPrOCO-	isopropyl	EtOCOO-
	nPrOCO-	cyclopropyl	EtOCOO-
20	nPrOCO-	cyclobutyl	EtOCOO-
	nPrOCO-	cyclopentyl	EtOCOO-
	nPrOCO-	phenyl	EtOCOO-
	nPrCO-	2-furyl	EtOCOO-
	nPrCO-	3-furyl	EtOCOO-
25	nPrCO-	2-thienyl	EtOCOO-
	nPrCO-	3-thienyl	EtOCOO-
	nPrCO-	2-pyridyl	EtOCOO-
	nPrCO-	3-pyridyl	EtOCOO-
	nPrCO-	4-pyridyl	EtOCOO-
30	nPrCO-	isobutenyl	EtOCOO-
	nPrCO-	isopropyl	EtOCOO-
	nPrCO-	cyclopropyl	EtOCOO-
	nPrCO-	cyclobutyl	EtOCOO-
	nPrCO-	cyclopentyl	EtOCOO-
	nPrCO-	phenyl	EtOCOO-

5	tBuOCO-	2-pyridyl	MeOCOO-
	tBuOCO-	3-pyridyl	MeOCOO-
	tBuOCO-	4-pyridyl	MeOCOO-
	tBuOCO-	isopropyl	MeOCOO-
	tBuOCO-	cyclobutyl	MeOCOO-
	tBuOCO-	cyclopentyl	MeOCOO-
	tBuOCO-	phenyl	MeOCOO-
10	benzoyl	2-furyl	MeOCOO-
	benzoyl	3-furyl	MeOCOO-
	benzoyl	3-thienyl	MeOCOO-
	benzoyl	2-pyridyl	MeOCOO-
	benzoyl	3-pyridyl	MeOCOO-
	benzoyl	4-pyridyl	MeOCOO-
	benzoyl	isobutenyl	MeOCOO-
15	benzoyl	isopropyl	MeOCOO-
	benzoyl	cyclopropyl	MeOCOO-
	benzoyl	cyclobutyl	MeOCOO-
	benzoyl	cyclopentyl	MeOCOO-
	benzoyl	phenyl	MeOCOO-
20	2-FuCO-	2-furyl	MeOCOO-
	2-FuCO-	3-furyl	MeOCOO-
	2-FuCO-	3-thienyl	MeOCOO-
	2-FuCO-	2-pyridyl	MeOCOO-
	2-FuCO-	3-pyridyl	MeOCOO-
	2-FuCO-	4-pyridyl	MeOCOO-
	2-FuCO-	isobutenyl	MeOCOO-
25	2-FuCO-	isopropyl	MeOCOO-
	2-FuCO-	cyclopropyl	MeOCOO-
	2-FuCO-	cyclobutyl	MeOCOO-
	2-FuCO-	cyclopentyl	MeOCOO-
	2-FuCO-	phenyl	MeOCOO-
30	2-FuCO-	2-furyl	MeOCOO-
	2-FuCO-	3-furyl	MeOCOO-
	2-FuCO-	3-thienyl	MeOCOO-
	2-FuCO-	2-pyridyl	MeOCOO-
	2-FuCO-	3-pyridyl	MeOCOO-
	2-FuCO-	4-pyridyl	MeOCOO-
	2-FuCO-	isobutenyl	MeOCOO-
	2-FuCO-	isopropyl	MeOCOO-
	2-FuCO-	cyclopropyl	MeOCOO-
	2-FuCO-	cyclobutyl	MeOCOO-
	2-FuCO-	cyclopentyl	MeOCOO-
	2-FuCO-	phenyl	MeOCOO-
	2-FuCO-	2-furyl	MeOCOO-
	2-FuCO-	3-furyl	MeOCOO-

5	2-ThCO-	2-furyl	MeOCOO-
	2-ThCO-	3-furyl	MeOCOO-
	2-ThCO-	3-thienyl	MeOCOO-
	2-ThCO-	2-pyridyl	MeOCOO-
	2-ThCO-	3-pyridyl	MeOCOO-
10	2-ThCO-	4-pyridyl	MeOCOO-
	2-ThCO-	isobutenyl	MeOCOO-
	2-ThCO-	isopropyl	MeOCOO-
	2-ThCO-	cyclopropyl	MeOCOO-
	2-ThCO-	cyclobutyl	MeOCOO-
15	2-ThCO-	cyclopentyl	MeOCOO-
	2-ThCO-	phenyl	MeOCOO-
	2-PyCO-	2-furyl	MeOCOO-
	2-PyCO-	3-furyl	MeOCOO-
	2-PyCO-	2-thienyl	MeOCOO-
20	2-PyCO-	3-thienyl	MeOCOO-
	2-PyCO-	2-pyridyl	MeOCOO-
	2-PyCO-	3-pyridyl	MeOCOO-
	2-PyCO-	4-pyridyl	MeOCOO-
	2-PyCO-	isobutenyl	MeOCOO-
25	2-PyCO-	isopropyl	MeOCOO-
	2-PyCO-	cyclopropyl	MeOCOO-
	2-PyCO-	cyclobutyl	MeOCOO-
	2-PyCO-	cyclopentyl	MeOCOO-
	2-PyCO-	phenyl	MeOCOO-
30	3-PyCO-	2-furyl	MeOCOO-
	3-PyCO-	3-furyl	MeOCOO-
	3-PyCO-	2-thienyl	MeOCOO-
	3-PyCO-	3-thienyl	MeOCOO-
	3-PyCO-	2-pyridyl	MeOCOO-
	3-PyCO-	3-pyridyl	MeOCOO-

5	3-PyCO-	4-pyridyl	MeOCOO-
	3-PyCO-	isobutenyl	MeOCOO-
	3-PyCO-	isopropyl	MeOCOO-
	3-PyCO-	cyclopropyl	MeOCOO-
	3-PyCO-	cyclobutyl	MeOCOO-
10	3-PyCO-	cyclopentyl	MeOCOO-
	3-PyCO-	phenyl	MeOCOO-
	4-PyCO-	2-furyl	MeOCOO-
	4-PyCO-	3-furyl	MeOCOO-
	4-PyCO-	2-thienyl	MeOCOO-
15	4-PyCO-	3-thienyl	MeOCOO-
	4-PyCO-	2-pyridyl	MeOCOO-
	4-PyCO-	3-pyridyl	MeOCOO-
	4-PyCO-	4-pyridyl	MeOCOO-
	4-PyCO-	isobutenyl	MeOCOO-
20	4-PyCO-	isopropyl	MeOCOO-
	4-PyCO-	cyclopropyl	MeOCOO-
	4-PyCO-	cyclobutyl	MeOCOO-
	4-PyCO-	cyclopentyl	MeOCOO-
	4-PyCO-	phenyl	MeOCOO-
25	C ₄ H ₇ CO-	2-furyl	MeOCOO-
	C ₄ H ₇ CO-	3-furyl	MeOCOO-
	C ₄ H ₇ CO-	2-thienyl	MeOCOO-
	C ₄ H ₇ CO-	3-thienyl	MeOCOO-
	C ₄ H ₇ CO-	2-pyridyl	MeOCOO-
30	C ₄ H ₇ CO-	3-pyridyl	MeOCOO-
	C ₄ H ₇ CO-	4-pyridyl	MeOCOO-
	C ₄ H ₇ CO-	isobutenyl	MeOCOO-
	C ₄ H ₇ CO-	isopropyl	MeOCOO-
	C ₄ H ₇ CO-	cyclopropyl	MeOCOO-
	C ₄ H ₇ CO-	cyclobutyl	MeOCOO-

5	C ₄ H ₇ CO-	cyclopentyl	MeOCOO-
	C ₄ H ₇ CO-	phenyl	MeOCOO-
	EtOCO-	2-furyl	MeOCOO-
	EtOCO-	3-furyl	MeOCOO-
	EtOCO-	2-thienyl	MeOCOO-
10	EtOCO-	3-thienyl	MeOCOO-
	EtOCO-	2-pyridyl	MeOCOO-
	EtOCO-	3-pyridyl	MeOCOO-
	EtOCO-	4-pyridyl	MeOCOO-
	EtOCO-	isobutenyl	MeOCOO-
15	EtOCO-	isopropyl	MeOCOO-
	EtOCO-	cyclopropyl	MeOCOO-
	EtOCO-	cyclobutyl	MeOCOO-
	EtOCO-	cyclopentyl	MeOCOO-
	EtOCO-	phenyl	MeOCOO-
20	ibueCO-	2-furyl	MeOCOO-
	ibueCO-	3-furyl	MeOCOO-
	ibueCO-	3-thienyl	MeOCOO-
	ibueCO-	2-pyridyl	MeOCOO-
	ibueCO-	3-pyridyl	MeOCOO-
25	ibueCO-	4-pyridyl	MeOCOO-
	ibueCO-	isobutenyl	MeOCOO-
	ibueCO-	isopropyl	MeOCOO-
	ibueCO-	cyclopropyl	MeOCOO-
	ibueCO-	cyclobutyl	MeOCOO-
30	ibueCO-	cyclopentyl	MeOCOO-
	ibueCO-	phenyl	MeOCOO-
	iBuCO-	2-furyl	MeOCOO-
	iBuCO-	3-furyl	MeOCOO-
	iBuCO-	2-thienyl	MeOCOO-
	iBuCO-	3-thienyl	MeOCOO-

5	iBuCO-	2-pyridyl	MeOCOO-
	iBuCO-	3-pyridyl	MeOCOO-
	iBuCO-	4-pyridyl	MeOCOO-
	iBuCO-	isobutenyl	MeOCOO-
	iBuCO-	isopropyl	MeOCOO-
	iBuCO-	cyclopropyl	MeOCOO-
	iBuCO-	cyclobutyl	MeOCOO-
	iBuCO-	cyclopentyl	MeOCOO-
10	iBuCO-	phenyl	MeOCOO-
	iBuOCO-	2-pyridyl	MeOCOO-
	iBuOCO-	3-pyridyl	MeOCOO-
	iBuOCO-	4-pyridyl	MeOCOO-
	iBuOCO-	isopropyl	MeOCOO-
	iBuOCO-	cyclopropyl	MeOCOO-
	iBuOCO-	cyclobutyl	MeOCOO-
	iBuOCO-	cyclopentyl	MeOCOO-
15	iBuOCO-	phenyl	MeOCOO-
	iProCO-	2-furyl	MeOCOO-
	iProCO-	3-furyl	MeOCOO-
	iProCO-	3-thienyl	MeOCOO-
	iProCO-	2-pyridyl	MeOCOO-
	iProCO-	3-pyridyl	MeOCOO-
	iProCO-	4-pyridyl	MeOCOO-
	iProCO-	isobutenyl	MeOCOO-
20	iProCO-	isopropyl	MeOCOO-
	iProCO-	cyclopropyl	MeOCOO-
	iProCO-	cyclobutyl	MeOCOO-
	iProCO-	cyclopentyl	MeOCOO-
	iProCO-	phenyl	MeOCOO-
	nProCO-	2-furyl	MeOCOO-
	nProCO-	3-furyl	MeOCOO-

5	nPrOCO-	2-thienyl	MeOCOO-
	nPrOCO-	3-thienyl	MeOCOO-
	nPrOCO-	2-pyridyl	MeOCOO-
	nPrOCO-	3-pyridyl	MeOCOO-
	nPrOCO-	4-pyridyl	MeOCOO-
10	nPrOCO-	isobutenyl	MeOCOO-
	nPrOCO-	isopropyl	MeOCOO-
	nPrOCO-	cyclopropyl	MeOCOO-
	nPrOCO-	cyclobutyl	MeOCOO-
	nPrOCO-	cyclopentyl	MeOCOO-
15	nPrOCO-	phenyl	MeOCOO-
	nPrCO-	2-furyl	MeOCOO-
	nPrCO-	3-furyl	MeOCOO-
	nPrCO-	2-thienyl	MeOCOO-
	nPrCO-	3-thienyl	MeOCOO-
20	nPrCO-	2-pyridyl	MeOCOO-
	nPrCO-	3-pyridyl	MeOCOO-
	nPrCO-	4-pyridyl	MeOCOO-
	nPrCO-	isobutenyl	MeOCOO-
	nPrCO-	isopropyl	MeOCOO-
	nPrCO-	cyclopropyl	MeOCOO-
	nPrCO-	cyclobutyl	MeOCOO-
	nPrCO-	cyclopentyl	MeOCOO-
	nPrCO-	phenyl	MeOCOO-

25 Example 24: Taxanes Having C-7 Carbonate and C-10 Hydroxy Substituents

Following the processes described in Example 21 and elsewhere herein, the following specific taxanes having structural formula (17) may be prepared, wherein R_{10} is hydroxy and R_7 in each of the series (that is, each of series "A" through "K") is as previously defined, including wherein R_7 is $R_{7a}OCOO-$ and R_{7a} is (i) substituted or unsubstituted, preferably unsubstituted, C_2 to C_8 alkyl (straight, branched or
30 cyclic), such as ethyl, propyl, butyl, pentyl, or hexyl; (ii) substituted or unsubstituted,

preferably unsubstituted, C₂ to C₈ alkenyl (straight, branched or cyclic), such as ethenyl, propenyl, butenyl, pentenyl or hexenyl; (iii) substituted or unsubstituted, preferably unsubstituted, C₂ to C₈ alkynyl (straight or branched) such as ethynyl, propynyl, butynyl, pentynyl, or hexynyl; (iv) substituted or unsubstituted, preferably unsubstituted, phenyl; or (v) substituted or unsubstituted, preferably unsubstituted, heteroaromatic such as furyl, thienyl, or pyridyl.

In the "A" series of compounds, X₁₀ is as otherwise as defined herein. Preferably, heterocyclo is substituted or unsubstituted furyl, thienyl, or pyridyl, X₁₀ is substituted or unsubstituted furyl, thienyl, pyridyl, phenyl, or lower alkyl (e.g., tert-butyl), and R₇ and R₁₀ each have the beta stereochemical configuration.

In the "B" series of compounds, X₁₀ and R_{2a} are as otherwise as defined herein. Preferably, heterocyclo is preferably substituted or unsubstituted furyl, thienyl, or pyridyl, X₁₀ is preferably substituted or unsubstituted furyl, thienyl, pyridyl, phenyl, or lower alkyl (e.g., tert-butyl), R_{2a} is preferably substituted or unsubstituted furyl, thienyl, pyridyl, phenyl, or lower alkyl, and R₇ and R₁₀ each have the beta stereochemical configuration.

In the "C" series of compounds, X₁₀ and R_{9a} are as otherwise as defined herein. Preferably, heterocyclo is preferably substituted or unsubstituted furyl, thienyl, or pyridyl, X₁₀ is preferably substituted or unsubstituted furyl, thienyl, pyridyl, phenyl, or lower alkyl (e.g., tert-butyl), R_{9a} is preferably substituted or unsubstituted furyl, thienyl, pyridyl, phenyl, or lower alkyl, and R₇, R₉ and R₁₀ each have the beta stereochemical configuration.

In the "D" and "E" series of compounds, X₁₀ is as otherwise as defined herein. Preferably, heterocyclo is preferably substituted or unsubstituted furyl, thienyl, or pyridyl, X₁₀ is preferably substituted or unsubstituted furyl, thienyl, pyridyl, phenyl, or lower alkyl (e.g., tert-butyl), and R₇, R₉ (series D only) and R₁₀ each have the beta stereochemical configuration.

In the "F" series of compounds, X₁₀, R_{2a} and R_{9a} are as otherwise as defined herein. Preferably, heterocyclo is preferably substituted or unsubstituted furyl, thienyl, or pyridyl, X₁₀ is preferably substituted or unsubstituted furyl, thienyl, pyridyl, phenyl, or lower alkyl (e.g., tert-butyl), R_{2a} is preferably substituted or unsubstituted furyl, thienyl, pyridyl, phenyl, or lower alkyl, and R₇, R₉ and R₁₀ each have the beta stereochemical configuration.

In the "G" series of compounds, X₁₀ and R_{2a} are as otherwise as defined herein. Preferably, heterocyclo is preferably substituted or unsubstituted furyl, thienyl, or pyridyl, X₁₀ is preferably substituted or unsubstituted furyl, thienyl, pyridyl,

phenyl, or lower alkyl (e.g., tert-butyl), R_{2a} is preferably substituted or unsubstituted furyl, thienyl, pyridyl, phenyl, or lower alkyl, and R_7 , R_9 and R_{10} each have the beta stereochemical configuration.

In the "H" series of compounds, X_{10} is as otherwise as defined herein.

5 Preferably, heterocyclo is preferably substituted or unsubstituted furyl, thienyl, or pyridyl, X_{10} is preferably substituted or unsubstituted furyl, thienyl, pyridyl, phenyl, or lower alkyl (e.g., tert-butyl), R_{2a} is preferably substituted or unsubstituted furyl, thienyl, pyridyl, phenyl, or lower alkyl, and R_7 and R_{10} each have the beta stereochemical configuration.

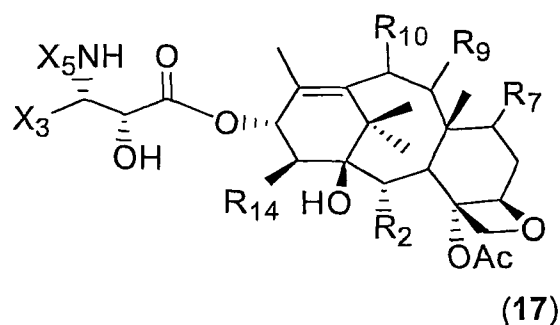
10 In the "I" series of compounds, X_{10} and R_{2a} are as otherwise as defined herein. Preferably, heterocyclo is preferably substituted or unsubstituted furyl, thienyl, or pyridyl, X_{10} is preferably substituted or unsubstituted furyl, thienyl, pyridyl, phenyl, or lower alkyl (e.g., tert-butyl), R_{2a} is preferably substituted or unsubstituted furyl, thienyl, pyridyl, phenyl, or lower alkyl, and R_7 and R_{10} each have the beta stereochemical
15 configuration.

In the "J" series of compounds, X_{10} and R_{2a} are as otherwise as defined herein. Preferably, heterocyclo is preferably substituted or unsubstituted furyl, thienyl, or pyridyl, X_{10} is preferably substituted or unsubstituted furyl, thienyl, pyridyl, phenyl, or lower alkyl (e.g., tert-butyl), R_{2a} is preferably substituted or unsubstituted
20 furyl, thienyl, pyridyl, phenyl, or lower alkyl, and R_7 , R_9 and R_{10} each have the beta stereochemical configuration.

In the "K" series of compounds, X_{10} , R_{2a} and R_{9a} are as otherwise as defined herein. Preferably, heterocyclo is preferably substituted or unsubstituted furyl, thienyl, or pyridyl, X_{10} is preferably substituted or unsubstituted furyl, thienyl, pyridyl,
25 phenyl, or lower alkyl (e.g., tert-butyl), R_{2a} is preferably substituted or unsubstituted furyl, thienyl, pyridyl, phenyl, or lower alkyl, and R_7 , R_9 and R_{10} each have the beta stereochemical configuration.

Any substituents of each X_3 , X_5 , R_2 , R_7 , and R_9 may be hydrocarbyl or any of the heteroatom containing substituents selected from the group consisting of
30 heterocyclo, alkoxy, alkenoxy, alkynoxy, aryloxy, hydroxy, protected hydroxy, keto, acyloxy, nitro, amino, amido, thiol, ketal, acetal, ester and ether moieties, but not phosphorous containing moieties.

196



5

10

15

Series	X ₅	X ₃	R ₇	R ₂	R ₉	R ₁₄
A1	-COOX ₁₀	heterocyclo	R _{7a} OCOO-	C ₆ H ₅ COO-	O	H
A2	-COX ₁₀	heterocyclo	R _{7a} OCOO-	C ₆ H ₅ COO-	O	H
A3	-CONHX ₁₀	heterocyclo	R _{7a} OCOO-	C ₆ H ₅ COO-	O	H
A4	-COOX ₁₀	optionally substituted C ₂ to C ₈ alkyl	R _{7a} OCOO-	C ₆ H ₅ COO-	O	H
A5	-COX ₁₀	optionally substituted C ₂ to C ₈ alkyl	R _{7a} OCOO-	C ₆ H ₅ COO-	O	H
A6	-CONHX ₁₀	optionally substituted C ₂ to C ₈ alkyl	R _{7a} OCOO-	C ₆ H ₅ COO-	O	H
A7	-COOX ₁₀	optionally substituted C ₂ to C ₈ alkenyl	R _{7a} OCOO-	C ₆ H ₅ COO-	O	H
A8	-COX ₁₀	optionally substituted C ₂ to C ₈ alkenyl	R _{7a} OCOO-	C ₆ H ₅ COO-	O	H
A9	-CONHX ₁₀	optionally substituted C ₂ to C ₈ alkenyl	R _{7a} OCOO-	C ₆ H ₅ COO-	O	H
A10	-COOX ₁₀	optionally substituted C ₂ to C ₈ alkynyl	R _{7a} OCOO-	C ₆ H ₅ COO-	O	H

5	A11	-COX ₁₀	optionally substituted C ₂ to C ₈ alkynyl	R _{7a} OCOO-	C ₆ H ₅ COO-	O	H
	A12	-CONHX ₁₀	optionally substituted C ₂ to C ₈ alkynyl	R _{7a} OCOO-	C ₆ H ₅ COO-	O	H
	B1	-COOX ₁₀	heterocyclo	R _{7a} OCOO-	R _{2a} COO-	O	H
	B2	-COX ₁₀	heterocyclo	R _{7a} OCOO-	R _{2a} COO-	O	H
	B3	-CONHX ₁₀	heterocyclo	R _{7a} OCOO-	R _{2a} COO-	O	H
	B4	-COOX ₁₀	optionally substituted C ₂ to C ₈ alkyl	R _{7a} OCOO-	R _{2a} COO-	O	H
	B5	-COX ₁₀	optionally substituted C ₂ to C ₈ alkyl	R _{7a} OCOO-	R _{2a} COO-	O	H
	B6	-CONHX ₁₀	optionally substituted C ₂ to C ₈ alkyl	R _{7a} OCOO-	R _{2a} COO-	O	H
	B7	-COOX ₁₀	optionally substituted C ₂ to C ₈ alkenyl	R _{7a} OCOO-	R _{2a} COO-	O	H
	B8	-COX ₁₀	optionally substituted C ₂ to C ₈ alkenyl	R _{7a} OCOO-	R _{2a} COO-	O	H
	B9	-CONHX ₁₀	optionally substituted C ₂ to C ₈ alkenyl	R _{7a} OCOO-	R _{2a} COO-	O	H
10	B10	-COOX ₁₀	optionally substituted C ₂ to C ₈ alkynyl	R _{7a} OCOO-	R _{2a} COO-	O	H
	B11	-COX ₁₀	optionally substituted C ₂ to C ₈ alkynyl	R _{7a} OCOO-	R _{2a} COO-	O	H

5	B12	-CONHX ₁₀	optionally substituted C ₂ to C ₈ alkynyl	R _{7a} OCOO-	R _{2a} COO-	O	H
	C1	-COOX ₁₀	heterocyclo	R _{7a} OCOO-	C ₆ H ₅ COO-	R _{9a} COO-	H
	C2	-COX ₁₀	heterocyclo	R _{7a} OCOO-	C ₆ H ₅ COO-	R _{9a} COO-	H
	C3	-CONHX ₁₀	heterocyclo	R _{7a} OCOO-	C ₆ H ₅ COO-	R _{9a} COO-	H
	C4	-COOX ₁₀	optionally substituted C ₂ to C ₈ alkyl	R _{7a} OCOO-	C ₆ H ₅ COO-	R _{9a} COO-	H
10	C5	-COX ₁₀	optionally substituted C ₂ to C ₈ alkyl	R _{7a} OCOO-	C ₆ H ₅ COO-	R _{9a} COO-	H
	C6	-CONHX ₁₀	optionally substituted C ₂ to C ₈ alkyl	R _{7a} OCOO-	C ₆ H ₅ COO-	R _{9a} COO-	H
	C7	-COOX ₁₀	optionally substituted C ₂ to C ₈ alkenyl	R _{7a} OCOO-	C ₆ H ₅ COO-	R _{9a} COO-	H
	C8	-COX ₁₀	optionally substituted C ₂ to C ₈ alkenyl	R _{7a} OCOO-	C ₆ H ₅ COO-	R _{9a} COO-	H
	C9	-CONHX ₁₀	optionally substituted C ₂ to C ₈ alkenyl	R _{7a} OCOO-	C ₆ H ₅ COO-	R _{9a} COO-	H
	C10	-COOX ₁₀	optionally substituted C ₂ to C ₈ alkynyl	R _{7a} OCOO-	C ₆ H ₅ COO-	R _{9a} COO-	H
	C11	-COX ₁₀	optionally substituted C ₂ to C ₈ alkynyl	R _{7a} OCOO-	C ₆ H ₅ COO-	R _{9a} COO-	H
	C12	-CONHX ₁₀	optionally substituted C ₂ to C ₈ alkynyl	R _{7a} OCOO-	C ₆ H ₅ COO-	R _{9a} COO-	H

5	D1	-COOX ₁₀	heterocyclo	R _{7a} OCOO-	C ₆ H ₅ COO-	OH	H
	D2	-COX ₁₀	heterocyclo	R _{7a} OCOO-	C ₆ H ₅ COO-	OH	H
	D3	-CONHX ₁₀	heterocyclo	R _{7a} OCOO-	C ₆ H ₅ COO-	OH	H
	D4	-COOX ₁₀	optionally substituted C ₂ to C ₈ alkyl	R _{7a} OCOO-	C ₆ H ₅ COO-	OH	H
	D5	-COX ₁₀	optionally substituted C ₂ to C ₈ alkyl	R _{7a} OCOO-	C ₆ H ₅ COO-	OH	H
10	D6	-CONHX ₁₀	optionally substituted C ₂ to C ₈ alkyl	R _{7a} OCOO-	C ₆ H ₅ COO-	OH	H
	D7	-COOX ₁₀	optionally substituted C ₂ to C ₈ alkenyl	R _{7a} OCOO-	C ₆ H ₅ COO-	OH	H
	D8	-COX ₁₀	optionally substituted C ₂ to C ₈ alkenyl	R _{7a} OCOO-	C ₆ H ₅ COO-	OH	H
	D9	-CONHX ₁₀	optionally substituted C ₂ to C ₈ alkenyl	R _{7a} OCOO-	C ₆ H ₅ COO-	OH	H
	D10	-COOX ₁₀	optionally substituted C ₂ to C ₈ alkynyl	R _{7a} OCOO-	C ₆ H ₅ COO-	OH	H
	D11	-COX ₁₀	optionally substituted C ₂ to C ₈ alkynyl	R _{7a} OCOO-	C ₆ H ₅ COO-	OH	H
	D12	-CONHX ₁₀	optionally substituted C ₂ to C ₈ alkynyl	R _{7a} OCOO-	C ₆ H ₅ COO-	OH	H
	E1	-COOX ₁₀	heterocyclo	R _{7a} OCOO-	C ₆ H ₅ COO-	O	OH
15	E2	-COX ₁₀	heterocyclo	R _{7a} OCOO-	C ₆ H ₅ COO-	O	OH
	E3	-CONHX ₁₀	heterocyclo	R _{7a} OCOO-	C ₆ H ₅ COO-	O	OH

5	E4	-COOX ₁₀	optionally substituted C ₂ to C ₈ alkyl	R _{7a} OCOO-	C ₆ H ₅ COO-	O	OH
	E5	-COX ₁₀	optionally substituted C ₂ to C ₈ alkyl	R _{7a} OCOO-	C ₆ H ₅ COO-	O	OH
	E6	-CONHX ₁₀	optionally substituted C ₂ to C ₈ alkyl	R _{7a} OCOO-	C ₆ H ₅ COO-	O	OH
	E7	-COOX ₁₀	optionally substituted C ₂ to C ₈ alkenyl	R _{7a} OCOO-	C ₆ H ₅ COO-	O	OH
	E8	-COX ₁₀	optionally substituted C ₂ to C ₈ alkenyl	R _{7a} OCOO-	C ₆ H ₅ COO-	O	OH
	E9	-CONHX ₁₀	optionally substituted C ₂ to C ₈ alkenyl	R _{7a} OCOO-	C ₆ H ₅ COO-	O	OH
	E10	-COOX ₁₀	optionally substituted C ₂ to C ₈ alkynyl	R _{7a} OCOO-	C ₆ H ₅ COO-	O	OH
	E11	-COX ₁₀	optionally substituted C ₂ to C ₈ alkynyl	R _{7a} OCOO-	C ₆ H ₅ COO-	O	OH
	E12	-CONHX ₁₀	optionally substituted C ₂ to C ₈ alkynyl	R _{7a} OCOO-	C ₆ H ₅ COO-	O	OH
	F1	-COOX ₁₀	heterocyclo	R _{7a} OCOO-	R _{2a} COO-	R _{9a} COO-	H
	F2	-COX ₁₀	heterocyclo	R _{7a} OCOO-	R _{2a} COO-	R _{9a} COO-	H
	F3	-CONHX ₁₀	heterocyclo	R _{7a} OCOO-	R _{2a} COO-	R _{9a} COO-	H
10	F4	-COOX ₁₀	optionally substituted C ₂ to C ₈ alkyl	R _{7a} OCOO-	R _{2a} COO-	R _{9a} COO-	H

5	F5	-COX ₁₀	optionally substituted C ₂ to C ₈ alkyl	R _{7a} OCOO-	R _{2a} COO-	R _{9a} COO-	H
	F6	-CONHX ₁₀	optionally substituted C ₂ to C ₈ alkyl	R _{7a} OCOO-	R _{2a} COO-	R _{9a} COO-	H
	F7	-COOX ₁₀	optionally substituted C ₂ to C ₈ alkenyl	R _{7a} OCOO-	R _{2a} COO-	R _{9a} COO-	H
	F8	-COX ₁₀	optionally substituted C ₂ to C ₈ alkenyl	R _{7a} OCOO-	R _{2a} COO-	R _{9a} COO-	H
	F9	-CONHX ₁₀	optionally substituted C ₂ to C ₈ alkenyl	R _{7a} OCOO-	R _{2a} COO-	R _{9a} COO-	H
10	F10	-COOX ₁₀	optionally substituted C ₂ to C ₈ alkynyl	R _{7a} OCOO-	R _{2a} COO-	R _{9a} COO-	H
	F11	-COX ₁₀	optionally substituted C ₂ to C ₈ alkynyl	R _{7a} OCOO-	R _{2a} COO-	R _{9a} COO-	H
	F12	-CONHX ₁₀	optionally substituted C ₂ to C ₈ alkynyl	R _{7a} OCOO-	R _{2a} COO-	R _{9a} COO-	H
	G1	-COOX ₁₀	heterocyclo	R _{7a} OCOO-	R _{2a} COO-	OH	H
	G2	-COX ₁₀	heterocyclo	R _{7a} OCOO-	R _{2a} COO-	OH	H
	G3	-CONHX ₁₀	heterocyclo	R _{7a} OCOO-	R _{2a} COO-	OH	H
	G4	-COOX ₁₀	optionally substituted C ₂ to C ₈ alkyl	R _{7a} OCOO-	R _{2a} COO-	OH	H
	G5	-COX ₁₀	optionally substituted C ₂ to C ₈ alkyl	R _{7a} OCOO-	R _{2a} COO-	OH	H

5	G6	-CONHX ₁₀	optionally substituted C ₂ to C ₈ alkyl	R _{7a} OCOO-	R _{2a} COO-	OH	H
	G7	-COOX ₁₀	optionally substituted C ₂ to C ₈ alkenyl	R _{7a} OCOO-	R _{2a} COO-	OH	H
	G8	-COX ₁₀	optionally substituted C ₂ to C ₈ alkenyl	R _{7a} OCOO-	R _{2a} COO-	OH	H
	G9	-CONHX ₁₀	optionally substituted C ₂ to C ₈ alkenyl	R _{7a} OCOO-	R _{2a} COO-	OH	H
	G10	-COOX ₁₀	optionally substituted C ₂ to C ₈ alkynyl	R _{7a} OCOO-	R _{2a} COO-	OH	H
	G11	-COX ₁₀	optionally substituted C ₂ to C ₈ alkynyl	R _{7a} OCOO-	R _{2a} COO-	OH	H
10	G12	-CONHX ₁₀	optionally substituted C ₂ to C ₈ alkynyl	R _{7a} OCOO-	R _{2a} COO-	OH	H
	H1	-COOX ₁₀	heterocyclo	R _{7a} OCOO-	C ₆ H ₅ COO-	OH	OH
	H2	-COX ₁₀	heterocyclo	R _{7a} OCOO-	C ₆ H ₅ COO-	OH	OH
	H3	-CONHX ₁₀	heterocyclo	R _{7a} OCOO-	C ₆ H ₅ COO-	OH	OH
	H4	-COOX ₁₀	optionally substituted C ₂ to C ₈ alkyl	R _{7a} OCOO-	C ₆ H ₅ COO-	OH	OH
	H5	-COX ₁₀	optionally substituted C ₂ to C ₈ alkyl	R _{7a} OCOO-	C ₆ H ₅ COO-	OH	OH
	H6	-CONHX ₁₀	optionally substituted C ₂ to C ₈ alkyl	R _{7a} OCOO-	C ₆ H ₅ COO-	OH	OH

5	H7	-COOX ₁₀	optionally substituted C ₂ to C ₈ alkenyl	R _{7a} OCOO-	C ₆ H ₅ COO-	OH	OH
	H8	-COX ₁₀	optionally substituted C ₂ to C ₈ alkenyl	R _{7a} OCOO-	C ₆ H ₅ COO-	OH	OH
	H9	-CONHX ₁₀	optionally substituted C ₂ to C ₈ alkenyl	R _{7a} OCOO-	C ₆ H ₅ COO-	OH	OH
	H10	-COOX ₁₀	optionally substituted C ₂ to C ₈ alkynyl	R _{7a} OCOO-	C ₆ H ₅ COO-	OH	OH
	H11	-COX ₁₀	optionally substituted C ₂ to C ₈ alkynyl	R _{7a} OCOO-	C ₆ H ₅ COO-	OH	OH
10	H12	-CONHX ₁₀	optionally substituted C ₂ to C ₈ alkynyl	R _{7a} OCOO-	C ₆ H ₅ COO-	OH	OH
	I1	-COOX ₁₀	heterocyclo	R _{7a} OCOO-	R _{2a} COO-	O	OH
	I2	-COX ₁₀	heterocyclo	R _{7a} OCOO-	R _{2a} COO-	O	OH
	I3	-CONHX ₁₀	heterocyclo	R _{7a} OCOO-	R _{2a} COO-	O	OH
	I4	-COOX ₁₀	optionally substituted C ₂ to C ₈ alkyl	R _{7a} OCOO-	R _{2a} COO-	O	OH
	I5	-COX ₁₀	optionally substituted C ₂ to C ₈ alkyl	R _{7a} OCOO-	R _{2a} COO-	O	OH
	I6	-CONHX ₁₀	optionally substituted C ₂ to C ₈ alkyl	R _{7a} OCOO-	R _{2a} COO-	O	OH
	I7	-COOX ₁₀	optionally substituted C ₂ to C ₈ alkenyl	R _{7a} OCOO-	R _{2a} COO-	O	OH

5	I8	-COX ₁₀	optionally substituted C ₂ to C ₈ alkenyl	R _{7a} OCOO-	R _{2a} COO-	O	OH
	I9	-CONHX ₁₀	optionally substituted C ₂ to C ₈ alkenyl	R _{7a} OCOO-	R _{2a} COO-	O	OH
	I10	-COOX ₁₀	optionally substituted C ₂ to C ₈ alkynyl	R _{7a} OCOO-	R _{2a} COO-	O	OH
	I11	-COX ₁₀	optionally substituted C ₂ to C ₈ alkynyl	R _{7a} OCOO-	R _{2a} COO-	O	OH
	I12	-CONHX ₁₀	optionally substituted C ₂ to C ₈ alkynyl	R _{7a} OCOO-	R _{2a} COO-	O	OH
10	J1	-COOX ₁₀	heterocyclo	R _{7a} OCOO-	R _{2a} COO-	OH	OH
	J2	-COX ₁₀	heterocyclo	R _{7a} OCOO-	R _{2a} COO-	OH	OH
	J3	-CONHX ₁₀	heterocyclo	R _{7a} OCOO-	R _{2a} COO-	OH	OH
	J4	-COOX ₁₀	optionally substituted C ₂ to C ₈ alkyl	R _{7a} OCOO-	R _{2a} COO-	OH	OH
	J5	-COX ₁₀	optionally substituted C ₂ to C ₈ alkyl	R _{7a} OCOO-	R _{2a} COO-	OH	OH
	J6	-CONHX ₁₀	optionally substituted C ₂ to C ₈ alkyl	R _{7a} OCOO-	R _{2a} COO-	OH	OH
	J7	-COOX ₁₀	optionally substituted C ₂ to C ₈ alkenyl	R _{7a} OCOO-	R _{2a} COO-	OH	OH
	J8	-COX ₁₀	optionally substituted C ₂ to C ₈ alkenyl	R _{7a} OCOO-	R _{2a} COO-	OH	OH

5	J9	-CONHX ₁₀	optionally substituted C ₂ to C ₈ alkenyl	R _{7a} OCOO-	R _{2a} COO-	OH	OH
	J10	-COOX ₁₀	optionally substituted C ₂ to C ₈ alkynyl	R _{7a} OCOO-	R _{2a} COO-	OH	OH
	J11	-COX ₁₀	optionally substituted C ₂ to C ₈ alkynyl	R _{7a} OCOO-	R _{2a} COO-	OH	OH
	J12	-CONHX ₁₀	optionally substituted C ₂ to C ₈ alkynyl	R _{7a} OCOO-	R _{2a} COO-	OH	OH
	K1	-COOX ₁₀	heterocyclo	R _{7a} OCOO-	R _{2a} COO-	R _{9a} COO-	OH
	K2	-COX ₁₀	heterocyclo	R _{7a} OCOO-	R _{2a} COO-	R _{9a} COO-	OH
	K3	-CONHX ₁₀	heterocyclo	R _{7a} OCOO-	R _{2a} COO-	R _{9a} COO-	OH
	K4	-COOX ₁₀	optionally substituted C ₂ to C ₈ alkyl	R _{7a} OCOO-	R _{2a} COO-	R _{9a} COO-	OH
	K5	-COX ₁₀	optionally substituted C ₂ to C ₈ alkyl	R _{7a} OCOO-	R _{2a} COO-	R _{9a} COO-	OH
	K6	-CONHX ₁₀	optionally substituted C ₂ to C ₈ alkyl	R _{7a} OCOO-	R _{2a} COO-	R _{9a} COO-	OH
	K7	-COOX ₁₀	optionally substituted C ₂ to C ₈ alkenyl	R _{7a} OCOO-	R _{2a} COO-	R _{9a} COO-	OH
	K8	-COX ₁₀	optionally substituted C ₂ to C ₈ alkenyl	R _{7a} OCOO-	R _{2a} COO-	R _{9a} COO-	OH
10	K9	-CONHX ₁₀	optionally substituted C ₂ to C ₈ alkenyl	R _{7a} OCOO-	R _{2a} COO-	R _{9a} COO-	OH

K10	-COOX ₁₀	optionally substituted C ₂ to C ₈ alkynyl	R _{7a} OCOO-	R _{2a} COO-	R _{9a} COO-	OH
K11	-COX ₁₀	optionally substituted C ₂ to C ₈ alkynyl	R _{7a} OCOO-	R _{2a} COO-	R _{9a} COO-	OH
K12	-CONHX ₁₀	optionally substituted C ₂ to C ₈ alkynyl	R _{7a} OCOO-	R _{2a} COO-	R _{9a} COO-	OH

Example 25: *In Vitro* cytotoxicity measured by the cell colony formation assay

- 5 Four hundred cells (HCT116) were plated in 60 mm Petri dishes containing 2.7 mL of medium (modified McCoy's 5a medium containing 10% fetal bovine serum and 100 units/mL penicillin and 100 g/mL streptomycin). The cells were incubated in a CO₂ incubator at 37 °C for 5 h for attachment to the bottom of Petri dishes. The compounds identified in Example 22 were made up fresh in medium at ten times the
- 10 final concentration, and then 0.3 mL of this stock solution was added to the 2.7 mL of medium in the dish. The cells were then incubated with drugs for 72 h at 37 °C. At the end of incubation the drug-containing media were decanted, the dishes were rinsed with 4 mL of Hank's Balance Salt Solution (HBSS), 5 mL of fresh medium was added, and the dishes were returned to the incubator for colony formation. The cell
- 15 colonies were counted using a colony counter after incubation for 7 days. Cell survival was calculated and the values of ID50 (the drug concentration producing 50% inhibition of colony formation) were determined for each tested compound.

20

25

Compound	IN VITRO ID 50 (nm) HCT116
taxol	2.1
docetaxel	0.6
4144	<1
4151	<1
4164	<1
4188	<10

207

5	4222	<1
	4234	<1
	4244	<1
	4262	<1
	4304	<10
10	4355	<1
	4363	<10
	4411	<1
	4424	<1
	4434	<1
15	4455	<1
	4474	<1
	4484	<1
	4500	<1
	4515	<10
20	4524	<1
	4533	<1
	4555	<1
	4584	<10
	4566	<1
25	4575	<1
	4624	<10
	4644	<10
	4656	<1
	4674	<1
30	4688	<10
	4696	<1
	4744	<1
	4766	<1
	5466	<1
	6151	<1

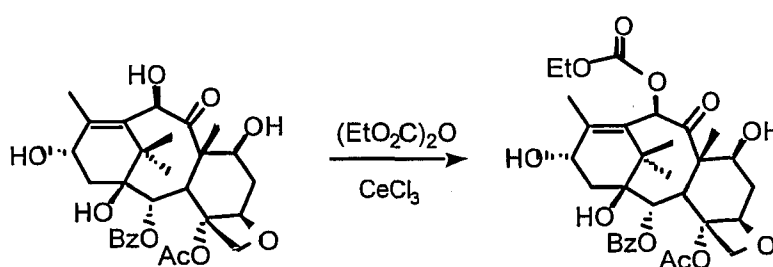
5

10

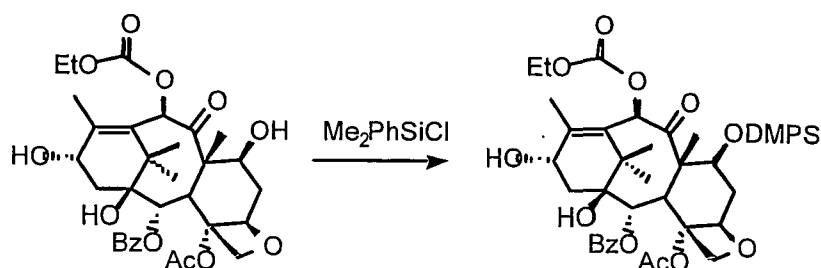
15

6246	<1
5433	<1
4818	<1
6566	<10
4855	<1
4464	<1
4904	<10
4877	<1
4979	<10
4444	<1
4999	<1
4969	<1
5225	<10
5211	<10
5165	<1

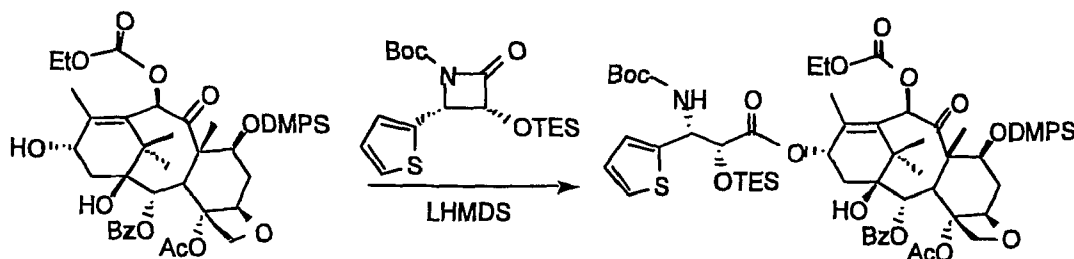
Example 26: Preparation of Taxanes having C-10 Carbonate and C-7 Hydroxy



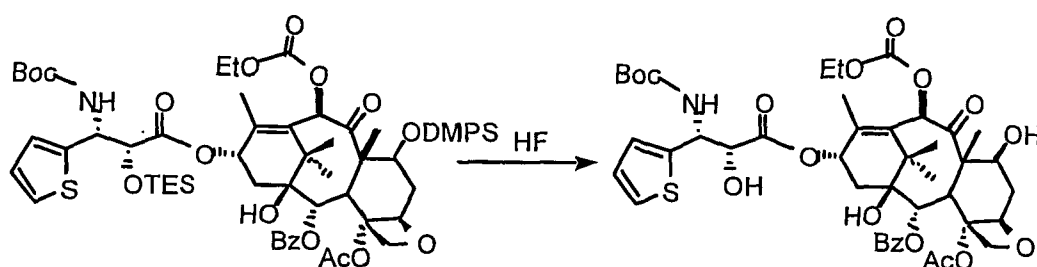
10-Ethoxycarbonyl-10-deacetyl baccatin III. To a mixture of 0.941 g (1.73 mmol) of 10-deacetyl baccatin III and 0.043g (0.17 mmol) of CeCl_3 in 40 mL of THF at 25 °C was added 0.64 mL (4.32 mmol) of diethyl pyrocarbonate. After 3 h the reaction mixture was diluted with 200 mL of EtOAc, then washed three times with 50 mL of saturated aqueous NaHCO_3 solution and brine. The organic extract was dried over Na_2SO_4 and concentrated *in vacuo*. The crude solid was purified by flash column chromatography on silica gel using 40% EtOAc/hexane as eluent to give 0.960 g (90%) of 10-ethoxycarbonyl-10-deacetyl baccatin III as a solid.



7-Dimethylphenylsilyl-10-ethoxycarbonyl-10-deacetyl baccatin III. To a solution of 1.02 g (1.65 mmol) of 10-ethoxycarbonyl-10-deacetyl baccatin III in 30 mL of THF at -10 °C under a nitrogen atmosphere was added dropwise 0.668 mL (4.00 mmol) of chlorodimethylphenylsilane and 2.48 mL (30.64 mmol) of pyridine. After 90 min the mixture was diluted with 200 mL of a 1:1 mixture of ethyl acetate and hexane. The mixture was washed with 30 mL of saturated aqueous sodium bicarbonate solution and the organic layer separated. The aqueous layer was extracted with 50 mL of a 1:1 mixture of ethyl acetate and hexane, and the combined organic extracts were washed with brine, dried over Na₂SO₄, and concentrated *in vacuo*. The crude solid was purified by flash column chromatography on silica gel using 30% EtOAc/hexane as eluent to give 1.16 g (94%) of 7-dimethylphenylsilyl-10-ethoxycarbonyl-10-deacetyl baccatin III as a solid. ¹HNMR (400 MHz, CDCl₃): δ 8.09 (dm, J= 7.64 Hz, 2 H, benzoate, o), 7.59 (tt, J= 7.54, 1.43 Hz, 1 H, benzoate, p), 7.57 (m, 2 H, phenyl, o), 7.46 (t, J= 7.54 Hz, 2 H, benzoate, m), 7.37-7.33 (m, 3 H, phenyl, m,p), 6.21 (s, 1 H, H10), 5.63 (d, J= 7.05 Hz, 1 H, H2), 4.87-4.80 (m, 2 H, H5 and H13), 4.44 (dd, J= 6.84, 10.37 Hz, 1 H, H7), 4.27 (d, J= 8.27 Hz, 1 H, H20a), 4.16 (qm, J= 7.00 Hz, 2 H, CH₃-CH₂-), 4.13 (d, J= 8.27 Hz, 1 H, H20b), 3.83 (d, J= 7.05 Hz, 1 H, H3), 2.34 (ddd, J= 6.84, 9.63, 14.66 Hz, 1 H, H6a), 2.26 (d, J= 7.65 Hz, 2 H, H14a,b), 2.25 (s, 3 H, Ac4), 2.03 (s, 3 H, Me18), 1.98 (d, J= 5.29, 1 H, C13OH), 1.77 (ddd, J= 2.12, 10.37, 14.66 Hz, 1 H, H6b), 1.73 (s, 1 H, Me19), 1.59 (s, 1 H, C1OH), 1.32 (t, J= 7.00 Hz, 3 H, CH₃-CH₂-), 1.19 (s, 3 H, Me17), 1.07 (s, 3 H, Me16), 0.45 (s, 3 H, PhMe₂Si-), 0.35 (s, 3 H, PhMe₂Si-).



7-Dimethylphenylsilyl-2'-O-triethylsilyl-3'-desphenyl-3'-(2-thienyl)-10-ethoxycarbonyl-10-deacetyl taxotere. To a solution of 0.409 g (0.544 mmol) of 7-dimethylphenylsilyl-10-ethoxycarbonyl-10-deacetyl baccatin III in 5.5 mL of THF at -45 °C under a nitrogen atmosphere was added 0.681 mL (0.681 mmol) of a 1M solution of LHMDS in THF. After 1 h, a solution of 0.317 g (0.818 mmol) of *cis*-N-benzoyl-3-triethylsilyloxy-4-(2-thienyl) azetidin-2-one in 3 mL of THF was added slowly. The mixture was warmed to 0 °C and after 3 h 10 mL of saturated aqueous sodium bicarbonate solution was added and the mixture was extracted three times with 50 mL of ethyl acetate. The combined organic extracts were washed with brine, dried over Na₂SO₄, and concentrated *in vacuo*. The crude product was purified by flash column chromatography on silica gel using 40% EtOAc/hexane as eluent to give 0.574 g (93%) of 7-dimethylphenylsilyl-2'-O-triethylsilyl-3'-desphenyl-3'-(2-thienyl)-10-ethoxycarbonyl-10-deacetyl taxotere as a solid.



3'-Desphenyl-3'-(2-thienyl)-10-ethoxycarbonyl-10-deacetyl taxotere. To a solution of 0.527 g (0.464 mmol) of 7-dimethylphenylsilyl-2'-O-triethylsilyl-3'-desphenyl-3'-(2-thienyl)-10-ethoxycarbonyl-10-deacetyl taxotere in 2 mL of CH₃CN and 2 mL of pyridine at 0 °C was added 0.5 mL of a solution of 30% HF in H₂O. After 3 h 20 mL of a saturated aqueous sodium bicarbonate solution was added and the mixture was extracted three times with 50 mL of ethyl acetate. The combined organic extracts were washed with brine, dried over Na₂SO₄, and concentrated *in vacuo*. The crude product was purified by flash column chromatography on silica gel

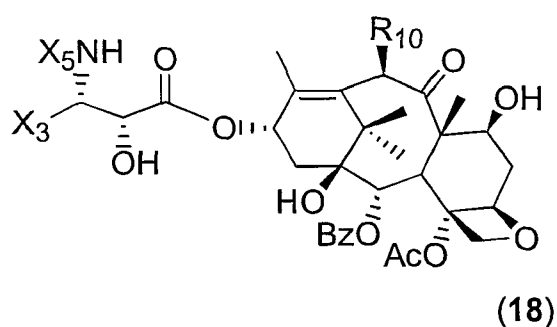
using 70% EtOAc/hexane as eluent to give 0.411 g (100%) of 3'-desphenyl-3'-(2-thienyl)-10-ethoxycarbonyl-10-deacetyl taxotere as a solid. m.p. 160-161 °C; $[\alpha]_D^{25} = -59.1$ (c 1.0 in CH_2Cl_2); Anal. Calcd. for $\text{C}_{44}\text{H}_{55}\text{NO}_{16}\text{S}$: C, 59.65; H, 6.26; Found: C, 59.39; H, 6.34.

5 **3'-Desphenyl-3'-(2-thienyl)-10-ethoxycarbonyl-10-deacetyl taxotere ^1H NMR data (500 MHz, CDCl_3)**

	Proton	d (ppm)	Pattern	J (Hz)
10	1OH	1.68	s	
	2	5.68	d	H3(7.0)
	3	3.80	d	H3(7.0)
	4Ac	2.38	s	
	5	4.95	dd	H6b(2.0), H6b(9.8)
15	6a	2.56	ddd	H7(6.6), H5(9.8), H6b(14.65)
	6b	1.89	ddd	H5(2.0), H7(10.9), H6a(14.65)
	7	4.40	ddd	C7OH(4.2), H6a(6.6), H6b(10.9)
	7OH	2.50	d	H7(4.2)
	10	6.12	s	
20	13	6.25	t	H14a(9.1), H14b(9.1)
	14a	2.35	dd	H13(9.1), H14b(14.2)
	14b	2.34	dd	H13(9.1), H14a(14.2)
	16Me	1.17	s	
	17Me	1.26	s	
25	18Me	1.90	s	
	19Me	1.70	s	
	20a	4.31	d	H20b(8.6)
	20b	4.19	d	H20a(8.6)
	2'	4.64	dd	C2'OH(5.5), H3'(2.0)
30	2'OH	3.38	d	H3'(5.5)
	3'	5.51	br d	NH(9.5)
	NH	5.28	d	H3'(9.5)
	3'(2-thienyl), H3"	7.29	dd	3'(2-thienyl), H5"(1.1), 3'(2-thienyl), H3"(5.1)
	3'(2-thienyl), H4"	7.02	dd	3'(2-thienyl), H5"(3.6), 3'(2-thienyl), H3"(5.1)
35	3'(2-thienyl), H5"	7.09	d	3'(2-thienyl), H4"(3.6)
	Boc	1.34	s	
	benzoate, m	7.51	t	benzoate, o(7.8), benzoate, p(7.8)
	benzoate, o	8.12	d	benzoate, m(7.8)
	benzoate, p	7.61	t	benzoate, m(7.8)
	$\text{CH}_3\text{-CH}_2\text{-OCO}$	1.37	t	$\text{CH}_3\text{-CH}_2\text{-OCO}(7.1)$
	$\text{CH}_3\text{-CH}_2\text{-OCO}$	4.28	m	

Example 27: Additional Taxanes having C-10 Carbonate and C-7 Hydroxy Substituents

The procedures described in Example 26 were repeated, but other suitably protected β -lactams were substituted for the β -lactam of Example 26 to prepare the series of compounds having structural formula (18) and the combinations of substituents identified in the following table.



Compound	X ₅	X ₃	R ₁₀
1755	tBuOCO-	2-thienyl	EtOCOO-
1767	tBuOCO-	isopropyl	EtOCOO-
1781	tBuOCO-	isobutenyl	EtOCOO-
1799	tBuOCO-	2-pyridyl	EtOCOO-
1808	tBuOCO-	3-pyridyl	EtOCOO-
1811	tBuOCO-	4-pyridyl	EtOCOO-
1822	tBuOCO-	2-furyl	EtOCOO-
1838	tBuOCO-	3-furyl	EtOCOO-
1841	tBuOCO-	3-thienyl	EtOCOO-
1855	tBuOCO-	cyclobutyl	EtOCOO-
1999	tBuOCO-	isobutenyl	MeOCOO-
2002	tBuOCO-	2-pyridyl	MeOCOO-
2011	tBuOCO-	3-pyridyl	MeOCOO-
2020	tBuOCO-	4-pyridyl	MeOCOO-
2032	tBuOCO-	3-furyl	MeOCOO-
2044	tBuOCO-	2-thienyl	MeOCOO-
2050	tBuOCO-	3-thienyl	MeOCOO-

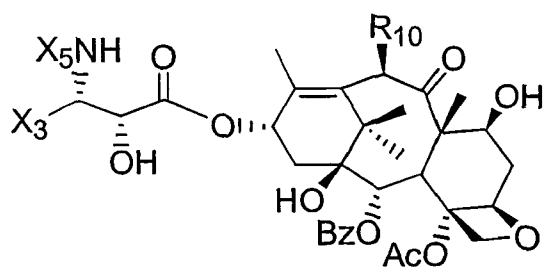
5	2062	tBuOCO-	isopropyl	MeOCOO-
	2077	tBuOCO-	cyclobutyl	MeOCOO-
	2666	tBuOCO-	2-furyl	MeOCOO-
	2972	PhCO-	2-thienyl	EtOCOO-
	2988	EtOCO-	2-thienyl	EtOCOO-
10	2999	iPrOCO-	2-thienyl	EtOCOO-
	3003	iBuOCO-	2-thienyl	EtOCOO-
	3011	2-FuCO-	2-thienyl	EtOCOO-
	3020	2-ThCO-	2-thienyl	EtOCOO-
	3033	C ₄ H ₇ CO-	2-thienyl	EtOCOO-
15	3155	nPrCO-	2-thienyl	EtOCOO-
	3181	iBuOCO-	2-furyl	EtOCOO-
	3243	tC ₃ H ₅ CO-	2-thienyl	EtOCOO-
	3300	3-PyCO-	2-thienyl	EtOCOO-
	3393	4-PyCO-	2-thienyl	EtOCOO-
20	3433	2-PyCO-	2-thienyl	EtOCOO-
	3911	2-FuCO-	2-furyl	EtOCOO-
	3929	nPrCO-	2-furyl	EtOCOO-
	3963	iPrOCO-	2-furyl	EtOCOO-
	4000	tC ₃ H ₅ CO-	2-furyl	EtOCOO-
25	4020	EtOCO-	2-furyl	EtOCOO-
	4074	C ₄ H ₇ CO-	2-furyl	EtOCOO-
	4088	2-ThCO-	2-furyl	EtOCOO-
	4090	PhCO-	2-furyl	EtOCOO-
	4374	ibueCO-	2-thienyl	EtOCOO-
30	4636	iBuOCO-	3-furyl	EtOCOO-
	6466	iPrCO-	2-furyl	EtOCOO-
	4959	tC ₃ H ₅ CO-	3-furyl	EtOCOO-
	4924	iBuOCO-	3-thienyl	EtOCOO-
	4844	iBuOCO-	cpro	EtOCOO-
	5171	tBuOCO-	cpro	EtOCOO-

5	5155	iBuOCO-	isobutenyl	EtOCOO-
	1788	tBuOCO-	isobutenyl	EtOCOO-
	1767	tBuOCO-	isopropyl	EtOCOO-
	1771	tBuOCO-	phenyl	EtOCOO-
	1866	tBuOCO-	p-nitrophenyl	EtOCOO-
	2060	tBuOCO-	isopropyl	MeOCOO-
	2092	tBuOCO-	phenyl	MeOCOO-
	2088	tBuOCO-	p-nitrophenyl	MeOCOO-

Example 28: Additional Taxanes having C-10 Carbonate and C-7 Hydroxy

10 Substituents

Following the processes described in Example 26 and elsewhere herein, the following specific taxanes having structural formula (19) may be prepared, wherein R_{10} is as previously defined including wherein R_{10} is $R_a\text{OCOO-}$ and R_a is (i) substituted or unsubstituted C_1 to C_8 alkyl such as methyl, ethyl, or straight, branched or cyclic propyl, butyl, pentyl, or hexyl; (ii) substituted or unsubstituted C_3 to C_8 alkenyl such as propenyl or straight, branched or cyclic butenyl, pentenyl or hexenyl; (iii) substituted or unsubstituted C_3 to C_8 alkynyl such as propynyl or straight or branched butynyl, pentynyl, or hexynyl; (iv) substituted or unsubstituted phenyl, or (v) substituted or unsubstituted heteroaromatic such as pyridyl. The substituents may be those identified elsewhere herein for substituted hydrocarbyl. For example, R_{10} may be $R_{10a}\text{OCOO-}$ wherein R_{10a} is methyl, ethyl, or straight, branched or cyclic propyl.



(19)

	X_5	X_3	R_{10}
5	tBuOCO	2-furyl	$R_{10a}OCOO-$
	tBuOCO	3-furyl	$R_{10a}OCOO-$
	tBuOCO	2-thienyl	$R_{10a}OCOO-$
	tBuOCO	3-thienyl	$R_{10a}OCOO-$
	tBuOCO	2-pyridyl	$R_{10a}OCOO-$
	tBuOCO	3-pyridyl	$R_{10a}OCOO-$
	tBuOCO	4-pyridyl	$R_{10a}OCOO-$
10	tBuOCO	isobutenyl	$R_{10a}OCOO-$
	tBuOCO	isopropyl	$R_{10a}OCOO-$
	tBuOCO	cyclopropyl	$R_{10a}OCOO-$
	tBuOCO	cyclobutyl	$R_{10a}OCOO-$
	tBuOCO	cyclopentyl	$R_{10a}OCOO-$
15	tBuOCO	phenyl	$R_{10a}OCOO-$
	benzoyl	2-furyl	$R_{10a}OCOO-$
	benzoyl	3-furyl	$R_{10a}OCOO-$
	benzoyl	2-thienyl	$R_{10a}OCOO-$
	benzoyl	3-thienyl	$R_{10a}OCOO-$
	benzoyl	2-pyridyl	$R_{10a}OCOO-$
	benzoyl	3-pyridyl	$R_{10a}OCOO-$
20	benzoyl	4-pyridyl	$R_{10a}OCOO-$
	benzoyl	isobutenyl	$R_{10a}OCOO-$
	benzoyl	isopropyl	$R_{10a}OCOO-$
	benzoyl	cyclopropyl	$R_{10a}OCOO-$
	benzoyl	cyclobutyl	$R_{10a}OCOO-$
25	benzoyl	cyclopentyl	$R_{10a}OCOO-$
	benzoyl	phenyl	$R_{10a}OCOO-$
	2-FuCO-	2-furyl	$R_{10a}OCOO-$
30	2-FuCO-	3-furyl	$R_{10a}OCOO-$
	2-FuCO-	2-thienyl	$R_{10a}OCOO-$
	2-FuCO-	3-thienyl	$R_{10a}OCOO-$

5	2-FuCO-	2-pyridyl	R _{10a} OCOO-
	2-FuCO-	3-pyridyl	R _{10a} OCOO-
	2-FuCO-	4-pyridyl	R _{10a} OCOO-
	2-FuCO-	isobutenyl	R _{10a} OCOO-
	2-FuCO-	isopropyl	R _{10a} OCOO-
10	2-FuCO-	cyclopropyl	R _{10a} OCOO-
	2-FuCO-	cyclobutyl	R _{10a} OCOO-
	2-FuCO-	cyclopentyl	R _{10a} OCOO-
	2-FuCO-	phenyl	R _{10a} OCOO-
	2-ThCO-	2-furyl	R _{10a} OCOO-
15	2-ThCO-	3-furyl	R _{10a} OCOO-
	2-ThCO-	2-thienyl	R _{10a} OCOO-
	2-ThCO-	3-thienyl	R _{10a} OCOO-
	2-ThCO-	2-pyridyl	R _{10a} OCOO-
	2-ThCO-	3-pyridyl	R _{10a} OCOO-
20	2-ThCO-	4-pyridyl	R _{10a} OCOO-
	2-ThCO-	isobutenyl	R _{10a} OCOO-
	2-ThCO-	isopropyl	R _{10a} OCOO-
	2-ThCO-	cyclopropyl	R _{10a} OCOO-
	2-ThCO-	cyclobutyl	R _{10a} OCOO-
25	2-ThCO-	cyclopentyl	R _{10a} OCOO-
	2-ThCO-	phenyl	R _{10a} OCOO-
	2-PyCO-	2-furyl	R _{10a} OCOO-
	2-PyCO-	3-furyl	R _{10a} OCOO-
	2-PyCO-	2-thienyl	R _{10a} OCOO-
30	2-PyCO-	3-thienyl	R _{10a} OCOO-
	2-PyCO-	2-pyridyl	R _{10a} OCOO-
	2-PyCO-	3-pyridyl	R _{10a} OCOO-
	2-PyCO-	4-pyridyl	R _{10a} OCOO-
	2-PyCO-	isobutenyl	R _{10a} OCOO-
	2-PyCO-	isopropyl	R _{10a} OCOO-

5	2-PyCO-	cyclopropyl	R _{10a} OCOO-
	2-PyCO-	cyclobutyl	R _{10a} OCOO-
	2-PyCO-	cyclopentyl	R _{10a} OCOO-
	2-PyCO-	phenyl	R _{10a} OCOO-
	3-PyCO-	2-furyl	R _{10a} OCOO-
10	3-PyCO-	3-furyl	R _{10a} OCOO-
	3-PyCO-	2-thienyl	R _{10a} OCOO-
	3-PyCO-	3-thienyl	R _{10a} OCOO-
	3-PyCO-	2-pyridyl	R _{10a} OCOO-
	3-PyCO-	3-pyridyl	R _{10a} OCOO-
15	3-PyCO-	4-pyridyl	R _{10a} OCOO-
	3-PyCO-	isobutenyl	R _{10a} OCOO-
	3-PyCO-	isopropyl	R _{10a} OCOO-
	3-PyCO-	cyclopropyl	R _{10a} OCOO-
	3-PyCO-	cyclobutyl	R _{10a} OCOO-
20	3-PyCO-	cyclopentyl	R _{10a} OCOO-
	3-PyCO-	phenyl	R _{10a} OCOO-
	4-PyCO-	2-furyl	R _{10a} OCOO-
	4-PyCO-	3-furyl	R _{10a} OCOO-
	4-PyCO-	2-thienyl	R _{10a} OCOO-
25	4-PyCO-	3-thienyl	R _{10a} OCOO-
	4-PyCO-	2-pyridyl	R _{10a} OCOO-
	4-PyCO-	3-pyridyl	R _{10a} OCOO-
	4-PyCO-	4-pyridyl	R _{10a} OCOO-
	4-PyCO-	isobutenyl	R _{10a} OCOO-
30	4-PyCO-	isopropyl	R _{10a} OCOO-
	4-PyCO-	cyclopropyl	R _{10a} OCOO-
	4-PyCO-	cyclobutyl	R _{10a} OCOO-
	4-PyCO-	cyclopentyl	R _{10a} OCOO-
	4-PyCO-	phenyl	R _{10a} OCOO-
	C ₄ H ₇ CO-	2-furyl	R _{10a} OCOO-

5	C ₄ H ₇ CO-	3-furyl	R _{10a} OCOO-
	C ₄ H ₇ CO-	2-thienyl	R _{10a} OCOO-
	C ₄ H ₇ CO-	3-thienyl	R _{10a} OCOO-
	C ₄ H ₇ CO-	2-pyridyl	R _{10a} OCOO-
	C ₄ H ₇ CO-	3-pyridyl	R _{10a} OCOO-
	C ₄ H ₇ CO-	4-pyridyl	R _{10a} OCOO-
	C ₄ H ₇ CO-	isobutenyl	R _{10a} OCOO-
	C ₄ H ₇ CO-	isopropyl	R _{10a} OCOO-
	C ₄ H ₇ CO-	cyclopropyl	R _{10a} OCOO-
	C ₄ H ₇ CO-	cyclobutyl	R _{10a} OCOO-
10	C ₄ H ₇ CO-	cyclopentyl	R _{10a} OCOO-
	C ₄ H ₇ CO-	phenyl	R _{10a} OCOO-
	EtOCO-	2-furyl	R _{10a} OCOO-
	EtOCO-	3-furyl	R _{10a} OCOO-
	EtOCO-	2-thienyl	R _{10a} OCOO-
	EtOCO-	3-thienyl	R _{10a} OCOO-
	EtOCO-	2-pyridyl	R _{10a} OCOO-
	EtOCO-	3-pyridyl	R _{10a} OCOO-
	EtOCO-	4-pyridyl	R _{10a} OCOO-
	EtOCO-	isobutenyl	R _{10a} OCOO-
20	EtOCO-	isopropyl	R _{10a} OCOO-
	EtOCO-	cyclopropyl	R _{10a} OCOO-
	EtOCO-	cyclobutyl	R _{10a} OCOO-
	EtOCO-	cyclopentyl	R _{10a} OCOO-
	EtOCO-	phenyl	R _{10a} OCOO-
	ibueCO-	2-furyl	R _{10a} OCOO-
	ibueCO-	3-furyl	R _{10a} OCOO-
	ibueCO-	2-thienyl	R _{10a} OCOO-
	ibueCO-	3-thienyl	R _{10a} OCOO-
	ibueCO-	2-pyridyl	R _{10a} OCOO-
30	ibueCO-	3-pyridyl	R _{10a} OCOO-

5	ibueCO-	4-pyridyl	R _{10a} OCOO-
	ibueCO-	isobutenyl	R _{10a} OCOO-
	ibueCO-	isopropyl	R _{10a} OCOO-
	ibueCO-	cyclopropyl	R _{10a} OCOO-
	ibueCO-	cyclobutyl	R _{10a} OCOO-
10	ibueCO-	cyclopentyl	R _{10a} OCOO-
	ibueCO-	phenyl	R _{10a} OCOO-
	iBuCO-	2-furyl	R _{10a} OCOO-
	iBuCO-	3-furyl	R _{10a} OCOO-
	iBuCO-	2-thienyl	R _{10a} OCOO-
15	iBuCO-	3-thienyl	R _{10a} OCOO-
	iBuCO-	2-pyridyl	R _{10a} OCOO-
	iBuCO-	3-pyridyl	R _{10a} OCOO-
	iBuCO-	4-pyridyl	R _{10a} OCOO-
	iBuCO-	isobutenyl	R _{10a} OCOO-
20	iBuCO-	isopropyl	R _{10a} OCOO-
	iBuCO-	cyclopropyl	R _{10a} OCOO-
	iBuCO-	cyclobutyl	R _{10a} OCOO-
	iBuCO-	cyclopentyl	R _{10a} OCOO-
	iBuCO-	phenyl	R _{10a} OCOO-
25	iBuOCO-	2-furyl	R _{10a} OCOO-
	iBuOCO-	3-furyl	R _{10a} OCOO-
	iBuOCO-	2-thienyl	R _{10a} OCOO-
	iBuOCO-	3-thienyl	R _{10a} OCOO-
	iBuOCO-	2-pyridyl	R _{10a} OCOO-
30	iBuOCO-	3-pyridyl	R _{10a} OCOO-
	iBuOCO-	4-pyridyl	R _{10a} OCOO-
	iBuOCO-	isobutenyl	R _{10a} OCOO-
	iBuOCO-	isopropyl	R _{10a} OCOO-
	iBuOCO-	cyclopropyl	R _{10a} OCOO-
	iBuOCO-	cyclobutyl	R _{10a} OCOO-

	iBuOCO-	cyclopentyl	R _{10a} OCOO-
	iBuOCO-	phenyl	R _{10a} OCOO-
	iPrOCO-	2-furyl	R _{10a} OCOO-
	iPrOCO-	3-furyl	R _{10a} OCOO-
5	iPrOCO-	2-thienyl	R _{10a} OCOO-
	iPrOCO-	3-thienyl	R _{10a} OCOO-
	iPrOCO-	2-pyridyl	R _{10a} OCOO-
	iPrOCO-	3-pyridyl	R _{10a} OCOO-
	iPrOCO-	4-pyridyl	R _{10a} OCOO-
10	iPrOCO-	isobutenyl	R _{10a} OCOO-
	iPrOCO-	isopropyl	R _{10a} OCOO-
	iPrOCO-	cyclopropyl	R _{10a} OCOO-
	iPrOCO-	cyclobutyl	R _{10a} OCOO-
	iPrOCO-	cyclopentyl	R _{10a} OCOO-
15	iPrOCO-	phenyl	R _{10a} OCOO-
	nPrOCO-	2-furyl	R _{10a} OCOO-
	nPrOCO-	3-furyl	R _{10a} OCOO-
	nPrOCO-	2-thienyl	R _{10a} OCOO-
	nPrOCO-	3-thienyl	R _{10a} OCOO-
20	nPrOCO-	2-pyridyl	R _{10a} OCOO-
	nPrOCO-	3-pyridyl	R _{10a} OCOO-
	nPrOCO-	4-pyridyl	R _{10a} OCOO-
	nPrOCO-	isobutenyl	R _{10a} OCOO-
	nPrOCO-	isopropyl	R _{10a} OCOO-
25	nPrOCO-	cyclopropyl	R _{10a} OCOO-
	nPrOCO-	cyclobutyl	R _{10a} OCOO-
	nPrOCO-	cyclopentyl	R _{10a} OCOO-
	nPrOCO-	phenyl	R _{10a} OCOO-
	nPrCO-	2-furyl	R _{10a} OCOO-
30	nPrCO-	3-furyl	R _{10a} OCOO-
	nPrCO-	2-thienyl	R _{10a} OCOO-

5	nPrCO-	3-thienyl	R _{10a} OCOO-
	nPrCO-	2-pyridyl	R _{10a} OCOO-
	nPrCO-	3-pyridyl	R _{10a} OCOO-
	nPrCO-	4-pyridyl	R _{10a} OCOO-
	nPrCO-	isobutenyl	R _{10a} OCOO-
	nPrCO-	isopropyl	R _{10a} OCOO-
	nPrCO-	cyclopropyl	R _{10a} OCOO-
	nPrCO-	cyclobutyl	R _{10a} OCOO-
10	nPrCO-	cyclopentyl	R _{10a} OCOO-
	nPrCO-	phenyl	R _{10a} OCOO-
	tBuOCO	cyclopentyl	EtOCOO-
	benzoyl	3-furyl	EtOCOO-
	benzoyl	3-thienyl	EtOCOO-
	benzoyl	2-pyridyl	EtOCOO-
	benzoyl	3-pyridyl	EtOCOO-
	benzoyl	4-pyridyl	EtOCOO-
15	benzoyl	isobutenyl	EtOCOO-
	benzoyl	isopropyl	EtOCOO-
	benzoyl	cyclopropyl	EtOCOO-
	benzoyl	cyclobutyl	EtOCOO-
	benzoyl	cyclopentyl	EtOCOO-
	benzoyl	phenyl	EtOCOO-
	2-FuCO-	3-furyl	EtOCOO-
	2-FuCO-	3-thienyl	EtOCOO-
20	2-FuCO-	2-pyridyl	EtOCOO-
	2-FuCO-	3-pyridyl	EtOCOO-
	2-FuCO-	4-pyridyl	EtOCOO-
	2-FuCO-	isobutenyl	EtOCOO-
	2-FuCO-	isopropyl	EtOCOO-
	2-FuCO-	cyclopropyl	EtOCOO-
	2-FuCO-	cyclobutyl	EtOCOO-
	2-FuCO-	cyclopentyl	EtOCOO-
25	2-FuCO-	phenyl	EtOCOO-
	2-FuCO-	3-furyl	EtOCOO-
	2-FuCO-	3-thienyl	EtOCOO-
	2-FuCO-	2-pyridyl	EtOCOO-
	2-FuCO-	3-pyridyl	EtOCOO-
	2-FuCO-	4-pyridyl	EtOCOO-
	2-FuCO-	isobutenyl	EtOCOO-
	2-FuCO-	isopropyl	EtOCOO-
30	2-FuCO-	cyclopropyl	EtOCOO-
	2-FuCO-	cyclobutyl	EtOCOO-

5	2-FuCO-	cyclopentyl	EtOCOO-
	2-FuCO-	phenyl	EtOCOO-
	2-ThCO-	3-furyl	EtOCOO-
	2-ThCO-	3-thienyl	EtOCOO-
	2-ThCO-	2-pyridyl	EtOCOO-
10	2-ThCO-	3-pyridyl	EtOCOO-
	2-ThCO-	4-pyridyl	EtOCOO-
	2-ThCO-	isobutenyl	EtOCOO-
	2-ThCO-	isopropyl	EtOCOO-
	2-ThCO-	cyclopropyl	EtOCOO-
15	2-ThCO-	cyclobutyl	EtOCOO-
	2-ThCO-	cyclopentyl	EtOCOO-
	2-ThCO-	phenyl	EtOCOO-
	2-PyCO-	2-furyl	EtOCOO-
	2-PyCO-	3-furyl	EtOCOO-
20	2-PyCO-	3-thienyl	EtOCOO-
	2-PyCO-	2-pyridyl	EtOCOO-
	2-PyCO-	3-pyridyl	EtOCOO-
	2-PyCO-	4-pyridyl	EtOCOO-
	2-PyCO-	isobutenyl	EtOCOO-
25	2-PyCO-	isopropyl	EtOCOO-
	2-PyCO-	cyclopropyl	EtOCOO-
	2-PyCO-	cyclobutyl	EtOCOO-
	2-PyCO-	cyclopentyl	EtOCOO-
	2-PyCO-	phenyl	EtOCOO-
30	3-PyCO-	2-furyl	EtOCOO-
	3-PyCO-	3-furyl	EtOCOO-
	3-PyCO-	3-thienyl	EtOCOO-
	3-PyCO-	2-pyridyl	EtOCOO-
	3-PyCO-	3-pyridyl	EtOCOO-
	3-PyCO-	4-pyridyl	EtOCOO-

5	3-PyCO-	isobutenyl	EtOCOO-
	3-PyCO-	isopropyl	EtOCOO-
	3-PyCO-	cyclopropyl	EtOCOO-
	3-PyCO-	cyclobutyl	EtOCOO-
	3-PyCO-	cyclopentyl	EtOCOO-
10	3-PyCO-	phenyl	EtOCOO-
	4-PyCO-	2-furyl	EtOCOO-
	4-PyCO-	3-furyl	EtOCOO-
	4-PyCO-	3-thienyl	EtOCOO-
	4-PyCO-	2-pyridyl	EtOCOO-
15	4-PyCO-	3-pyridyl	EtOCOO-
	4-PyCO-	4-pyridyl	EtOCOO-
	4-PyCO-	isobutenyl	EtOCOO-
	4-PyCO-	isopropyl	EtOCOO-
	4-PyCO-	cyclopropyl	EtOCOO-
20	4-PyCO-	cyclobutyl	EtOCOO-
	4-PyCO-	cyclopentyl	EtOCOO-
	4-PyCO-	phenyl	EtOCOO-
	C ₄ H ₇ CO-	3-furyl	EtOCOO-
	C ₄ H ₇ CO-	3-thienyl	EtOCOO-
25	C ₄ H ₇ CO-	2-pyridyl	EtOCOO-
	C ₄ H ₇ CO-	3-pyridyl	EtOCOO-
	C ₄ H ₇ CO-	4-pyridyl	EtOCOO-
	C ₄ H ₇ CO-	isobutenyl	EtOCOO-
	C ₄ H ₇ CO-	isopropyl	EtOCOO-
30	C ₄ H ₇ CO-	cyclopropyl	EtOCOO-
	C ₄ H ₇ CO-	cyclobutyl	EtOCOO-
	C ₄ H ₇ CO-	cyclopentyl	EtOCOO-
	C ₄ H ₇ CO-	phenyl	EtOCOO-
	EtOCO-	3-furyl	EtOCOO-
	EtOCO-	3-thienyl	EtOCOO-

5	EtOCO-	2-pyridyl	EtOCOO-
	EtOCO-	3-pyridyl	EtOCOO-
	EtOCO-	4-pyridyl	EtOCOO-
	EtOCO-	isobutenyl	EtOCOO-
	EtOCO-	isopropyl	EtOCOO-
	EtOCO-	cyclopropyl	EtOCOO-
	EtOCO-	cyclobutyl	EtOCOO-
	EtOCO-	cyclopentyl	EtOCOO-
10	EtOCO-	phenyl	EtOCOO-
	ibueCO-	2-furyl	EtOCOO-
	ibueCO-	3-furyl	EtOCOO-
	ibueCO-	2-thienyl	EtOCOO-
	ibueCO-	3-thienyl	EtOCOO-
	ibueCO-	2-pyridyl	EtOCOO-
	ibueCO-	3-pyridyl	EtOCOO-
	ibueCO-	4-pyridyl	EtOCOO-
15	ibueCO-	isobutenyl	EtOCOO-
	ibueCO-	isopropyl	EtOCOO-
	ibueCO-	cyclopropyl	EtOCOO-
	ibueCO-	cyclobutyl	EtOCOO-
	ibueCO-	cyclopentyl	EtOCOO-
	ibueCO-	phenyl	EtOCOO-
	iBuCO-	2-furyl	EtOCOO-
	iBuCO-	3-furyl	EtOCOO-
20	iBuCO-	2-thienyl	EtOCOO-
	iBuCO-	3-thienyl	EtOCOO-
	iBuCO-	2-pyridyl	EtOCOO-
	iBuCO-	3-pyridyl	EtOCOO-
	iBuCO-	4-pyridyl	EtOCOO-
	iBuCO-	isobutenyl	EtOCOO-
	iBuCO-	isopropyl	EtOCOO-
	iBuCO-	phenyl	EtOCOO-
25	iBuCO-	2-furyl	EtOCOO-
	iBuCO-	3-furyl	EtOCOO-
	iBuCO-	2-thienyl	EtOCOO-
	iBuCO-	3-thienyl	EtOCOO-
	iBuCO-	2-pyridyl	EtOCOO-
	iBuCO-	3-pyridyl	EtOCOO-
	iBuCO-	4-pyridyl	EtOCOO-
	iBuCO-	isobutenyl	EtOCOO-
30	iBuCO-	isopropyl	EtOCOO-

	iBuCO-	cyclopropyl	EtOCOO-
	iBuCO-	cyclobutyl	EtOCOO-
	iBuCO-	cyclopentyl	EtOCOO-
	iBuCO-	phenyl	EtOCOO-
5	iBuOCO-	2-pyridyl	EtOCOO-
	iBuOCO-	3-pyridyl	EtOCOO-
	iBuOCO-	4-pyridyl	EtOCOO-
	iBuOCO-	isopropyl	EtOCOO-
	iBuOCO-	cyclobutyl	EtOCOO-
10	iBuOCO-	cyclopentyl	EtOCOO-
	iBuOCO-	phenyl	EtOCOO-
	iPrOCO-	3-furyl	EtOCOO-
	iPrOCO-	3-thienyl	EtOCOO-
	iPrOCO-	2-pyridyl	EtOCOO-
15	iPrOCO-	3-pyridyl	EtOCOO-
	iPrOCO-	4-pyridyl	EtOCOO-
	iPrOCO-	isobutenyl	EtOCOO-
	iPrOCO-	isopropyl	EtOCOO-
	iPrOCO-	cyclopropyl	EtOCOO-
20	iPrOCO-	cyclobutyl	EtOCOO-
	iPrOCO-	cyclopentyl	EtOCOO-
	iPrOCO-	phenyl	EtOCOO-
	nPrOCO-	2-furyl	EtOCOO-
	nPrOCO-	3-furyl	EtOCOO-
25	nPrOCO-	2-thienyl	EtOCOO-
	nPrOCO-	3-thienyl	EtOCOO-
	nPrOCO-	2-pyridyl	EtOCOO-
	nPrOCO-	3-pyridyl	EtOCOO-
	nPrOCO-	4-pyridyl	EtOCOO-
30	nPrOCO-	isobutenyl	EtOCOO-
	nPrOCO-	isopropyl	EtOCOO-

5	nPrOCO-	cyclopropyl	EtOCOO-
	nPrOCO-	cyclobutyl	EtOCOO-
	nPrOCO-	cyclopentyl	EtOCOO-
	nPrOCO-	phenyl	EtOCOO-
	nPrCO-	3-furyl	EtOCOO-
10	nPrCO-	3-thienyl	EtOCOO-
	nPrCO-	2-pyridyl	EtOCOO-
	nPrCO-	3-pyridyl	EtOCOO-
	nPrCO-	4-pyridyl	EtOCOO-
	nPrCO-	isobutenyl	EtOCOO-
15	nPrCO-	isopropyl	EtOCOO-
	nPrCO-	cyclopropyl	EtOCOO-
	nPrCO-	cyclobutyl	EtOCOO-
	nPrCO-	cyclopentyl	EtOCOO-
	nPrCO-	phenyl	EtOCOO-
20	tBuOCO	cyclopropyl	MeOCOO-
	tBuOCO	cyclopentyl	MeOCOO-
	benzoyl	2-furyl	MeOCOO-
	benzoyl	3-furyl	MeOCOO-
	benzoyl	2-thienyl	MeOCOO-
25	benzoyl	3-thienyl	MeOCOO-
	benzoyl	2-pyridyl	MeOCOO-
	benzoyl	3-pyridyl	MeOCOO-
	benzoyl	4-pyridyl	MeOCOO-
	benzoyl	isobutenyl	MeOCOO-
30	benzoyl	isopropyl	MeOCOO-
	benzoyl	cyclopropyl	MeOCOO-
	benzoyl	cyclobutyl	MeOCOO-
	benzoyl	cyclopentyl	MeOCOO-
	benzoyl	phenyl	MeOCOO-
	2-FuCO-	2-furyl	MeOCOO-

5	2-FuCO-	3-furyl	MeOCOO-
	2-FuCO-	2-thienyl	MeOCOO-
	2-FuCO-	3-thienyl	MeOCOO-
	2-FuCO-	2-pyridyl	MeOCOO-
	2-FuCO-	3-pyridyl	MeOCOO-
10	2-FuCO-	4-pyridyl	MeOCOO-
	2-FuCO-	isobutenyl	MeOCOO-
	2-FuCO-	isopropyl	MeOCOO-
	2-FuCO-	cyclopropyl	MeOCOO-
	2-FuCO-	cyclobutyl	MeOCOO-
15	2-FuCO-	cyclopentyl	MeOCOO-
	2-FuCO-	phenyl	MeOCOO-
	2-ThCO-	2-furyl	MeOCOO-
	2-ThCO-	3-furyl	MeOCOO-
	2-ThCO-	2-thienyl	MeOCOO-
20	2-ThCO-	3-thienyl	MeOCOO-
	2-ThCO-	2-pyridyl	MeOCOO-
	2-ThCO-	3-pyridyl	MeOCOO-
	2-ThCO-	4-pyridyl	MeOCOO-
	2-ThCO-	isobutenyl	MeOCOO-
25	2-ThCO-	isopropyl	MeOCOO-
	2-ThCO-	cyclopropyl	MeOCOO-
	2-ThCO-	cyclobutyl	MeOCOO-
	2-ThCO-	cyclopentyl	MeOCOO-
	2-ThCO-	phenyl	MeOCOO-
30	2-PyCO-	2-furyl	MeOCOO-
	2-PyCO-	3-furyl	MeOCOO-
	2-PyCO-	2-thienyl	MeOCOO-
	2-PyCO-	3-thienyl	MeOCOO-
	2-PyCO-	2-pyridyl	MeOCOO-
	2-PyCO-	3-pyridyl	MeOCOO-

5	2-PyCO-	4-pyridyl	MeOCOO-
	2-PyCO-	isobutenyl	MeOCOO-
	2-PyCO-	isopropyl	MeOCOO-
	2-PyCO-	cyclopropyl	MeOCOO-
	2-PyCO-	cyclobutyl	MeOCOO-
10	2-PyCO-	cyclopentyl	MeOCOO-
	2-PyCO-	phenyl	MeOCOO-
	3PyCO-	2-furyl	MeOCOO-
	3-PyCO-	3-furyl	MeOCOO-
	3-PyCO-	2-thienyl	MeOCOO-
15	3-PyCO-	3-thienyl	MeOCOO-
	3-PyCO-	2-pyridyl	MeOCOO-
	3-PyCO-	3-pyridyl	MeOCOO-
	3-PyCO-	4-pyridyl	MeOCOO-
	3-PyCO-	isobutenyl	MeOCOO-
20	3-PyCO-	isopropyl	MeOCOO-
	3-PyCO-	cyclopropyl	MeOCOO-
	3-PyCO-	cyclobutyl	MeOCOO-
	3-PyCO-	cyclopentyl	MeOCOO-
	3-PyCO-	phenyl	MeOCOO-
25	4-PyCO-	2-furyl	MeOCOO-
	4-PyCO-	3-furyl	MeOCOO-
	4-PyCO-	2-thienyl	MeOCOO-
	4-PyCO-	3-thienyl	MeOCOO-
	4-PyCO-	2-pyridyl	MeOCOO-
30	4-PyCO-	3-pyridyl	MeOCOO-
	4-PyCO-	4-pyridyl	MeOCOO-
	4-PyCO-	isobutenyl	MeOCOO-
	4-PyCO-	isopropyl	MeOCOO-
	4-PyCO-	cyclopropyl	MeOCOO-
	4-PyCO-	cyclobutyl	MeOCOO-

5	4-PyCO-	cyclopentyl	MeOCOO-
	4-PyCO-	phenyl	MeOCOO-
	C ₄ H ₇ CO-	2-furyl	MeOCOO-
	C ₄ H ₇ CO-	3-furyl	MeOCOO-
	C ₄ H ₇ CO-	2-thienyl	MeOCOO-
10	C ₄ H ₇ CO-	3-thienyl	MeOCOO-
	C ₄ H ₇ CO-	2-pyridyl	MeOCOO-
	C ₄ H ₇ CO-	3-pyridyl	MeOCOO-
	C ₄ H ₇ CO-	4-pyridyl	MeOCOO-
	C ₄ H ₇ CO-	isobutenyl	MeOCOO-
15	C ₄ H ₇ CO-	isopropyl	MeOCOO-
	C ₄ H ₇ CO-	cyclopropyl	MeOCOO-
	C ₄ H ₇ CO-	cyclobutyl	MeOCOO-
	C ₄ H ₇ CO-	cyclopentyl	MeOCOO-
	C ₄ H ₇ CO-	phenyl	MeOCOO-
20	EtOCO-	2-furyl	MeOCOO-
	EtOCO-	3-furyl	MeOCOO-
	EtOCO-	2-thienyl	MeOCOO-
	EtOCO-	3-thienyl	MeOCOO-
	EtOCO-	2-pyridyl	MeOCOO-
25	EtOCO-	3-pyridyl	MeOCOO-
	EtOCO-	4-pyridyl	MeOCOO-
	EtOCO-	isobutenyl	MeOCOO-
	EtOCO-	isopropyl	MeOCOO-
	EtOCO-	cyclopropyl	MeOCOO-
30	EtOCO-	cyclobutyl	MeOCOO-
	EtOCO-	cyclopentyl	MeOCOO-
	EtOCO-	phenyl	MeOCOO-
	ibueCO-	2-furyl	MeOCOO-
	ibueCO-	3-furyl	MeOCOO-
	ibueCO-	2-thienyl	MeOCOO-

5	ibueCO-	3-thienyl	MeOCOO-
	ibueCO-	2-pyridyl	MeOCOO-
	ibueCO-	3-pyridyl	MeOCOO-
	ibueCO-	4-pyridyl	MeOCOO-
	ibueCO-	isobutenyl	MeOCOO-
10	ibueCO-	isopropyl	MeOCOO-
	ibueCO-	cyclopropyl	MeOCOO-
	ibueCO-	cyclobutyl	MeOCOO-
	ibueCO-	cyclopentyl	MeOCOO-
	ibueCO-	phenyl	MeOCOO-
15	iBuCO-	2-furyl	MeOCOO-
	iBuCO-	3-furyl	MeOCOO-
	iBuCO-	2-thienyl	MeOCOO-
	iBuCO-	3-thienyl	MeOCOO-
	iBuCO-	2-pyridyl	MeOCOO-
20	iBuCO-	3-pyridyl	MeOCOO-
	iBuCO-	4-pyridyl	MeOCOO-
	iBuCO-	isobutenyl	MeOCOO-
	iBuCO-	isopropyl	MeOCOO-
	iBuCO-	cyclopropyl	MeOCOO-
25	iBuCO-	cyclobutyl	MeOCOO-
	iBuCO-	cyclopentyl	MeOCOO-
	iBuCO-	phenyl	MeOCOO-
	iBuOCO-	2-furyl	MeOCOO-
	iBuOCO-	3-furyl	MeOCOO-
30	iBuOCO-	2-thienyl	MeOCOO-
	iBuOCO-	3-thienyl	MeOCOO-
	iBuOCO-	2-pyridyl	MeOCOO-
	iBuOCO-	3-pyridyl	MeOCOO-
	iBuOCO-	4-pyridyl	MeOCOO-
	iBuOCO-	isobutenyl	MeOCOO-

5	iBuOCO-	isopropyl	MeOCOO-
	iBuOCO-	cyclopropyl	MeOCOO-
	iBuOCO-	cyclobutyl	MeOCOO-
	iBuOCO-	cyclopentyl	MeOCOO-
	iBuOCO-	phenyl	MeOCOO-
10	iPrOCO-	2-furyl	MeOCOO-
	iPrOCO-	3-furyl	MeOCOO-
	iPrOCO-	2-thienyl	MeOCOO-
	iPrOCO-	3-thienyl	MeOCOO-
	iPrOCO-	2-pyridyl	MeOCOO-
15	iPrOCO-	3-pyridyl	MeOCOO-
	iPrOCO-	4-pyridyl	MeOCOO-
	iPrOCO-	isobutenyl	MeOCOO-
	iPrOCO-	isopropyl	MeOCOO-
	iPrOCO-	cyclopropyl	MeOCOO-
20	iPrOCO-	cyclobutyl	MeOCOO-
	iPrOCO-	cyclopentyl	MeOCOO-
	iPrOCO-	phenyl	MeOCOO-
	nPrOCO-	2-furyl	MeOCOO-
	nPrOCO-	3-furyl	MeOCOO-
25	nPrOCO-	2-thienyl	MeOCOO-
	nPrOCO-	3-thienyl	MeOCOO-
	nPrOCO-	2-pyridyl	MeOCOO-
	nPrOCO-	3-pyridyl	MeOCOO-
	nPrOCO-	4-pyridyl	MeOCOO-
30	nPrOCO-	isobutenyl	MeOCOO-
	nPrOCO-	isopropyl	MeOCOO-
	nPrOCO-	cyclopropyl	MeOCOO-
	nPrOCO-	cyclobutyl	MeOCOO-
	nPrOCO-	cyclopentyl	MeOCOO-
	nPrOCO-	phenyl	MeOCOO-

5	nPrCO-	2-furyl	MeOCOO-
	nPrCO-	3-furyl	MeOCOO-
	nPrCO-	2-thienyl	MeOCOO-
	nPrCO-	3-thienyl	MeOCOO-
	nPrCO-	2-pyridyl	MeOCOO-
10	nPrCO-	3-pyridyl	MeOCOO-
	nPrCO-	4-pyridyl	MeOCOO-
	nPrCO-	isobutenyl	MeOCOO-
	nPrCO-	isopropyl	MeOCOO-
	nPrCO-	cyclopropyl	MeOCOO-
	nPrCO-	cyclobutyl	MeOCOO-
	nPrCO-	cyclopentyl	MeOCOO-
	nPrCO-	phenyl	MeOCOO-

Example 29: Additional Taxanes having C-10 Carbonate and C-7 Hydroxy

15 Substituents

Following the processes described in Example 26 and elsewhere herein, the following specific taxanes having structural formula (20) may be prepared, wherein in each of the series (that is, each of series "A" through "K") R_7 is hydroxy and R_{10} is as previously defined, including wherein R_{10} is $R_{10a}OCOO-$ and R_{10a} is

20 (i) substituted or unsubstituted, preferably unsubstituted, C_2 to C_8 alkyl (straight, branched or cyclic), such as ethyl, propyl, butyl, pentyl, or hexyl; (ii) substituted or unsubstituted, preferably unsubstituted, C_2 to C_8 alkenyl (straight, branched or cyclic), such as ethenyl, propenyl, butenyl, pentenyl or hexenyl; (iii) substituted or unsubstituted, preferably unsubstituted, C_2 to C_8 alkynyl (straight or branched)

25 such as ethynyl, propynyl, butynyl, pentynyl, or hexynyl; (iv) substituted or unsubstituted, preferably unsubstituted, phenyl; or (v) substituted or unsubstituted, preferably unsubstituted, heteroaromatic such as furyl, thienyl, or pyridyl.

In the "A" series of compounds, X_{10} is as otherwise as defined herein.

30 Preferably, heterocyclo is substituted or unsubstituted furyl, thienyl, or pyridyl, X_{10} is substituted or unsubstituted furyl, thienyl, pyridyl, phenyl, or lower alkyl (e.g., tert-butyl), and R_7 and R_{10} each have the beta stereochemical configuration.

In the "B" series of compounds, X_{10} and R_{2a} are as otherwise as defined herein. Preferably, heterocyclo is preferably substituted or unsubstituted furyl, thienyl, or pyridyl, X_{10} is preferably substituted or unsubstituted furyl, thienyl, pyridyl, phenyl, or lower alkyl (e.g., tert-butyl), R_{2a} is preferably substituted or unsubstituted furyl, thienyl, pyridyl, phenyl, or lower alkyl, and R_7 and R_{10} each have the beta stereochemical configuration.

In the "C" series of compounds, X_{10} and R_{9a} are as otherwise as defined herein. Preferably, heterocyclo is preferably substituted or unsubstituted furyl, thienyl, or pyridyl, X_{10} is preferably substituted or unsubstituted furyl, thienyl, pyridyl, phenyl, or lower alkyl (e.g., tert-butyl), R_{9a} is preferably substituted or unsubstituted furyl, thienyl, pyridyl, phenyl, or lower alkyl, and R_7 , R_9 and R_{10} each have the beta stereochemical configuration.

In the "D" and "E" series of compounds, X_{10} is as otherwise as defined herein. Preferably, heterocyclo is preferably substituted or unsubstituted furyl, thienyl, or pyridyl, X_{10} is preferably substituted or unsubstituted furyl, thienyl, pyridyl, phenyl, or lower alkyl (e.g., tert-butyl), and R_7 , R_9 (series D only) and R_{10} each have the beta stereochemical configuration.

In the "F" series of compounds, X_{10} , R_{2a} and R_{9a} are as otherwise as defined herein. Preferably, heterocyclo is preferably substituted or unsubstituted furyl, thienyl, or pyridyl, X_{10} is preferably substituted or unsubstituted furyl, thienyl, pyridyl, phenyl, or lower alkyl (e.g., tert-butyl), R_{2a} is preferably substituted or unsubstituted furyl, thienyl, pyridyl, phenyl, or lower alkyl, and R_7 , R_9 and R_{10} each have the beta stereochemical configuration.

In the "G" series of compounds, X_{10} and R_{2a} are as otherwise as defined herein. Preferably, heterocyclo is preferably substituted or unsubstituted furyl, thienyl, or pyridyl, X_{10} is preferably substituted or unsubstituted furyl, thienyl, pyridyl, phenyl, or lower alkyl (e.g., tert-butyl), R_{2a} is preferably substituted or unsubstituted furyl, thienyl, pyridyl, phenyl, or lower alkyl, and R_7 , R_9 and R_{10} each have the beta stereochemical configuration.

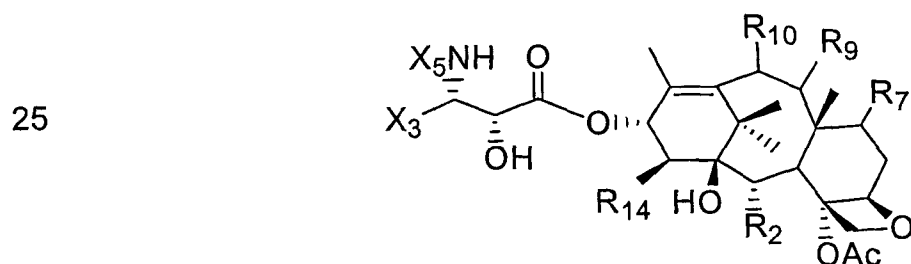
In the "H" series of compounds, X_{10} is as otherwise as defined herein. Preferably, heterocyclo is preferably substituted or unsubstituted furyl, thienyl, or pyridyl, X_{10} is preferably substituted or unsubstituted furyl, thienyl, pyridyl, phenyl, or lower alkyl (e.g., tert-butyl), R_{2a} is preferably substituted or unsubstituted furyl, thienyl, pyridyl, phenyl, or lower alkyl, and R_7 and R_{10} each have the beta stereochemical configuration.

In the "I" series of compounds, X_{10} and R_{2a} are as otherwise as defined herein. Preferably, heterocyclo is preferably substituted or unsubstituted furyl, thienyl, or pyridyl, X_{10} is preferably substituted or unsubstituted furyl, thienyl, pyridyl, phenyl, or lower alkyl (e.g., tert-butyl), R_{2a} is preferably substituted or unsubstituted furyl, thienyl, pyridyl, phenyl, or lower alkyl, and R_7 and R_{10} each have the beta stereochemical configuration.

In the "J" series of compounds, X_{10} and R_{2a} are as otherwise as defined herein. Preferably, heterocyclo is preferably substituted or unsubstituted furyl, thienyl, or pyridyl, X_{10} is preferably substituted or unsubstituted furyl, thienyl, pyridyl, phenyl, or lower alkyl (e.g., tert-butyl), R_{2a} is preferably substituted or unsubstituted furyl, thienyl, pyridyl, phenyl, or lower alkyl, and R_7 , R_9 and R_{10} each have the beta stereochemical configuration.

In the "K" series of compounds, X_{10} , R_{2a} and R_{9a} are as otherwise as defined herein. Preferably, heterocyclo is preferably substituted or unsubstituted furyl, thienyl, or pyridyl, X_{10} is preferably substituted or unsubstituted furyl, thienyl, pyridyl, phenyl, or lower alkyl (e.g., tert-butyl), R_{2a} is preferably substituted or unsubstituted furyl, thienyl, pyridyl, phenyl, or lower alkyl, and R_7 , R_9 and R_{10} each have the beta stereochemical configuration.

Any substituents of each of X_3 , X_5 , R_2 , R_9 and R_{10} may be hydrocarbonyl or any of the heteroatom containing substituents selected from the group consisting of heterocyclo, alkoxy, alkenoxy, alkynoxy, aryloxy, hydroxy, protected hydroxy, keto, acyloxy, nitro, amino, amido, thiol, ketal, acetal, ester and ether moieties, but not phosphorous containing moieties.



(20)

Series	X_5	X_3	R_{10}	R_2	R_9	R_{14}
A1	$-\text{COOX}_{10}$	heterocyclo	$R_{10a}\text{OCOO}-$	$\text{C}_6\text{H}_5\text{COO}-$	O	H
A2	$-\text{COX}_{10}$	heterocyclo	$R_{10a}\text{OCOO}-$	$\text{C}_6\text{H}_5\text{COO}-$	O	H
A3	$-\text{CONHX}_{10}$	heterocyclo	$R_{10a}\text{OCOO}-$	$\text{C}_6\text{H}_5\text{COO}-$	O	H

5	A4	-COOX ₁₀	optionally substituted C ₂ to C ₈ alkyl	R _{10a} OCOO-	C ₆ H ₅ COO-	O	H	
	A5	-COX ₁₀	optionally substituted C ₂ to C ₈ alkyl	R _{10a} OCOO-	C ₆ H ₅ COO-	O	H	
	A6	-CONHX ₁₀	optionally substituted C ₂ to C ₈ alkyl	R _{10a} OCOO-	C ₆ H ₅ COO-	O	H	
	A7	-COOX ₁₀	optionally substituted C ₂ to C ₈ alkenyl	R _{10a} OCOO-	C ₆ H ₅ COO-	O	H	
	A8	-COX ₁₀	optionally substituted C ₂ to C ₈ alkenyl	R _{10a} OCOO-	C ₆ H ₅ COO-	O	H	
	A9	-CONHX ₁₀	optionally substituted C ₂ to C ₈ alkenyl	R _{10a} OCOO-	C ₆ H ₅ COO-	O	H	
	A10	-COOX ₁₀	optionally substituted C ₂ to C ₈ alkynyl	R _{10a} OCOO-	C ₆ H ₅ COO-	O	H	
	A11	-COX ₁₀	optionally substituted C ₂ to C ₈ alkynyl	R _{10a} OCOO-	C ₆ H ₅ COO-	O	H	
	A12	-CONHX ₁₀	optionally substituted C ₂ to C ₈ alkynyl	R _{10a} OCOO-	C ₆ H ₅ COO-	O	H	
	10	B1	-COOX ₁₀	heterocyclo	R _{10a} OCOO-	R _{2a} COO-	O	H
		B2	-COX ₁₀	heterocyclo	R _{10a} OCOO-	R _{2a} COO-	O	H
		B3	-CONHX ₁₀	heterocyclo	R _{10a} OCOO-	R _{2a} COO-	O	H
B4		-COOX ₁₀	optionally substituted C ₂ to C ₈ alkyl	R _{10a} OCOO-	R _{2a} COO-	O	H	
15	B5	-COX ₁₀	optionally substituted C ₂ to C ₈ alkyl	R _{10a} OCOO-	R _{2a} COO-	O	H	
	B6	-CONHX ₁₀	optionally substituted C ₂ to C ₈ alkyl	R _{10a} OCOO-	R _{2a} COO-	O	H	
	B7	-COOX ₁₀	optionally substituted C ₂ to C ₈ alkenyl	R _{10a} OCOO-	R _{2a} COO-	O	H	

5	B8	-COX ₁₀	optionally substituted C ₂ to C ₈ alkenyl	R _{10a} OCOO-	R _{2a} COO-	O	H
	B9	-CONHX ₁₀	optionally substituted C ₂ to C ₈ alkenyl	R _{10a} OCOO-	R _{2a} COO-	O	H
	B10	-COOX ₁₀	optionally substituted C ₂ to C ₈ alkynyl	R _{10a} OCOO-	R _{2a} COO-	O	H
	B11	-COX ₁₀	optionally substituted C ₂ to C ₈ alkynyl	R _{10a} OCOO-	R _{2a} COO-	O	H
	B12	-CONHX ₁₀	optionally substituted C ₂ to C ₈ alkynyl	R _{10a} OCOO-	R _{2a} COO-	O	H
10	C1	-COOX ₁₀	heterocyclo	R _{10a} OCOO-	C ₆ H ₅ COO-	R _{9a} COO-	H
	C2	-COX ₁₀	heterocyclo	R _{10a} OCOO-	C ₆ H ₅ COO-	R _{9a} COO-	H
	C3	-CONHX ₁₀	heterocyclo	R _{10a} OCOO-	C ₆ H ₅ COO-	R _{9a} COO-	H
	C4	-COOX ₁₀	optionally substituted C ₂ to C ₈ alkyl	R _{10a} OCOO-	C ₆ H ₅ COO-	R _{9a} COO-	H
	C5	-COX ₁₀	optionally substituted C ₂ to C ₈ alkyl	R _{10a} OCOO-	C ₆ H ₅ COO-	R _{9a} COO-	H
15	C6	-CONHX ₁₀	optionally substituted C ₂ to C ₈ alkyl	R _{10a} OCOO-	C ₆ H ₅ COO-	R _{9a} COO-	H
	C7	-COOX ₁₀	optionally substituted C ₂ to C ₈ alkenyl	R _{10a} OCOO-	C ₆ H ₅ COO-	R _{9a} COO-	H
	C8	-COX ₁₀	optionally substituted C ₂ to C ₈ alkenyl	R _{10a} OCOO-	C ₆ H ₅ COO-	R _{9a} COO-	H
	C9	-CONHX ₁₀	optionally substituted C ₂ to C ₈ alkenyl	R _{10a} OCOO-	C ₆ H ₅ COO-	R _{9a} COO-	H
	C10	-COOX ₁₀	optionally substituted C ₂ to C ₈ alkynyl	R _{10a} OCOO-	C ₆ H ₅ COO-	R _{9a} COO-	H
	C11	-COX ₁₀	optionally substituted C ₂ to C ₈ alkynyl	R _{10a} OCOO-	C ₆ H ₅ COO-	R _{9a} COO-	H

5	C12	-CONHX ₁₀	optionally substituted C ₂ to C ₈ alkynyl	R _{10a} OCOO-	C ₆ H ₅ COO-	R _{9a} COO-	H
	D1	-COOX ₁₀	heterocyclo	R _{10a} OCOO-	C ₆ H ₅ COO-	OH	H
	D2	-COX ₁₀	heterocyclo	R _{10a} OCOO-	C ₆ H ₅ COO-	OH	H
	D3	-CONHX ₁₀	heterocyclo	R _{10a} OCOO-	C ₆ H ₅ COO-	OH	H
	D4	-COOX ₁₀	optionally substituted C ₂ to C ₈ alkyl	R _{10a} OCOO-	C ₆ H ₅ COO-	OH	H
10	D5	-COX ₁₀	optionally substituted C ₂ to C ₈ alkyl	R _{10a} OCOO-	C ₆ H ₅ COO-	OH	H
	D6	-CONHX ₁₀	optionally substituted C ₂ to C ₈ alkyl	R _{10a} OCOO-	C ₆ H ₅ COO-	OH	H
	D7	-COOX ₁₀	optionally substituted C ₂ to C ₈ alkenyl	R _{10a} OCOO-	C ₆ H ₅ COO-	OH	H
	D8	-COX ₁₀	optionally substituted C ₂ to C ₈ alkenyl	R _{10a} OCOO-	C ₆ H ₅ COO-	OH	H
	D9	-CONHX ₁₀	optionally substituted C ₂ to C ₈ alkenyl	R _{10a} OCOO-	C ₆ H ₅ COO-	OH	H
15	D10	-COOX ₁₀	optionally substituted C ₂ to C ₈ alkynyl	R _{10a} OCOO-	C ₆ H ₅ COO-	OH	H
	D11	-COX ₁₀	optionally substituted C ₂ to C ₈ alkynyl	R _{10a} OCOO-	C ₆ H ₅ COO-	OH	H
	D12	-CONHX ₁₀	optionally substituted C ₂ to C ₈ alkynyl	R _{10a} OCOO-	C ₆ H ₅ COO-	OH	H
	E1	-COOX ₁₀	heterocyclo	R _{10a} OCOO-	C ₆ H ₅ COO-	O	OH
	E2	-COX ₁₀	heterocyclo	R _{10a} OCOO-	C ₆ H ₅ COO-	O	OH
15	E3	-CONHX ₁₀	heterocyclo	R _{10a} OCOO-	C ₆ H ₅ COO-	O	OH
	E4	-COOX ₁₀	optionally substituted C ₂ to C ₈ alkyl	R _{10a} OCOO-	C ₆ H ₅ COO-	O	OH

5	E5	-COX ₁₀	optionally substituted C ₂ to C ₈ alkyl	R _{10a} OCOO-	C ₆ H ₅ COO-	O	OH
	E6	-CONHX ₁₀	optionally substituted C ₂ to C ₈ alkyl	R _{10a} OCOO-	C ₆ H ₅ COO-	O	OH
	E7	-COOX ₁₀	optionally substituted C ₂ to C ₈ alkenyl	R _{10a} OCOO-	C ₆ H ₅ COO-	O	OH
	E8	-COX ₁₀	optionally substituted C ₂ to C ₈ alkenyl	R _{10a} OCOO-	C ₆ H ₅ COO-	O	OH
	E9	-CONHX ₁₀	optionally substituted C ₂ to C ₈ alkenyl	R _{10a} OCOO-	C ₆ H ₅ COO-	O	OH
	E10	-COOX ₁₀	optionally substituted C ₂ to C ₈ alkynyl	R _{10a} OCOO-	C ₆ H ₅ COO-	O	OH
	E11	-COX ₁₀	optionally substituted C ₂ to C ₈ alkynyl	R _{10a} OCOO-	C ₆ H ₅ COO-	O	OH
	E12	-CONHX ₁₀	optionally substituted C ₂ to C ₈ alkynyl	R _{10a} OCOO-	C ₆ H ₅ COO-	O	OH
10	F1	-COOX ₁₀	heterocyclo	R _{10a} OCOO-	R _{2a} COO-	R _{9a} COO-	H
	F2	-COX ₁₀	heterocyclo	R _{10a} OCOO-	R _{2a} COO-	R _{9a} COO-	H
	F3	-CONHX ₁₀	heterocyclo	R _{10a} OCOO-	R _{2a} COO-	R _{9a} COO-	H
	F4	-COOX ₁₀	optionally substituted C ₂ to C ₈ alkyl	R _{10a} OCOO-	R _{2a} COO-	R _{9a} COO-	H
	F5	-COX ₁₀	optionally substituted C ₂ to C ₈ alkyl	R _{10a} OCOO-	R _{2a} COO-	R _{9a} COO-	H
15	F6	-CONHX ₁₀	optionally substituted C ₂ to C ₈ alkyl	R _{10a} OCOO-	R _{2a} COO-	R _{9a} COO-	H
	F7	-COOX ₁₀	optionally substituted C ₂ to C ₈ alkenyl	R _{10a} OCOO-	R _{2a} COO-	R _{9a} COO-	H
	F8	-COX ₁₀	optionally substituted C ₂ to C ₈ alkenyl	R _{10a} OCOO-	R _{2a} COO-	R _{9a} COO-	H

5	F9	-CONHX ₁₀	optionally substituted C ₂ to C ₈ alkenyl	R _{10a} OCOO-	R _{2a} COO-	R _{9a} COO-	H
	F10	-COOX ₁₀	optionally substituted C ₂ to C ₈ alkynyl	R _{10a} OCOO-	R _{2a} COO-	R _{9a} COO-	H
	F11	-COX ₁₀	optionally substituted C ₂ to C ₈ alkynyl	R _{10a} OCOO-	R _{2a} COO-	R _{9a} COO-	H
	F12	-CONHX ₁₀	optionally substituted C ₂ to C ₈ alkynyl	R _{10a} OCOO-	R _{2a} COO-	R _{9a} COO-	H
	G1	-COOX ₁₀	heterocyclo	R _{10a} OCOO-	R _{2a} COO-	OH	H
10	G2	-COX ₁₀	heterocyclo	R _{10a} OCOO-	R _{2a} COO-	OH	H
	G3	-CONHX ₁₀	heterocyclo	R _{10a} OCOO-	R _{2a} COO-	OH	H
	G4	-COOX ₁₀	optionally substituted C ₂ to C ₈ alkyl	R _{10a} OCOO-	R _{2a} COO-	OH	H
	G5	-COX ₁₀	optionally substituted C ₂ to C ₈ alkyl	R _{10a} OCOO-	R _{2a} COO-	OH	H
	G6	-CONHX ₁₀	optionally substituted C ₂ to C ₈ alkyl	R _{10a} OCOO-	R _{2a} COO-	OH	H
15	G7	-COOX ₁₀	optionally substituted C ₂ to C ₈ alkenyl	R _{10a} OCOO-	R _{2a} COO-	OH	H
	G8	-COX ₁₀	optionally substituted C ₂ to C ₈ alkenyl	R _{10a} OCOO-	R _{2a} COO-	OH	H
	G9	-CONHX ₁₀	optionally substituted C ₂ to C ₈ alkenyl	R _{10a} OCOO-	R _{2a} COO-	OH	H
	G10	-COOX ₁₀	optionally substituted C ₂ to C ₈ alkynyl	R _{10a} OCOO-	R _{2a} COO-	OH	H
	G11	-COX ₁₀	optionally substituted C ₂ to C ₈ alkynyl	R _{10a} OCOO-	R _{2a} COO-	OH	H
	G12	-CONHX ₁₀	optionally substituted C ₂ to C ₈ alkynyl	R _{10a} OCOO-	R _{2a} COO-	OH	H

5	H1	-COOX ₁₀	heterocyclo	R _{10a} OCOO-	C ₆ H ₅ COO-	OH	OH
	H2	-COX ₁₀	heterocyclo	R _{10a} OCOO-	C ₆ H ₅ COO-	OH	OH
	H3	-CONHX ₁₀	heterocyclo	R _{10a} OCOO-	C ₆ H ₅ COO-	OH	OH
	H4	-COOX ₁₀	optionally substituted C ₂ to C ₈ alkyl	R _{10a} OCOO-	C ₆ H ₅ COO-	OH	OH
	H5	-COX ₁₀	optionally substituted C ₂ to C ₈ alkyl	R _{10a} OCOO-	C ₆ H ₅ COO-	OH	OH
	H6	-CONHX ₁₀	optionally substituted C ₂ to C ₈ alkyl	R _{10a} OCOO-	C ₆ H ₅ COO-	OH	OH
	H7	-COOX ₁₀	optionally substituted C ₂ to C ₈ alkenyl	R _{10a} OCOO-	C ₆ H ₅ COO-	OH	OH
	H8	-COX ₁₀	optionally substituted C ₂ to C ₈ alkenyl	R _{10a} OCOO-	C ₆ H ₅ COO-	OH	OH
	H9	-CONHX ₁₀	optionally substituted C ₂ to C ₈ alkenyl	R _{10a} OCOO-	C ₆ H ₅ COO-	OH	OH
10	H10	-COOX ₁₀	optionally substituted C ₂ to C ₈ alkynyl	R _{10a} OCOO-	C ₆ H ₅ COO-	OH	OH
	H11	-COX ₁₀	optionally substituted C ₂ to C ₈ alkynyl	R _{10a} OCOO-	C ₆ H ₅ COO-	OH	OH
	H12	-CONHX ₁₀	optionally substituted C ₂ to C ₈ alkynyl	R _{10a} OCOO-	C ₆ H ₅ COO-	OH	OH
15	I1	-COOX ₁₀	heterocyclo	R _{10a} OCOO-	R _{2a} COO-	O	OH
	I2	-COX ₁₀	heterocyclo	R _{10a} OCOO-	R _{2a} COO-	O	OH
	I3	-CONHX ₁₀	heterocyclo	R _{10a} OCOO-	R _{2a} COO-	O	OH
	I4	-COOX ₁₀	optionally substituted C ₂ to C ₈ alkyl	R _{10a} OCOO-	R _{2a} COO-	O	OH
	I5	-COX ₁₀	optionally substituted C ₂ to C ₈ alkyl	R _{10a} OCOO-	R _{2a} COO-	O	OH

5	I6	-CONHX ₁₀	optionally substituted C ₂ to C ₈ alkyl	R _{10a} OCOO-	R _{2a} COO-	O	OH
	I7	-COOX ₁₀	optionally substituted C ₂ to C ₈ alkenyl	R _{10a} OCOO-	R _{2a} COO-	O	OH
	I8	-COX ₁₀	optionally substituted C ₂ to C ₈ alkenyl	R _{10a} OCOO-	R _{2a} COO-	O	OH
	I9	-CONHX ₁₀	optionally substituted C ₂ to C ₈ alkenyl	R _{10a} OCOO-	R _{2a} COO-	O	OH
	I10	-COOX ₁₀	optionally substituted C ₂ to C ₈ alkynyl	R _{10a} OCOO-	R _{2a} COO-	O	OH
10	I11	-COX ₁₀	optionally substituted C ₂ to C ₈ alkynyl	R _{10a} OCOO-	R _{2a} COO-	O	OH
	I12	-CONHX ₁₀	optionally substituted C ₂ to C ₈ alkynyl	R _{10a} OCOO-	R _{2a} COO-	O	OH
	J1	-COOX ₁₀	heterocyclo	R _{10a} OCOO-	R _{2a} COO-	OH	OH
	J2	-COX ₁₀	heterocyclo	R _{10a} OCOO-	R _{2a} COO-	OH	OH
	J3	-CONHX ₁₀	heterocyclo	R _{10a} OCOO-	R _{2a} COO-	OH	OH
15	J4	-COOX ₁₀	optionally substituted C ₂ to C ₈ alkyl	R _{10a} OCOO-	R _{2a} COO-	OH	OH
	J5	-COX ₁₀	optionally substituted C ₂ to C ₈ alkyl	R _{10a} OCOO-	R _{2a} COO-	OH	OH
	J6	-CONHX ₁₀	optionally substituted C ₂ to C ₈ alkyl	R _{10a} OCOO-	R _{2a} COO-	OH	OH
	J7	-COOX ₁₀	optionally substituted C ₂ to C ₈ alkenyl	R _{10a} OCOO-	R _{2a} COO-	OH	OH
	J8	-COX ₁₀	optionally substituted C ₂ to C ₈ alkenyl	R _{10a} OCOO-	R _{2a} COO-	OH	OH
	J9	-CONHX ₁₀	optionally substituted C ₂ to C ₈ alkenyl	R _{10a} OCOO-	R _{2a} COO-	OH	OH

5	J10	-COOX ₁₀	optionally substituted C ₂ to C ₈ alkynyl	R _{10a} OCOO-	R _{2a} COO-	OH	OH
	J11	-COX ₁₀	optionally substituted C ₂ to C ₈ alkynyl	R _{10a} OCOO-	R _{2a} COO-	OH	OH
	J12	-CONHX ₁₀	optionally substituted C ₂ to C ₈ alkynyl	R _{10a} OCOO-	R _{2a} COO-	OH	OH
	K1	-COOX ₁₀	heterocyclo	R _{10a} OCOO-	R _{2a} COO-	R _{9a} COO-	OH
	K2	-COX ₁₀	heterocyclo	R _{10a} OCOO-	R _{2a} COO-	R _{9a} COO-	OH
	K3	-CONHX ₁₀	heterocyclo	R _{10a} OCOO-	R _{2a} COO-	R _{9a} COO-	OH
	K4	-COOX ₁₀	optionally substituted C ₂ to C ₈ alkyl	R _{10a} OCOO-	R _{2a} COO-	R _{9a} COO-	OH
	K5	-COX ₁₀	optionally substituted C ₂ to C ₈ alkyl	R _{10a} OCOO-	R _{2a} COO-	R _{9a} COO-	OH
	K6	-CONHX ₁₀	optionally substituted C ₂ to C ₈ alkyl	R _{10a} OCOO-	R _{2a} COO-	R _{9a} COO-	OH
	K7	-COOX ₁₀	optionally substituted C ₂ to C ₈ alkenyl	R _{10a} OCOO-	R _{2a} COO-	R _{9a} COO-	OH
	K8	-COX ₁₀	optionally substituted C ₂ to C ₈ alkenyl	R _{10a} OCOO-	R _{2a} COO-	R _{9a} COO-	OH
	K9	-CONHX ₁₀	optionally substituted C ₂ to C ₈ alkenyl	R _{10a} OCOO-	R _{2a} COO-	R _{9a} COO-	OH
10	K10	-COOX ₁₀	optionally substituted C ₂ to C ₈ alkynyl	R _{10a} OCOO-	R _{2a} COO-	R _{9a} COO-	OH
	K11	-COX ₁₀	optionally substituted C ₂ to C ₈ alkynyl	R _{10a} OCOO-	R _{2a} COO-	R _{9a} COO-	OH
	K12	-CONHX ₁₀	optionally substituted C ₂ to C ₈ alkynyl	R _{10a} OCOO-	R _{2a} COO-	R _{9a} COO-	OH

Example 30: *In Vitro* cytotoxicity measured by the cell colony formation assay

Four hundred cells (HCT116) were plated in 60 mm Petri dishes containing 2.7 mL of medium (modified McCoy's 5a medium containing 10% fetal bovine serum and 100 units/mL penicillin and 100 g/mL streptomycin). The cells were

5 incubated in a CO₂ incubator at 37 °C for 5 h for attachment to the bottom of Petri dishes. The compounds identified in Example 27 were made up fresh in medium at ten times the final concentration, and then 0.3 mL of this stock solution was added to the 2.7 mL of medium in the dish. The cells were then incubated with

10 drugs for 72 h at 37 °C. At the end of incubation the drug-containing media were decanted, the dishes were rinsed with 4 mL of Hank's Balance Salt Solution (HBSS), 5 mL of fresh medium was added, and the dishes were returned to the incubator for colony formation. The cell colonies were counted using a colony

counter after incubation for 7 days. Cell survival was calculated and the values of ID50 (the drug concentration producing 50% inhibition of colony formation) were

15 determined for each tested compound.

20

25

30

Compound	IN VITRO ID 50 (nm) HCT116
taxol	2.1
docetaxel	0.6
1755	<1
1767	<10
1781	<1
1799	<1
1808	<10
1811	<1
1822	<1
1838	<1
1841	<1
1855	<10
1867	<1
1999	<1

244

5	2002	<1
	2011	<10
	2020	<1
	2032	<1
	2044	<1
10	2050	<1
	2062	<10
	2077	<10
	2086	<1
	2097	<1
15	2666	<1
	2972	<10
	2988	<1
	2999	<1
	3003	<10
20	3011	<1
	3020	<1
	3033	<10
	3155	<1
	3181	<1
25	3243	<1
	3300	<10
	3393	>50
	3433	22.3
	3911	<1
30	3929	<1
	3963	<1
	4000	<1
	4020	<1
	4074	<1
	4088	<10

5	4090	<1
	4374	<1
	4636	<10
	6466	<10
	4959	<1
10	4924	<10
	4844	<1
	5171	<1
	5155	<10
	1788	<1
15	1767	<10
	1771	<10
	1866	<1
	2060	<10
	2092	<1
	2088	<1

Example 31: Preparation of Taxane Having C-7 Carbamoyloxy and C-10 Hydroxy

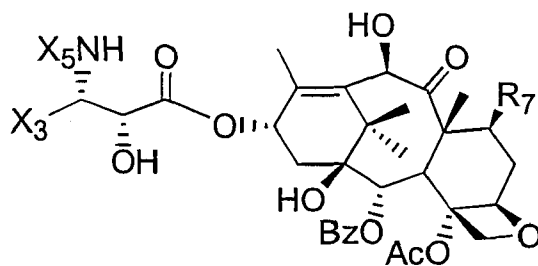
N-Debenzoyl-N-isobutenyl-3'-desphenyl-3'-(2-furyl)-7-phenylcarbamoyl taxol
 20 **(5535)** To a solution of N-debenzoyl-N-isobutenyl-3'-desphenyl-3'-(2-furyl)-2'-(2-methoxy-2-propyl)-10-triethylsilyl taxol (400 mg, 0.413 mmol) in 4 mL anhydrous pyridine was added 4-dimethylaminopyridine (10 mg, 0.08 mmol) under a nitrogen atmosphere. To this mixture was added dropwise phenyl isocyanate (112 L, 1.034 mmol). TLC (silica gel, 2:3 ethyl acetate:hexane) after 3 h showed no
 25 starting material. The reaction mixture was cooled to 0° C (ice-water bath) and quenched by adding 50 L of water.

To the reaction at 0° C (ice-water bath) was added 4 mL of acetonitrile and 2 mL of 48% aqueous hydrofluoric acid and the cooling bath removed. The reaction was stirred at room temperature for 12.5 h and then diluted with 60 mL of
 30 ethyl acetate and washed with 10 mL of saturated aqueous NaHCO₃ followed by 15 mL of saturated aqueous NaCl. The organic layer was dried over Na₂SO₄ and

concentrated under reduce pressure to give 390 mg of an off-white solid which was purified by flash-chromatography (silica gel, 1:1 ethyl acetate:hexane) to give 320 mg (86%) of N-debenzoyl-N-isobutenyl-3'-desphenyl-3'-(2-furyl)-7-phenylcarbamoyl taxol: mp 188-89C; ¹H NMR (CDCl₃) 8.11 (m, 2H), 7.60(m, 1H),
 5 7.46-7.51(m, 2H), 7.26-7.40(m, 6H), 6.34(dd, J=3.1, 1.5 Hz, 1H), 6.25 (d, J=3.1 Hz, 1H), 6.21(dd, J=8.8, 8.7 Hz, 1H), 5.67(2H), 5.47(2H), 4.98-5.01(m, 3H), 4.76(m, 1H), 4.32(d, J=8.0 Hz, 1H), 4.21(d, J=8.0 Hz, 1H), 4.09(d, J=7.6 Hz, 1H), 3.99 (m, 1H), 3.30 (d, J= 5.5 Hz, 1H), 2.60-2.68(m, 1H), 2.43 (s, 3H), 2.37 (m, 1H), 2.08(m, 1H), 1.98 (s, 3H), 1.91 (bs, 3H), 1.84 (bs, 3H), 1.80 (s, 3H), 1.23(s,
 10 3H), 1.10(s, 3H); Anal. Calcd. for C₄₈H₅₄N₂O₁₅: C, 64.13; H, 6.05. Found: C, 63.78; H, 6.20.

Example 32: Taxanes having C7-Carbamoyloxy and C-10 Hydroxy Substituents

The procedures described in Example 31 were repeated, but other suitably protected β-lactams and acylating agents were substituted for the β-lactam and
 15 acylating agent of Example 31 to prepare the series of compounds having structural formula (21) and the combination of substituents identified in the following table.



(21)

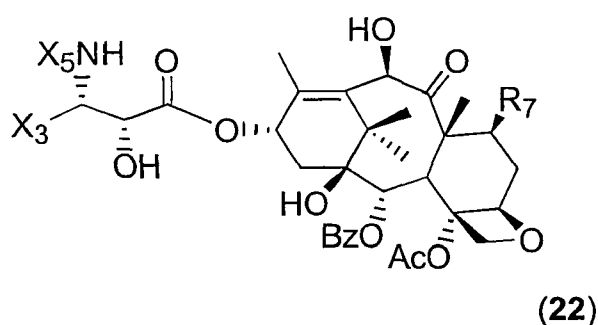
Compound	X ₅	X ₃	R ₇
20 5522	ibueCO-	2-furyl	3,4-diFPhNHCOO-
6404	tAmOCO-	2-furyl	3,4-diFPhNHCOO-
5415	tBuOCO-	2-furyl	3,4-diFPhNHCOO-
5800	tC ₃ H ₅ CO-	2-furyl	3,4-diFPhNHCOO-
5575	ibueCO-	2-furyl	C ₃ H ₅ NHCOO-
25 5385	tbuOCO-	2-furyl	C ₃ H ₅ NHCOO-
5844	tC ₃ H ₅ CO-	2-furyl	C ₃ H ₅ NHCOO-

	5373	tBuOCO-	2-furyl	chexNHCOO-
	5895	tC ₃ H ₅ CO-	2-furyl	chexNHCOO-
	5588	ibueCO-	2-furyl	EtNHCOO-
	5393	tBuOCO-	2-furyl	EtNHCOO-
5	6696	tBuOCO-	2-furyl	EtNHCOO-
	5822	tC ₃ H ₅ CO-	2-furyl	EtNHCOO-
	5565	ibueCO-	2-furyl	mnipNHCOO-
	6476	tAmOCO-	2-furyl	mnipNHCOO-
	5400	tBuOCO-	2-furyl	mnipNHCOO-
10	5747	tC ₃ H ₅ CO-	2-furyl	mnipNHCOO-
	5535	ibueCO-	2-furyl	PhNHCOO-
	6399	tAmOCO-	2-furyl	PhNHCOO-
	5757	tC ₃ H ₅ CO-	2-furyl	PhNHCOO-
	5665	tBuOCO-	2-furyl	PrNHCOO-
15	5454	tBuOCO-	2-furyl	tBuNHCOO-

Example 33: Taxanes having C7-Carbamoyloxy and C-10 Hydroxy Substituents

Following the processes described in Example 31 and elsewhere herein, the following specific taxanes having structural formula (22) and the combinations of substituents identified in the following table may be prepared, wherein R₇ is as previously defined, including wherein R₇ is R_{7a}R_{7b}NCOO- and (a) R_{7a} and R_{7b} are each hydrogen, (b) one of R_{7a} and R_{7b} is hydrogen and the other is (i) substituted or unsubstituted C₁ to C₈ alkyl such as methyl, ethyl, or straight, branched or cyclic propyl, butyl, pentyl, or hexyl; (ii) substituted or unsubstituted C₃ to C₈ alkenyl such as ethenyl or straight, branched or cyclic propenyl, butenyl, pentenyl or hexenyl; (iii) substituted or unsubstituted C₃ to C₈ alkynyl such as ethynyl or straight or branched propynyl, butynyl, pentynyl, or hexynyl; (iv) substituted or unsubstituted phenyl, or (v) substituted or unsubstituted heteroaromatic such as furyl, thienyl, or pyridyl, or (c) R_{7a} and R_{7b} are independently (i) substituted or unsubstituted C₁ to C₈ alkyl such as methyl, ethyl, or straight, branched or cyclic propyl, butyl, pentyl, or hexyl; (ii) substituted or unsubstituted C₂ to C₈ alkenyl such as ethenyl or straight, branched or cyclic propenyl, butenyl, pentenyl or

- hexenyl; (iii) substituted or unsubstituted C_2 to C_8 alkynyl such as ethynyl or straight or branched propynyl, butynyl, pentynyl, or hexynyl; (iv) substituted or unsubstituted phenyl, or (v) substituted or unsubstituted heteroaromatic such as furyl, thienyl, or pyridyl. The substituents may be those identified elsewhere
- 5 herein for substituted hydrocarbonyl. For example, R_7 may be $R_{7a}R_{7b}NCOO-$ wherein one of R_{7a} and R_{7b} is hydrogen and the other is methyl, ethyl, or straight, branched or cyclic propyl.



	X_5	X_3	R_7
10	tBuOCO-	2-furyl	$R_{7a}R_{7b}NCOO-$
	tBuOCO-	3-furyl	$R_{7a}R_{7b}NCOO-$
	tBuOCO-	2-thienyl	$R_{7a}R_{7b}NCOO-$
	tBuOCO-	3-thienyl	$R_{7a}R_{7b}NCOO-$
	tBuOCO-	2-pyridyl	$R_{7a}R_{7b}NCOO-$
15	tBuOCO-	3-pyridyl	$R_{7a}R_{7b}NCOO-$
	tBuOCO-	4-pyridyl	$R_{7a}R_{7b}NCOO-$
	tBuOCO-	isobutenyl	$R_{7a}R_{7b}NCOO-$
	tBuOCO-	isopropyl	$R_{7a}R_{7b}NCOO-$
	tBuOCO-	cyclopropyl	$R_{7a}R_{7b}NCOO-$
20	tBuOCO-	cyclobutyl	$R_{7a}R_{7b}NCOO-$
	tBuOCO-	cyclopentyl	$R_{7a}R_{7b}NCOO-$
	tBuOCO-	phenyl	$R_{7a}R_{7b}NCOO-$
	benzoyl	2-furyl	$R_{7a}R_{7b}NCOO-$
	benzoyl	3-furyl	$R_{7a}R_{7b}NCOO-$
25	benzoyl	2-thienyl	$R_{7a}R_{7b}NCOO-$

5	benzoyl	3-thienyl	$R_{7a}R_{7b}NCOO-$
	benzoyl	2-pyridyl	$R_{7a}R_{7b}NCOO-$
	benzoyl	3-pyridyl	$R_{7a}R_{7b}NCOO-$
	benzoyl	4-pyridyl	$R_{7a}R_{7b}NCOO-$
	benzoyl	isobutenyl	$R_{7a}R_{7b}NCOO-$
10	benzoyl	isopropyl	$R_{7a}R_{7b}NCOO-$
	benzoyl	cyclopropyl	$R_{7a}R_{7b}NCOO-$
	benzoyl	cyclobutyl	$R_{7a}R_{7b}NCOO-$
	benzoyl	cyclopentyl	$R_{7a}R_{7b}NCOO-$
	benzoyl	phenyl	$R_{7a}R_{7b}NCOO-$
15	2-FuCO-	2-furyl	$R_{7a}R_{7b}NCOO-$
	2-FuCO-	3-furyl	$R_{7a}R_{7b}NCOO-$
	2-FuCO-	2-thienyl	$R_{7a}R_{7b}NCOO-$
	2-FuCO-	3-thienyl	$R_{7a}R_{7b}NCOO-$
	2-FuCO-	2-pyridyl	$R_{7a}R_{7b}NCOO-$
20	2-FuCO-	3-pyridyl	$R_{7a}R_{7b}NCOO-$
	2-FuCO-	4-pyridyl	$R_{7a}R_{7b}NCOO-$
	2-FuCO-	isobutenyl	$R_{7a}R_{7b}NCOO-$
	2-FuCO-	isopropyl	$R_{7a}R_{7b}NCOO-$
	2-FuCO-	cyclopropyl	$R_{7a}R_{7b}NCOO-$
25	2-FuCO-	cyclobutyl	$R_{7a}R_{7b}NCOO-$
	2-FuCO-	cyclopentyl	$R_{7a}R_{7b}NCOO-$
	2-FuCO-	phenyl	$R_{7a}R_{7b}NCOO-$
	2-ThCO-	2-furyl	$R_{7a}R_{7b}NCOO-$
	2-ThCO-	3-furyl	$R_{7a}R_{7b}NCOO-$
30	2-ThCO-	2-thienyl	$R_{7a}R_{7b}NCOO-$
	2-ThCO-	3-thienyl	$R_{7a}R_{7b}NCOO-$
	2-ThCO-	2-pyridyl	$R_{7a}R_{7b}NCOO-$
	2-ThCO-	3-pyridyl	$R_{7a}R_{7b}NCOO-$
	2-ThCO-	4-pyridyl	$R_{7a}R_{7b}NCOO-$
	2-ThCO-	isobutenyl	$R_{7a}R_{7b}NCOO-$

5	2-ThCO-	isopropyl	$R_{7a}R_{7b}NCOO-$
	2-ThCO-	cyclopropyl	$R_{7a}R_{7b}NCOO-$
	2-ThCO-	cyclobutyl	$R_{7a}R_{7b}NCOO-$
	2-ThCO-	cyclopentyl	$R_{7a}R_{7b}NCOO-$
	2-ThCO-	phenyl	$R_{7a}R_{7b}NCOO-$
10	2-PyCO-	2-furyl	$R_{7a}R_{7b}NCOO-$
	2-PyCO-	3-furyl	$R_{7a}R_{7b}NCOO-$
	2-PyCO-	2-thienyl	$R_{7a}R_{7b}NCOO-$
	2-PyCO-	3-thienyl	$R_{7a}R_{7b}NCOO-$
	2-PyCO-	2-pyridyl	$R_{7a}R_{7b}NCOO-$
15	2-PyCO-	3-pyridyl	$R_{7a}R_{7b}NCOO-$
	2-PyCO-	4-pyridyl	$R_{7a}R_{7b}NCOO-$
	2-PyCO-	isobutenyl	$R_{7a}R_{7b}NCOO-$
	2-PyCO-	isopropyl	$R_{7a}R_{7b}NCOO-$
	2-PyCO-	cyclopropyl	$R_{7a}R_{7b}NCOO-$
20	2-PyCO-	cyclobutyl	$R_{7a}R_{7b}NCOO-$
	2-PyCO-	cyclopentyl	$R_{7a}R_{7b}NCOO-$
	2-PyCO-	phenyl	$R_{7a}R_{7b}NCOO-$
	3-PyCO-	2-furyl	$R_{7a}R_{7b}NCOO-$
	3-PyCO-	3-furyl	$R_{7a}R_{7b}NCOO-$
25	3-PyCO-	2-thienyl	$R_{7a}R_{7b}NCOO-$
	3-PyCO-	3-thienyl	$R_{7a}R_{7b}NCOO-$
	3-PyCO-	2-pyridyl	$R_{7a}R_{7b}NCOO-$
	3-PyCO-	3-pyridyl	$R_{7a}R_{7b}NCOO-$
	3-PyCO-	4-pyridyl	$R_{7a}R_{7b}NCOO-$
30	3-PyCO-	isobutenyl	$R_{7a}R_{7b}NCOO-$
	3-PyCO-	isopropyl	$R_{7a}R_{7b}NCOO-$
	3-PyCO-	cyclopropyl	$R_{7a}R_{7b}NCOO-$
	3-PyCO-	cyclobutyl	$R_{7a}R_{7b}NCOO-$
	3-PyCO-	cyclopentyl	$R_{7a}R_{7b}NCOO-$
	3-PyCO-	phenyl	$R_{7a}R_{7b}NCOO-$

5	4-PyCO-	2-furyl	$R_{7a}R_{7b}NCOO-$
	4-PyCO-	3-furyl	$R_{7a}R_{7b}NCOO-$
	4-PyCO-	2-thienyl	$R_{7a}R_{7b}NCOO-$
	4-PyCO-	3-thienyl	$R_{7a}R_{7b}NCOO-$
	4-PyCO-	2-pyridyl	$R_{7a}R_{7b}NCOO-$
	4-PyCO-	3-pyridyl	$R_{7a}R_{7b}NCOO-$
	4-PyCO-	4-pyridyl	$R_{7a}R_{7b}NCOO-$
	4-PyCO-	isobutenyl	$R_{7a}R_{7b}NCOO-$
10	4-PyCO-	isopropyl	$R_{7a}R_{7b}NCOO-$
	4-PyCO-	cyclopropyl	$R_{7a}R_{7b}NCOO-$
	4-PyCO-	cyclobutyl	$R_{7a}R_{7b}NCOO-$
	4-PyCO-	cyclopentyl	$R_{7a}R_{7b}NCOO-$
15	4-PyCO-	phenyl	$R_{7a}R_{7b}NCOO-$
	C_4H_7CO-	2-furyl	$R_{7a}R_{7b}NCOO-$
	C_4H_7CO-	3-furyl	$R_{7a}R_{7b}NCOO-$
	C_4H_7CO-	2-thienyl	$R_{7a}R_{7b}NCOO-$
	C_4H_7CO-	3-thienyl	$R_{7a}R_{7b}NCOO-$
	C_4H_7CO-	2-pyridyl	$R_{7a}R_{7b}NCOO-$
	C_4H_7CO-	3-pyridyl	$R_{7a}R_{7b}NCOO-$
	C_4H_7CO-	4-pyridyl	$R_{7a}R_{7b}NCOO-$
20	C_4H_7CO-	isobutenyl	$R_{7a}R_{7b}NCOO-$
	C_4H_7CO-	isopropyl	$R_{7a}R_{7b}NCOO-$
	C_4H_7CO-	cyclopropyl	$R_{7a}R_{7b}NCOO-$
	C_4H_7CO-	cyclobutyl	$R_{7a}R_{7b}NCOO-$
25	C_4H_7CO-	cyclopentyl	$R_{7a}R_{7b}NCOO-$
	C_4H_7CO-	phenyl	$R_{7a}R_{7b}NCOO-$
	EtOCO-	2-furyl	$R_{7a}R_{7b}NCOO-$
	EtOCO-	3-furyl	$R_{7a}R_{7b}NCOO-$
30	EtOCO-	2-thienyl	$R_{7a}R_{7b}NCOO-$
	EtOCO-	3-thienyl	$R_{7a}R_{7b}NCOO-$
	EtOCO-	2-pyridyl	$R_{7a}R_{7b}NCOO-$
	EtOCO-		

5	EtOCO-	3-pyridyl	$R_{7a}R_{7b}NCOO-$
	EtOCO-	4-pyridyl	$R_{7a}R_{7b}NCOO-$
	EtOCO-	isobutenyl	$R_{7a}R_{7b}NCOO-$
	EtOCO-	isopropyl	$R_{7a}R_{7b}NCOO-$
	EtOCO-	cyclopropyl	$R_{7a}R_{7b}NCOO-$
10	EtOCO-	cyclobutyl	$R_{7a}R_{7b}NCOO-$
	EtOCO-	cyclopentyl	$R_{7a}R_{7b}NCOO-$
	EtOCO-	phenyl	$R_{7a}R_{7b}NCOO-$
	ibueCO-	2-furyl	$R_{7a}R_{7b}NCOO-$
	ibueCO-	3-furyl	$R_{7a}R_{7b}NCOO-$
15	ibueCO-	2-thienyl	$R_{7a}R_{7b}NCOO-$
	ibueCO-	3-thienyl	$R_{7a}R_{7b}NCOO-$
	ibueCO-	2-pyridyl	$R_{7a}R_{7b}NCOO-$
	ibueCO-	3-pyridyl	$R_{7a}R_{7b}NCOO-$
	ibueCO-	4-pyridyl	$R_{7a}R_{7b}NCOO-$
20	ibueCO-	isobutenyl	$R_{7a}R_{7b}NCOO-$
	ibueCO-	isopropyl	$R_{7a}R_{7b}NCOO-$
	ibueCO-	cyclopropyl	$R_{7a}R_{7b}NCOO-$
	ibueCO-	cyclobutyl	$R_{7a}R_{7b}NCOO-$
	ibueCO-	cyclopentyl	$R_{7a}R_{7b}NCOO-$
25	ibueCO-	phenyl	$R_{7a}R_{7b}NCOO-$
	iBuCO-	2-furyl	$R_{7a}R_{7b}NCOO-$
	iBuCO-	3-furyl	$R_{7a}R_{7b}NCOO-$
	iBuCO-	2-thienyl	$R_{7a}R_{7b}NCOO-$
	iBuCO-	3-thienyl	$R_{7a}R_{7b}NCOO-$
30	iBuCO-	2-pyridyl	$R_{7a}R_{7b}NCOO-$
	iBuCO-	3-pyridyl	$R_{7a}R_{7b}NCOO-$
	iBuCO-	4-pyridyl	$R_{7a}R_{7b}NCOO-$
	iBuCO-	isobutenyl	$R_{7a}R_{7b}NCOO-$
	iBuCO-	isopropyl	$R_{7a}R_{7b}NCOO-$
	iBuCO-	cyclopropyl	$R_{7a}R_{7b}NCOO-$

5	iBuCO-	cyclobutyl	$R_{7a}R_{7b}NCOO-$
	iBuCO-	cyclopentyl	$R_{7a}R_{7b}NCOO-$
	iBuCO-	phenyl	$R_{7a}R_{7b}NCOO-$
	iBuOCO-	2-furyl	$R_{7a}R_{7b}NCOO-$
	iBuOCO-	3-furyl	$R_{7a}R_{7b}NCOO-$
	iBuOCO-	2-thienyl	$R_{7a}R_{7b}NCOO-$
	iBuOCO-	3-thienyl	$R_{7a}R_{7b}NCOO-$
	iBuOCO-	2-pyridyl	$R_{7a}R_{7b}NCOO-$
	iBuOCO-	3-pyridyl	$R_{7a}R_{7b}NCOO-$
	iBuOCO-	4-pyridyl	$R_{7a}R_{7b}NCOO-$
10	iBuOCO-	isobutenyl	$R_{7a}R_{7b}NCOO-$
	iBuOCO-	isopropyl	$R_{7a}R_{7b}NCOO-$
	iBuOCO-	cyclopropyl	$R_{7a}R_{7b}NCOO-$
	iBuOCO-	cyclobutyl	$R_{7a}R_{7b}NCOO-$
	iBuOCO-	cyclopentyl	$R_{7a}R_{7b}NCOO-$
	iBuOCO-	phenyl	$R_{7a}R_{7b}NCOO-$
	iPrOCO-	2-furyl	$R_{7a}R_{7b}NCOO-$
	iPrOCO-	3-furyl	$R_{7a}R_{7b}NCOO-$
	iPrOCO-	2-thienyl	$R_{7a}R_{7b}NCOO-$
	iPrOCO-	3-thienyl	$R_{7a}R_{7b}NCOO-$
20	iPrOCO-	2-pyridyl	$R_{7a}R_{7b}NCOO-$
	iPrOCO-	3-pyridyl	$R_{7a}R_{7b}NCOO-$
	iPrOCO-	4-pyridyl	$R_{7a}R_{7b}NCOO-$
	iPrOCO-	isobutenyl	$R_{7a}R_{7b}NCOO-$
	iPrOCO-	isopropyl	$R_{7a}R_{7b}NCOO-$
	iPrOCO-	cyclopropyl	$R_{7a}R_{7b}NCOO-$
	iPrOCO-	cyclobutyl	$R_{7a}R_{7b}NCOO-$
	iPrOCO-	cyclopentyl	$R_{7a}R_{7b}NCOO-$
	iPrOCO-	phenyl	$R_{7a}R_{7b}NCOO-$
	nPrOCO-	2-furyl	$R_{7a}R_{7b}NCOO-$
30	nPrOCO-	3-furyl	$R_{7a}R_{7b}NCOO-$

5	nPrOCO-	2-thienyl	$R_{7a}R_{7b}NCOO-$
	nPrOCO-	3-thienyl	$R_{7a}R_{7b}NCOO-$
	nPrOCO-	2-pyridyl	$R_{7a}R_{7b}NCOO-$
	nPrOCO-	3-pyridyl	$R_{7a}R_{7b}NCOO-$
	nPrOCO-	4-pyridyl	$R_{7a}R_{7b}NCOO-$
10	nPrOCO-	isobutenyl	$R_{7a}R_{7b}NCOO-$
	nPrOCO-	isopropyl	$R_{7a}R_{7b}NCOO-$
	nPrOCO-	cyclopropyl	$R_{7a}R_{7b}NCOO-$
	nPrOCO-	cyclobutyl	$R_{7a}R_{7b}NCOO-$
	nPrOCO-	cyclopentyl	$R_{7a}R_{7b}NCOO-$
15	nPrOCO-	phenyl	$R_{7a}R_{7b}NCOO-$
	nPrCO-	2-furyl	$R_{7a}R_{7b}NCOO-$
	nPrCO-	3-furyl	$R_{7a}R_{7b}NCOO-$
	nPrCO-	2-thienyl	$R_{7a}R_{7b}NCOO-$
	nPrCO-	3-thienyl	$R_{7a}R_{7b}NCOO-$
20	nPrCO-	2-pyridyl	$R_{7a}R_{7b}NCOO-$
	nPrCO-	3-pyridyl	$R_{7a}R_{7b}NCOO-$
	nPrCO-	4-pyridyl	$R_{7a}R_{7b}NCOO-$
	nPrCO-	isobutenyl	$R_{7a}R_{7b}NCOO-$
	nPrCO-	isopropyl	$R_{7a}R_{7b}NCOO-$
	nPrCO-	cyclopropyl	$R_{7a}R_{7b}NCOO-$
	nPrCO-	cyclobutyl	$R_{7a}R_{7b}NCOO-$
	nPrCO-	cyclopentyl	$R_{7a}R_{7b}NCOO-$
	nPrCO-	phenyl	$R_{7a}R_{7b}NCOO-$

25 Example 34: Taxanes having C7-Carbamoyloxy and C-10 Hydroxy Substituents

Following the processes described in Example 31 and elsewhere herein, the following specific taxanes having structural formula (23) may be prepared, wherein R_{10} is hydroxy and R_7 in each of the series (that is, each of series "A" through "K") is as previously defined, including wherein R_7 is $R_{7a}R_{7b}NCOO-$ and

30 one of R_{7a} and R_{7b} is hydrogen and the other is (i) substituted or unsubstituted C_1 to C_8 alkyl such as methyl, ethyl, or straight, branched or cyclic propyl, butyl,

pentyl, or hexyl; (ii) substituted or unsubstituted C₂ to C₈ alkenyl such as ethenyl or straight, branched or cyclic propenyl, butenyl, pentenyl or hexenyl; (iii) substituted or unsubstituted C₂ to C₈ alkynyl such as ethynyl or straight or branched propynyl, butynyl, pentynyl, or hexynyl; (iv) phenyl or substituted phenyl
5 such as nitro, alkoxy or halosubstituted phenyl, or (v) substituted or unsubstituted heteroaromatic such as furyl, thienyl, or pyridyl. The substituents may be those identified elsewhere herein for substituted hydrocarbonyl. In one embodiment, preferred R₇ substituents include R_{7a}R_{7b}NCOO- wherein one of R_{7a} and R_{7b} is hydrogen and the other is methyl, ethyl, or straight, branched or cyclic propyl. In
10 another embodiment, preferred R₇ substituents include R_{7a}R_{7b}NCOO- wherein one of R_{7a} and R_{7b} is hydrogen and the other is substituted methyl, ethyl, or straight, branched or cyclic propyl.

In the "A" series of compounds, X₁₀ is as otherwise as defined herein. Preferably, heterocyclo is substituted or unsubstituted furyl, thienyl, or pyridyl, X₁₀
15 is substituted or unsubstituted furyl, thienyl, pyridyl, phenyl, or lower alkyl (e.g., tert-butyl), and R₇ and R₁₀ each have the beta stereochemical configuration.

In the "B" series of compounds, X₁₀ and R_{2a} are as otherwise as defined herein. Preferably, heterocyclo is preferably substituted or unsubstituted furyl, thienyl, or pyridyl, X₁₀ is preferably substituted or unsubstituted furyl, thienyl,
20 pyridyl, phenyl, or lower alkyl (e.g., tert-butyl), R_{2a} is preferably substituted or unsubstituted furyl, thienyl, pyridyl, phenyl, or lower alkyl, and R₇ and R₁₀ each have the beta stereochemical configuration.

In the "C" series of compounds, X₁₀ and R_{9a} are as otherwise as defined herein. Preferably, heterocyclo is preferably substituted or unsubstituted furyl, thienyl, or pyridyl, X₁₀ is preferably substituted or unsubstituted furyl, thienyl,
25 pyridyl, phenyl, or lower alkyl (e.g., tert-butyl), R_{9a} is preferably substituted or unsubstituted furyl, thienyl, pyridyl, phenyl, or lower alkyl, and R₇, R₉ and R₁₀ each have the beta stereochemical configuration.

In the "D" and "E" series of compounds, X₁₀ is as otherwise as defined herein. Preferably, heterocyclo is preferably substituted or unsubstituted furyl, thienyl, or pyridyl, X₁₀ is preferably substituted or unsubstituted furyl, thienyl,
30 pyridyl, phenyl, or lower alkyl (e.g., tert-butyl), and R₇, R₉ (series D only) and R₁₀ each have the beta stereochemical configuration.

In the "F" series of compounds, X₁₀, R_{2a} and R_{9a} are as otherwise as defined herein. Preferably, heterocyclo is preferably substituted or unsubstituted furyl, thienyl, or pyridyl, X₁₀ is preferably substituted or unsubstituted furyl, thienyl,
35 defined herein.

pyridyl, phenyl, or lower alkyl (e.g., tert-butyl), R_{2a} is preferably substituted or unsubstituted furyl, thienyl, pyridyl, phenyl, or lower alkyl, and R_7 , R_9 and R_{10} each have the beta stereochemical configuration.

5 In the "G" series of compounds, X_{10} and R_{2a} are as otherwise as defined herein. Preferably, heterocyclo is preferably substituted or unsubstituted furyl, thienyl, or pyridyl, X_{10} is preferably substituted or unsubstituted furyl, thienyl, pyridyl, phenyl, or lower alkyl (e.g., tert-butyl), R_{2a} is preferably substituted or unsubstituted furyl, thienyl, pyridyl, phenyl, or lower alkyl, and R_7 , R_9 and R_{10} each have the beta stereochemical configuration.

10 In the "H" series of compounds, X_{10} is as otherwise as defined herein. Preferably, heterocyclo is preferably substituted or unsubstituted furyl, thienyl, or pyridyl, X_{10} is preferably substituted or unsubstituted furyl, thienyl, pyridyl, phenyl, or lower alkyl (e.g., tert-butyl), R_{2a} is preferably substituted or unsubstituted furyl, thienyl, pyridyl, phenyl, or lower alkyl, and R_7 and R_{10} each have the beta
15 stereochemical configuration.

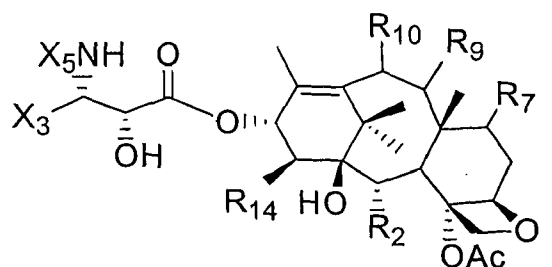
In the "I" series of compounds, X_{10} and R_{2a} are as otherwise as defined herein. Preferably, heterocyclo is preferably substituted or unsubstituted furyl, thienyl, or pyridyl, X_{10} is preferably substituted or unsubstituted furyl, thienyl, pyridyl, phenyl, or lower alkyl (e.g., tert-butyl), R_{2a} is preferably substituted or
20 unsubstituted furyl, thienyl, pyridyl, phenyl, or lower alkyl, and R_7 and R_{10} each have the beta stereochemical configuration.

In the "J" series of compounds, X_{10} and R_{2a} are as otherwise as defined herein. Preferably, heterocyclo is preferably substituted or unsubstituted furyl, thienyl, or pyridyl, X_{10} is preferably substituted or unsubstituted furyl, thienyl,
25 pyridyl, phenyl, or lower alkyl (e.g., tert-butyl), R_{2a} is preferably substituted or unsubstituted furyl, thienyl, pyridyl, phenyl, or lower alkyl, and R_7 , R_9 and R_{10} each have the beta stereochemical configuration.

In the "K" series of compounds, X_{10} , R_{2a} and R_{9a} are as otherwise as defined herein. Preferably, heterocyclo is preferably substituted or unsubstituted
30 furyl, thienyl, or pyridyl, X_{10} is preferably substituted or unsubstituted furyl, thienyl, pyridyl, phenyl, or lower alkyl (e.g., tert-butyl), R_{2a} is preferably substituted or unsubstituted furyl, thienyl, pyridyl, phenyl, or lower alkyl, and R_7 , R_9 and R_{10} each have the beta stereochemical configuration.

Any substituents of each X_3 , X_5 , R_2 , R_7 , and R_9 may be hydrocarbonyl or any
35 of the heteroatom containing substituents selected from the group consisting of heterocyclo, alkoxy, alkenoxy, alkynoxy, aryloxy, hydroxy, protected hydroxy,

keto, acyloxy, nitro, amino, amido, thiol, ketal, acetal, ester and ether moieties, but not phosphorous containing moieties.



(23)

5

10

15

Series	X ₅	X ₃	R ₇	R ₂	R ₉	R ₁₄
A1	-COOX ₁₀	heterocyclo	R _{7a} R _{7b} NCOO-	C ₆ H ₅ COO-	O	H
A2	-COX ₁₀	heterocyclo	R _{7a} R _{7b} NCOO-	C ₆ H ₅ COO-	O	H
A3	-CONHX ₁₀	heterocyclo	R _{7a} R _{7b} NCOO-	C ₆ H ₅ COO-	O	H
A4	-COOX ₁₀	optionally substituted C ₂ to C ₈ alkyl	R _{7a} R _{7b} NCOO-	C ₆ H ₅ COO-	O	H
A5	-COX ₁₀	optionally substituted C ₂ to C ₈ alkyl	R _{7a} R _{7b} NCOO-	C ₆ H ₅ COO-	O	H
A6	-CONHX ₁₀	optionally substituted C ₂ to C ₈ alkyl	R _{7a} R _{7b} NCOO-	C ₆ H ₅ COO-	O	H
A7	-COOX ₁₀	optionally substituted C ₂ to C ₈ alkenyl	R _{7a} R _{7b} NCOO-	C ₆ H ₅ COO-	O	H
A8	-COX ₁₀	optionally substituted C ₂ to C ₈ alkenyl	R _{7a} R _{7b} NCOO-	C ₆ H ₅ COO-	O	H
A9	-CONHX ₁₀	optionally substituted C ₂ to C ₈ alkenyl	R _{7a} R _{7b} NCOO-	C ₆ H ₅ COO-	O	H
A10	-COOX ₁₀	optionally substituted C ₂ to C ₈ alkynyl	R _{7a} R _{7b} NCOO-	C ₆ H ₅ COO-	O	H

5	A11	-COX ₁₀	optionally substituted C ₂ to C ₈ alkynyl	R _{7a} R _{7b} NCOO-	C ₆ H ₅ COO-	O	H
	A12	-CONHX ₁₀	optionally substituted C ₂ to C ₈ alkynyl	R _{7a} R _{7b} NCOO-	C ₆ H ₅ COO-	O	H
	B1	-COOX ₁₀	heterocyclo	R _{7a} R _{7b} NCOO-	R _{2a} COO-	O	H
	B2	-COX ₁₀	heterocyclo	R _{7a} R _{7b} NCOO-	R _{2a} COO-	O	H
	B3	-CONHX ₁₀	heterocyclo	R _{7a} R _{7b} NCOO-	R _{2a} COO-	O	H
	B4	-COOX ₁₀	optionally substituted C ₂ to C ₈ alkyl	R _{7a} R _{7b} NCOO-	R _{2a} COO-	O	H
	B5	-COX ₁₀	optionally substituted C ₂ to C ₈ alkyl	R _{7a} R _{7b} NCOO-	R _{2a} COO-	O	H
	B6	-CONHX ₁₀	optionally substituted C ₂ to C ₈ alkyl	R _{7a} R _{7b} NCOO-	R _{2a} COO-	O	H
	B7	-COOX ₁₀	optionally substituted C ₂ to C ₈ alkenyl	R _{7a} R _{7b} NCOO-	R _{2a} COO-	O	H
	B8	-COX ₁₀	optionally substituted C ₂ to C ₈ alkenyl	R _{7a} R _{7b} NCOO-	R _{2a} COO-	O	H
	B9	-CONHX ₁₀	optionally substituted C ₂ to C ₈ alkenyl	R _{7a} R _{7b} NCOO-	R _{2a} COO-	O	H
	B10	-COOX ₁₀	optionally substituted C ₂ to C ₈ alkynyl	R _{7a} R _{7b} NCOO-	R _{2a} COO-	O	H
10	B11	-COX ₁₀	optionally substituted C ₂ to C ₈ alkynyl	R _{7a} R _{7b} NCOO-	R _{2a} COO-	O	H
	B12	-CONHX ₁₀	optionally substituted C ₂ to C ₈ alkynyl	R _{7a} R _{7b} NCOO-	R _{2a} COO-	O	H
	C1	-COOX ₁₀	heterocyclo	R _{7a} R _{7b} NCOO-	C ₆ H ₅ COO-	R _{9a} COO-	H
	C2	-COX ₁₀	heterocyclo	R _{7a} R _{7b} NCOO-	C ₆ H ₅ COO-	R _{9a} COO-	H
	C3	-CONHX ₁₀	heterocyclo	R _{7a} R _{7b} NCOO-	C ₆ H ₅ COO-	R _{9a} COO-	H

5	C4	-COOX ₁₀	optionally substituted C ₂ to C ₈ alkyl	R _{7a} R _{7b} NCOO-	C ₆ H ₅ COO-	R _{9a} COO-	H
	C5	-COX ₁₀	optionally substituted C ₂ to C ₈ alkyl	R _{7a} R _{7b} NCOO-	C ₆ H ₅ COO-	R _{9a} COO-	H
	C6	-CONHX ₁₀	optionally substituted C ₂ to C ₈ alkyl	R _{7a} R _{7b} NCOO-	C ₆ H ₅ COO-	R _{9a} COO-	H
	C7	-COOX ₁₀	optionally substituted C ₂ to C ₈ alkenyl	R _{7a} R _{7b} NCOO-	C ₆ H ₅ COO-	R _{9a} COO-	H
	C8	-COX ₁₀	optionally substituted C ₂ to C ₈ alkenyl	R _{7a} R _{7b} NCOO-	C ₆ H ₅ COO-	R _{9a} COO-	H
	C9	-CONHX ₁₀	optionally substituted C ₂ to C ₈ alkenyl	R _{7a} R _{7b} NCOO-	C ₆ H ₅ COO-	R _{9a} COO-	H
	C10	-COOX ₁₀	optionally substituted C ₂ to C ₈ alkynyl	R _{7a} R _{7b} NCOO-	C ₆ H ₅ COO-	R _{9a} COO-	H
	C11	-COX ₁₀	optionally substituted C ₂ to C ₈ alkynyl	R _{7a} R _{7b} NCOO-	C ₆ H ₅ COO-	R _{9a} COO-	H
	C12	-CONHX ₁₀	optionally substituted C ₂ to C ₈ alkynyl	R _{7a} R _{7b} NCOO-	C ₆ H ₅ COO-	R _{9a} COO-	H
10	D1	-COOX ₁₀	heterocyclo	R _{7a} R _{7b} NCOO-	C ₆ H ₅ COO-	OH	H
	D2	-COX ₁₀	heterocyclo	R _{7a} R _{7b} NCOO-	C ₆ H ₅ COO-	OH	H
	D3	-CONHX ₁₀	heterocyclo	R _{7a} R _{7b} NCOO-	C ₆ H ₅ COO-	OH	H
	D4	-COOX ₁₀	optionally substituted C ₂ to C ₈ alkyl	R _{7a} R _{7b} NCOO-	C ₆ H ₅ COO-	OH	H
	D5	-COX ₁₀	optionally substituted C ₂ to C ₈ alkyl	R _{7a} R _{7b} NCOO-	C ₆ H ₅ COO-	OH	H
15	D6	-CONHX ₁₀	optionally substituted C ₂ to C ₈ alkyl	R _{7a} R _{7b} NCOO-	C ₆ H ₅ COO-	OH	H
	D7	-COOX ₁₀	optionally substituted C ₂ to C ₈ alkenyl	R _{7a} R _{7b} NCOO-	C ₆ H ₅ COO-	OH	H

5	D8	-COX ₁₀	optionally substituted C ₂ to C ₈ alkenyl	R _{7a} R _{7b} NCOO-	C ₆ H ₅ COO-	OH	H
	D9	-CONHX ₁₀	optionally substituted C ₂ to C ₈ alkenyl	R _{7a} R _{7b} NCOO-	C ₆ H ₅ COO-	OH	H
	D10	-COOX ₁₀	optionally substituted C ₂ to C ₈ alkynyl	R _{7a} R _{7b} NCOO-	C ₆ H ₅ COO-	OH	H
	D11	-COX ₁₀	optionally substituted C ₂ to C ₈ alkynyl	R _{7a} R _{7b} NCOO-	C ₆ H ₅ COO-	OH	H
	D12	-CONHX ₁₀	optionally substituted C ₂ to C ₈ alkynyl	R _{7a} R _{7b} NCOO-	C ₆ H ₅ COO-	OH	H
10	E1	-COOX ₁₀	heterocyclo	R _{7a} R _{7b} NCOO-	C ₆ H ₅ COO-	O	OH
	E2	-COX ₁₀	heterocyclo	R _{7a} R _{7b} NCOO-	C ₆ H ₅ COO-	O	OH
	E3	-CONHX ₁₀	heterocyclo	R _{7a} R _{7b} NCOO-	C ₆ H ₅ COO-	O	OH
	E4	-COOX ₁₀	optionally substituted C ₂ to C ₈ alkyl	R _{7a} R _{7b} NCOO-	C ₆ H ₅ COO-	O	OH
	E5	-COX ₁₀	optionally substituted C ₂ to C ₈ alkyl	R _{7a} R _{7b} NCOO-	C ₆ H ₅ COO-	O	OH
15	E6	-CONHX ₁₀	optionally substituted C ₂ to C ₈ alkyl	R _{7a} R _{7b} NCOO-	C ₆ H ₅ COO-	O	OH
	E7	-COOX ₁₀	optionally substituted C ₂ to C ₈ alkenyl	R _{7a} R _{7b} NCOO-	C ₆ H ₅ COO-	O	OH
	E8	-COX ₁₀	optionally substituted C ₂ to C ₈ alkenyl	R _{7a} R _{7b} NCOO-	C ₆ H ₅ COO-	O	OH
	E9	-CONHX ₁₀	optionally substituted C ₂ to C ₈ alkenyl	R _{7a} R _{7b} NCOO-	C ₆ H ₅ COO-	O	OH
	E10	-COOX ₁₀	optionally substituted C ₂ to C ₈ alkynyl	R _{7a} R _{7b} NCOO-	C ₆ H ₅ COO-	O	OH
	E11	-COX ₁₀	optionally substituted C ₂ to C ₈ alkynyl	R _{7a} R _{7b} NCOO-	C ₆ H ₅ COO-	O	OH

5	E12	-CONHX ₁₀	optionally substituted C ₂ to C ₈ alkynyl	R _{7a} R _{7b} NCOO-	C ₆ H ₅ COO-	O	OH
	F1	-COOX ₁₀	heterocyclo	R _{7a} R _{7b} NCOO-	R _{2a} COO-	R _{9a} COO-	H
	F2	-COX ₁₀	heterocyclo	R _{7a} R _{7b} NCOO-	R _{2a} COO-	R _{9a} COO-	H
	F3	-CONHX ₁₀	heterocyclo	R _{7a} R _{7b} NCOO-	R _{2a} COO-	R _{9a} COO-	H
	F4	-COOX ₁₀	optionally substituted C ₂ to C ₈ alkyl	R _{7a} R _{7b} NCOO-	R _{2a} COO-	R _{9a} COO-	H
	F5	-COX ₁₀	optionally substituted C ₂ to C ₈ alkyl	R _{7a} R _{7b} NCOO-	R _{2a} COO-	R _{9a} COO-	H
	F6	-CONHX ₁₀	optionally substituted C ₂ to C ₈ alkyl	R _{7a} R _{7b} NCOO-	R _{2a} COO-	R _{9a} COO-	H
	F7	-COOX ₁₀	optionally substituted C ₂ to C ₈ alkenyl	R _{7a} R _{7b} NCOO-	R _{2a} COO-	R _{9a} COO-	H
	F8	-COX ₁₀	optionally substituted C ₂ to C ₈ alkenyl	R _{7a} R _{7b} NCOO-	R _{2a} COO-	R _{9a} COO-	H
	F9	-CONHX ₁₀	optionally substituted C ₂ to C ₈ alkenyl	R _{7a} R _{7b} NCOO-	R _{2a} COO-	R _{9a} COO-	H
	F10	-COOX ₁₀	optionally substituted C ₂ to C ₈ alkynyl	R _{7a} R _{7b} NCOO-	R _{2a} COO-	R _{9a} COO-	H
	F11	-COX ₁₀	optionally substituted C ₂ to C ₈ alkynyl	R _{7a} R _{7b} NCOO-	R _{2a} COO-	R _{9a} COO-	H
10	F12	-CONHX ₁₀	optionally substituted C ₂ to C ₈ alkynyl	R _{7a} R _{7b} NCOO-	R _{2a} COO-	R _{9a} COO-	H
	G1	-COOX ₁₀	heterocyclo	R _{7a} R _{7b} NCOO-	R _{2a} COO-	OH	H
	G2	-COX ₁₀	heterocyclo	R _{7a} R _{7b} NCOO-	R _{2a} COO-	OH	H
	G3	-CONHX ₁₀	heterocyclo	R _{7a} R _{7b} NCOO-	R _{2a} COO-	OH	H
15	G4	-COOX ₁₀	optionally substituted C ₂ to C ₈ alkyl	R _{7a} R _{7b} NCOO-	R _{2a} COO-	OH	H

5	G5	-COX ₁₀	optionally substituted C ₂ to C ₈ alkyl	R _{7a} R _{7b} NCOO-	R _{2a} COO-	OH	H
	G6	-CONHX ₁₀	optionally substituted C ₂ to C ₈ alkyl	R _{7a} R _{7b} NCOO-	R _{2a} COO-	OH	H
	G7	-COOX ₁₀	optionally substituted C ₂ to C ₈ alkenyl	R _{7a} R _{7b} NCOO-	R _{2a} COO-	OH	H
	G8	-COX ₁₀	optionally substituted C ₂ to C ₈ alkenyl	R _{7a} R _{7b} NCOO-	R _{2a} COO-	OH	H
	G9	-CONHX ₁₀	optionally substituted C ₂ to C ₈ alkenyl	R _{7a} R _{7b} NCOO-	R _{2a} COO-	OH	H
10	G10	-COOX ₁₀	optionally substituted C ₂ to C ₈ alkynyl	R _{7a} R _{7b} NCOO-	R _{2a} COO-	OH	H
	G11	-COX ₁₀	optionally substituted C ₂ to C ₈ alkynyl	R _{7a} R _{7b} NCOO-	R _{2a} COO-	OH	H
	G12	-CONHX ₁₀	optionally substituted C ₂ to C ₈ alkynyl	R _{7a} R _{7b} NCOO-	R _{2a} COO-	OH	H
	H1	-COOX ₁₀	heterocyclo	R _{7a} R _{7b} NCOO-	C ₆ H ₅ COO-	OH	OH
	H2	-COX ₁₀	heterocyclo	R _{7a} R _{7b} NCOO-	C ₆ H ₅ COO-	OH	OH
15	H3	-CONHX ₁₀	heterocyclo	R _{7a} R _{7b} NCOO-	C ₆ H ₅ COO-	OH	OH
	H4	-COOX ₁₀	optionally substituted C ₂ to C ₈ alkyl	R _{7a} R _{7b} NCOO-	C ₆ H ₅ COO-	OH	OH
	H5	-COX ₁₀	optionally substituted C ₂ to C ₈ alkyl	R _{7a} R _{7b} NCOO-	C ₆ H ₅ COO-	OH	OH
	H6	-CONHX ₁₀	optionally substituted C ₂ to C ₈ alkyl	R _{7a} R _{7b} NCOO-	C ₆ H ₅ COO-	OH	OH
	H7	-COOX ₁₀	optionally substituted C ₂ to C ₈ alkenyl	R _{7a} R _{7b} NCOO-	C ₆ H ₅ COO-	OH	OH
	H8	-COX ₁₀	optionally substituted C ₂ to C ₈ alkenyl	R _{7a} R _{7b} NCOO-	C ₆ H ₅ COO-	OH	OH

	H9	-CONHX ₁₀	optionally substituted C ₂ to C ₈ alkenyl	R _{7a} R _{7b} NCOO-	C ₆ H ₅ COO-	OH	OH
	H10	-COOX ₁₀	optionally substituted C ₂ to C ₈ alkynyl	R _{7a} R _{7b} NCOO-	C ₆ H ₅ COO-	OH	OH
	H11	-COX ₁₀	optionally substituted C ₂ to C ₈ alkynyl	R _{7a} R _{7b} NCOO-	C ₆ H ₅ COO-	OH	OH
	H12	-CONHX ₁₀	optionally substituted C ₂ to C ₈ alkynyl	R _{7a} R _{7b} NCOO-	C ₆ H ₅ COO-	OH	OH
5	I1	-COOX ₁₀	heterocyclo	R _{7a} R _{7b} NCOO-	R _{2a} COO-	O	OH
	I2	-COX ₁₀	heterocyclo	R _{7a} R _{7b} NCOO-	R _{2a} COO-	O	OH
	I3	-CONHX ₁₀	heterocyclo	R _{7a} R _{7b} NCOO-	R _{2a} COO-	O	OH
	I4	-COOX ₁₀	optionally substituted C ₂ to C ₈ alkyl	R _{7a} R _{7b} NCOO-	R _{2a} COO-	O	OH
	I5	-COX ₁₀	optionally substituted C ₂ to C ₈ alkyl	R _{7a} R _{7b} NCOO-	R _{2a} COO-	O	OH
10	I6	-CONHX ₁₀	optionally substituted C ₂ to C ₈ alkyl	R _{7a} R _{7b} NCOO-	R _{2a} COO-	O	OH
	I7	-COOX ₁₀	optionally substituted C ₂ to C ₈ alkenyl	R _{7a} R _{7b} NCOO-	R _{2a} COO-	O	OH
	I8	-COX ₁₀	optionally substituted C ₂ to C ₈ alkenyl	R _{7a} R _{7b} NCOO-	R _{2a} COO-	O	OH
	I9	-CONHX ₁₀	optionally substituted C ₂ to C ₈ alkenyl	R _{7a} R _{7b} NCOO-	R _{2a} COO-	O	OH
	I10	-COOX ₁₀	optionally substituted C ₂ to C ₈ alkynyl	R _{7a} R _{7b} NCOO-	R _{2a} COO-	O	OH
15	I11	-COX ₁₀	optionally substituted C ₂ to C ₈ alkynyl	R _{7a} R _{7b} NCOO-	R _{2a} COO-	O	OH
	I12	-CONHX ₁₀	optionally substituted C ₂ to C ₈ alkynyl	R _{7a} R _{7b} NCOO-	R _{2a} COO-	O	OH

5	J1	-COOX ₁₀	heterocyclo	R _{7a} R _{7b} NCOO-	R _{2a} COO-	OH	OH
	J2	-COX ₁₀	heterocyclo	R _{7a} R _{7b} NCOO-	R _{2a} COO-	OH	OH
	J3	-CONHX ₁₀	heterocyclo	R _{7a} R _{7b} NCOO-	R _{2a} COO-	OH	OH
	J4	-COOX ₁₀	optionally substituted C ₂ to C ₈ alkyl	R _{7a} R _{7b} NCOO-	R _{2a} COO-	OH	OH
	J5	-COX ₁₀	optionally substituted C ₂ to C ₈ alkyl	R _{7a} R _{7b} NCOO-	R _{2a} COO-	OH	OH
10	J6	-CONHX ₁₀	optionally substituted C ₂ to C ₈ alkyl	R _{7a} R _{7b} NCOO-	R _{2a} COO-	OH	OH
	J7	-COOX ₁₀	optionally substituted C ₂ to C ₈ alkenyl	R _{7a} R _{7b} NCOO-	R _{2a} COO-	OH	OH
	J8	-COX ₁₀	optionally substituted C ₂ to C ₈ alkenyl	R _{7a} R _{7b} NCOO-	R _{2a} COO-	OH	OH
	J9	-CONHX ₁₀	optionally substituted C ₂ to C ₈ alkenyl	R _{7a} R _{7b} NCOO-	R _{2a} COO-	OH	OH
	J10	-COOX ₁₀	optionally substituted C ₂ to C ₈ alkynyl	R _{7a} R _{7b} NCOO-	R _{2a} COO-	OH	OH
15	J11	-COX ₁₀	optionally substituted C ₂ to C ₈ alkynyl	R _{7a} R _{7b} NCOO-	R _{2a} COO-	OH	OH
	J12	-CONHX ₁₀	optionally substituted C ₂ to C ₈ alkynyl	R _{7a} R _{7b} NCOO-	R _{2a} COO-	OH	OH
	K1	-COOX ₁₀	heterocyclo	R _{7a} R _{7b} NCOO-	R _{2a} COO-	R _{9a} COO-	OH
	K2	-COX ₁₀	heterocyclo	R _{7a} R _{7b} NCOO-	R _{2a} COO-	R _{9a} COO-	OH
	K3	-CONHX ₁₀	heterocyclo	R _{7a} R _{7b} NCOO-	R _{2a} COO-	R _{9a} COO-	OH
	K4	-COOX ₁₀	optionally substituted C ₂ to C ₈ alkyl	R _{7a} R _{7b} NCOO-	R _{2a} COO-	R _{9a} COO-	OH
	K5	-COX ₁₀	optionally substituted C ₂ to C ₈ alkyl	R _{7a} R _{7b} NCOO-	R _{2a} COO-	R _{9a} COO-	OH

5	K6	-CONHX ₁₀	optionally substituted C ₂ to C ₈ alkyl	R _{7a} R _{7b} NCOO-	R _{2a} COO-	R _{9a} COO-	OH
	K7	-COOX ₁₀	optionally substituted C ₂ to C ₈ alkenyl	R _{7a} R _{7b} NCOO-	R _{2a} COO-	R _{9a} COO-	OH
	K8	-COX ₁₀	optionally substituted C ₂ to C ₈ alkenyl	R _{7a} R _{7b} NCOO-	R _{2a} COO-	R _{9a} COO-	OH
	K9	-CONHX ₁₀	optionally substituted C ₂ to C ₈ alkenyl	R _{7a} R _{7b} NCOO-	R _{2a} COO-	R _{9a} COO-	OH
	K10	-COOX ₁₀	optionally substituted C ₂ to C ₈ alkynyl	R _{7a} R _{7b} NCOO-	R _{2a} COO-	R _{9a} COO-	OH
	K11	-COX ₁₀	optionally substituted C ₂ to C ₈ alkynyl	R _{7a} R _{7b} NCOO-	R _{2a} COO-	R _{9a} COO-	OH
	K12	-CONHX ₁₀	optionally substituted C ₂ to C ₈ alkynyl	R _{7a} R _{7b} NCOO-	R _{2a} COO-	R _{9a} COO-	OH

Example 35 : *In Vitro* cytotoxicity measured by the cell colony formation assay

Four hundred cells (HCT116) were plated in 60 mm Petri dishes containing 2.7 mL of medium (modified McCoy's 5a medium containing 10% fetal bovine serum and 100 units/mL penicillin and 100 g/mL streptomycin). The cells were incubated in a CO₂ incubator at 37 °C for 5 h for attachment to the bottom of Petri dishes. The compounds identified in Example 32 were made up fresh in medium at ten times the final concentration, and then 0.3 mL of this stock solution was added to the 2.7 mL of medium in the dish. The cells were then incubated with drugs for 72 h at 37 °C. At the end of incubation the drug-containing media were decanted, the dishes were rinsed with 4 mL of Hank's Balance Salt Solution (HBSS), 5 mL of fresh medium was added, and the dishes were returned to the incubator for colony formation. The cell colonies were counted using a colony counter after incubation for 7 days. Cell survival was calculated and the values of ID₅₀ (the drug concentration producing 50% inhibition of colony formation) were determined for each tested compound.

266

5

10

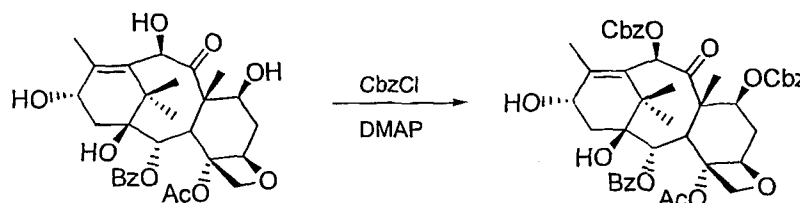
15

20

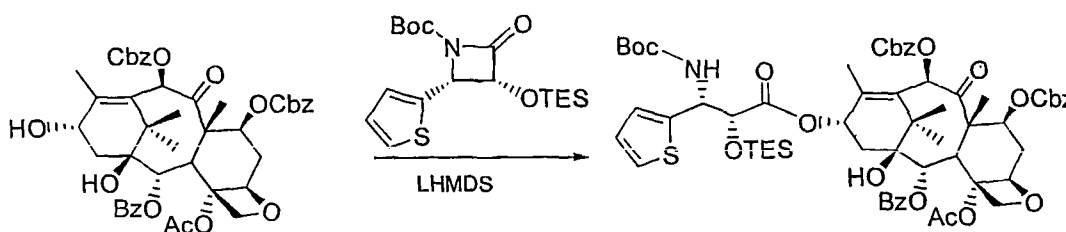
25

Compound	IN VITRO ID 50 (nm) HCT116
taxol	2.1
docetaxel	0.6
5522	<1
6404	<10
5415	<1
5800	<10
5575	<1
5385	<1
5844	<10
5373	<10
5895	<1
5588	<1
5393	<1
6696	<1
5822	<10
5565	<1
6476	<10
5400	<1
5747	<10
5535	<1
6399	<10
5757	<10
5665	>50
5454	<10

Example 36: Preparation of Taxane having C-10 Carbamoyloxy and C-7 Hydroxy Substituents




7,10-(bis)-carbobenzyloxy-10-deacetyl baccatin III. To a solution of 10-DAB (1.14 g, 2.11 mmol) in 20 mL of methylene chloride was added DMAP (6.20 g, 50.6 mmol) and benzyl chloroformate (1.8 mL, 12.7 mmol) slowly under a nitrogen atmosphere. The mixture was heated to 40-45 °C, kept at this temperature for 2 h, and an additional 1.8 mL (12.7 mmol) of benzyl chloroformate was added. Heating at 40-45 °C was continued for an additional 6 h, the mixture was diluted with 200 mL of CH₂Cl₂ and washed three times first with 1N HCl and then with saturated sodium bicarbonate solution. The combined washings were extracted three times with 30 mL of CH₂Cl₂, the organic layers were combined, washed with brine, dried over Na₂SO₄, and concentrated under reduced pressure. Chromatography of the residue on silica gel eluting with CH₂Cl₂/EtOAc gave 1.48 g (86%) of 7,10-(bis)-carbobenzyloxy-10-deacetyl baccatin III.

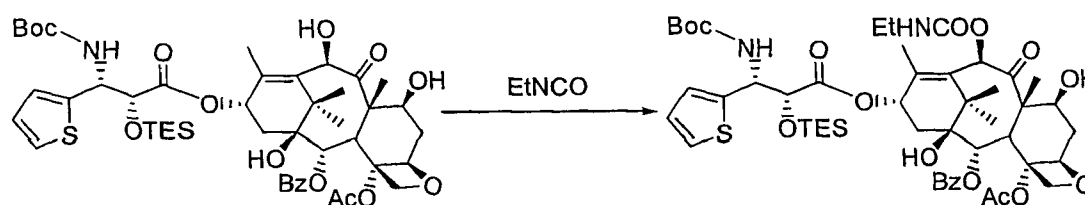


7,10-(bis)-carbobenzyloxy-3'-desphenyl-3'-(2-thienyl)-2'-O-triethylsilyl docetaxel. To a solution of 425 mg (0.523 mmol) of 7,10-(bis)-carbobenzyloxy-10-deacetyl baccatin III in THF (4.5 mL) at -45 °C under a nitrogen atmosphere was added 0.80 mL of a solution of LHMDS (0.98 M) in THF dropwise. The mixture was kept at -45 °C for 1 h prior to addition of a solution of 341 mg (0.889 mmol) of *cis*-N-*t*-butoxycarbonyl-3-triethylsilyloxy-4-(2-thienyl) azetidin-2-one in 2 mL of THF. The mixture was allowed to warm to 0 °C, and after 2 h was poured

- into 20 mL of saturated ammonium chloride solution. The aqueous layer was extracted three times with 50 mL of EtOAc/Hexanes (1:1) and the organic layers were combined, washed with brine, dried over Na₂SO₄ and concentrated. Chromatography of the residue on silica gel eluting with EtOAc/Hexanes gave
- 5 576 mg (92%) of 7,10-(*bis*)-carbobenzyloxy-3'-desphenyl-3'-(2-thienyl)-2'-O-triethylsilyl docetaxel.




- 3'-Desphenyl-3'-(2-thienyl)-2'-O-triethylsilyl docetaxel.** A suspension of 550 mg of 7,10-(*bis*)-carbobenzyloxy-3'-desphenyl-3'-(2-thienyl)-2'-O-triethylsilyl docetaxel and 50 mg of 10% Pd/C in 30 mL of EtOH and 10 mL of EtOAc was
- 10 stirred under a hydrogen atmosphere for 2 h at room temperature. The slurry was filtered through a pad of celite 545 which was then washed with EtOAc. The washings were concentrated and the residue was purified by column chromatography on silica gel using EtOAc/Hexanes as eluent to give 405 mg (95%) of 3'-desphenyl-3'-(2-thienyl)-2'-O-triethylsilyl docetaxel.



- 3'-Desphenyl-3'-(2-thienyl)-2'-O-triethylsilyl-10-N-ethylcarbamoyl docetaxel.**
- 15 To a slurry of 3'-desphenyl-3'-(2-thienyl)-2'-O-triethylsilyl docetaxel (201 mg, 0.217 mmol) and CuCl (43.0 mg, 0.434 mmol) in THF (3.5 mL) at -15 °C under a nitrogen atmosphere was added a solution of 51.5 mL (0.651 mmol) of ethyl isocyanate in 1.9 mL of THF. The mixture was warmed to 0 °C and after 1.4 h 5 mL
- 20 of saturated aqueous sodium bicarbonate solution and 20 mL of ethyl acetate were added. The water layer was extracted three times with 50 mL of EtOAc/Hexanes (1:1). The organic layers were combined, dried over Na₂SO₄ and

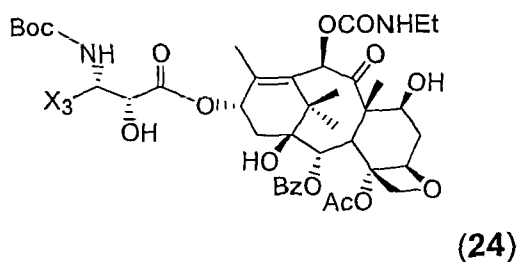
evaporated to give 218 mg of a residue which was used directly without purification.



- 3'-Desphenyl-3'-(2-thienyl)-10-N-ethylcarbamoyl docetaxel (2722).** To a solution of the 218 mg of 3'-desphenyl-3'-(2-thienyl)-2'-O-triethylsilyl-10-N-ethylcarbamoyl docetaxel obtained above in 6 mL of pyridine and 12 mL of CH₃CN at 0 °C was added 1.0 mL of 49% aqueous HF. The mixture was warmed to room temperature and after 2.5 h 50 mL of EtOAc was added. The mixture was washed with saturated aqueous sodium bicarbonate solution and brine, dried over sodium sulfate, and concentrated under reduced pressure. Chromatography of the residue on silica gel using CH₂Cl₂/MeOH as eluent gave 169 mg (88% for 2 steps) of 3'-desphenyl-3'-(2-thienyl)-10-N-ethylcarbamoyl docetaxel.

Example 37: Taxanes having C-10 Carbamoyloxy and C-7 Hydroxy Substituents

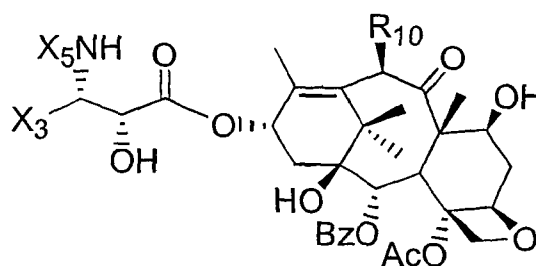
- The procedures described in Example 36 were repeated, but other suitably protected β -lactams were substituted for the *cis*-N-*t*-butoxycarbonyl-3-triethylsilyloxy-4-(2-thienyl) azetidin-2-one of Example 36 to prepare the series of compounds having structural formula (24) and the combinations of substituents identified in the following table. The following table also includes characterization data for certain of these compounds, along with characterization data for the compound (2722) prepared in Example 36.



No.	X ₃	m.p. (°C)	[α] _D (CHCl ₃)	Elemental Analysis
2600	2-pyridyl	173-175	-71.4 (c 0.22)	Found: C, 60.70; H, 6.69 (Calcd. for C ₄₅ H ₅₇ N ₃ O ₁₅ ·0.5H ₂ O: C, 60.79; H, 6.58)
2616	3-pyridyl	183-185	-61.0 (c 0.20)	Found: C, 58.96; H, 6.51 (Calcd. for C ₄₅ H ₅₇ N ₃ O ₁₅ ·2H ₂ O: C, 59.00; H, 6.69)
2622	3-thienyl	173-175	-68.1 (c 0.19)	Found: C, 58.40; H, 6.42 (Calcd. for C ₄₄ H ₅₆ N ₂ O ₁₅ ·S·H ₂ O: C, 58.47; H, 6.47)
2633	<i>i</i> -propyl	170-172	-75.7 (c 0.22)	Found: C, 60.10; H, 7.15 (Calcd. for C ₄₃ H ₆₀ N ₂ O ₁₅ ·H ₂ O: C, 59.84; H, 7.24)
2686	<i>i</i> -butenyl	167-169	-106.7 (c 0.17)	Found: C, 61.12; H, 7.10 (Calcd. for C ₄₄ H ₆₀ N ₂ O ₁₅ ·0.5H ₂ O: C, 61.02; H, 7.10)
2692	4-pyridyl	203-205	-69.7 (c 0.18)	Found: C, 60.19; H, 6.61 (Calcd. for C ₄₅ H ₅₇ N ₃ O ₁₅ ·H ₂ O: C, 60.13; H, 6.62)
2700	2-furyl	169-171	-73.6 (c 0.22)	Found: C, 60.59; H, 6.58 (Calcd. for C ₄₄ H ₅₆ N ₂ O ₁₆ : C, 60.82; H, 6.50)
2717	3-furyl	165-167	-53.8 (c 0.23)	Found: C, 60.07; H, 6.48 (Calcd. for C ₄₄ H ₅₆ N ₂ O ₁₆ ·0.5H ₂ O: C, 60.14; H, 6.54)
2722	2-thienyl	166-168	-52.2 (c 0.25)	Found: C, 58.28; H, 6.32 (Calcd. for C ₄₄ H ₅₆ N ₂ O ₁₅ ·S·H ₂ O: C, 58.47; H, 6.47)
2733	cyclobutyl	168-170	-73.9 (c 0.23)	Found: C, 60.96; H, 7.02 (Calcd. for C ₄₄ H ₆₀ N ₂ O ₁₅ ·0.5H ₂ O: C, 61.02; H, 7.10)
2757	cyclopropyl	168-170	-91.7 (c 0.23)	Found: C, 60.07; H, 6.86 (Calcd. for C ₄₃ H ₅₈ N ₂ O ₁₅ ·H ₂ O: C, 59.98; H, 7.02)

Example 38: Taxanes Having C-10 Carbomoyloxy and C-7 Hydroxy Substituents

The procedures described in Example 36 were repeated, but other suitably protected β-lactams were substituted for the β-lactam of Example 36 to prepare the series of compounds having structural formula (25) and the combinations of substituents identified in the following table.



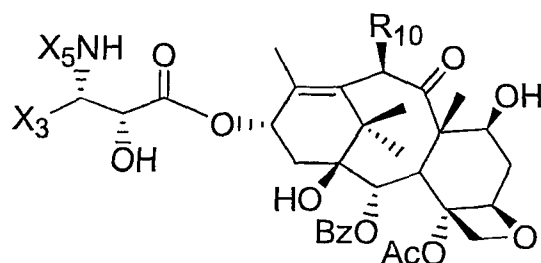
(25)

Compound	X ₅	X ₃	R ₁₀
2640	tBuOCO-	phenyl	EtNHCOO-
2743	tBuOCO-	p-nitrophenyl	EtNHCOO-
6015	tC ₃ H ₅ CO-	2-furyl	3,4-diFPhNHCOO-
6024	tC ₃ H ₅ CO-	2-furyl	PhNHCOO-
6072	tC ₃ H ₅ CO-	2-furyl	EtNHCOO-

Example 39: Additional Taxanes having C-10 Carbamoyloxy and C-7 Hydroxy Substituents

Following the processes described in Example 36 and elsewhere herein, the following specific taxanes having structural formula (26) may be prepared, wherein R₇ is as previously defined including wherein R₁₀ is R_aR_bNCOO- and (a) R_a and R_b are each hydrogen, (b) one of R_a and R_b is hydrogen and the other is (i) substituted or unsubstituted C₁ to C₈ alkyl such as methyl, ethyl, or straight, branched or cyclic propyl, butyl, pentyl, or hexyl; (ii) substituted or unsubstituted C₃ to C₈ alkenyl such as ethenyl or straight, branched or cyclic propenyl, butenyl, pentenyl or hexenyl; (iii) substituted or unsubstituted C₃ to C₈ alkynyl such as ethynyl or straight or branched propynyl, butynyl, pentynyl, or hexynyl; (iv) substituted or unsubstituted phenyl, or (v) substituted or unsubstituted heteroaromatic such as furyl, thienyl, or pyridyl, or (c) R_a and R_b are independently (i) substituted or unsubstituted C₁ to C₈ alkyl such as methyl, ethyl, or straight, branched or cyclic propyl, butyl, pentyl, or hexyl; (ii) substituted or unsubstituted C₂ to C₈ alkenyl such as ethenyl or straight, branched or cyclic propenyl, butenyl, pentenyl or hexenyl; (iii) substituted or unsubstituted C₂ to C₈ alkynyl such as ethynyl or straight or branched propynyl, butynyl, pentynyl, or hexynyl; (iv) substituted or unsubstituted phenyl, or (v) substituted or unsubstituted heteroaromatic such as furyl, thienyl, or pyridyl. For example, R₁₀ may be R_aR_bNCOO- wherein one of R_a and R_b is hydrogen and the other is

methyl, ethyl, or straight, branched or cyclic propyl. The substituents may be those identified elsewhere herein for substituted hydrocarbonyl.



(26)

X_5	X_3	R_{10}
tBuOCO	2-furyl	$R_a R_b \text{NCOO-}$
tBuOCO	3-furyl	$R_a R_b \text{NCOO-}$
tBuOCO	2-thienyl	$R_a R_b \text{NCOO-}$
tBuOCO	3-thienyl	$R_a R_b \text{NCOO-}$
tBuOCO	2-pyridyl	$R_a R_b \text{NCOO-}$
tBuOCO	3-pyridyl	$R_a R_b \text{NCOO-}$
tBuOCO	4-pyridyl	$R_a R_b \text{NCOO-}$
tBuOCO	isobutenyl	$R_a R_b \text{NCOO-}$
tBuOCO	isopropyl	$R_a R_b \text{NCOO-}$
tBuOCO	cyclopropyl	$R_a R_b \text{NCOO-}$
tBuOCO	cyclobutyl	$R_a R_b \text{NCOO-}$
tBuOCO	cyclopentyl	$R_a R_b \text{NCOO-}$
tBuOCO	phenyl	$R_a R_b \text{NCOO-}$
benzoyl	2-furyl	$R_a R_b \text{NCOO-}$
benzoyl	3-furyl	$R_a R_b \text{NCOO-}$
benzoyl	2-thienyl	$R_a R_b \text{NCOO-}$
benzoyl	3-thienyl	$R_a R_b \text{NCOO-}$
benzoyl	2-pyridyl	$R_a R_b \text{NCOO-}$
benzoyl	3-pyridyl	$R_a R_b \text{NCOO-}$
benzoyl	4-pyridyl	$R_a R_b \text{NCOO-}$
benzoyl	isobutenyl	$R_a R_b \text{NCOO-}$
benzoyl	isopropyl	$R_a R_b \text{NCOO-}$

benzoyl	cyclopropyl	$R_a R_b \text{NCOO-}$
benzoyl	cyclobutyl	$R_a R_b \text{NCOO-}$
benzoyl	cyclopentyl	$R_a R_b \text{NCOO-}$
benzoyl	phenyl	$R_a R_b \text{NCOO-}$
2-FuCO-	2-furyl	$R_a R_b \text{NCOO-}$
2-FuCO-	3-furyl	$R_a R_b \text{NCOO-}$
2-FuCO-	2-thienyl	$R_a R_b \text{NCOO-}$
2-FuCO-	3-thienyl	$R_a R_b \text{NCOO-}$
2-FuCO-	2-pyridyl	$R_a R_b \text{NCOO-}$
2-FuCO-	3-pyridyl	$R_a R_b \text{NCOO-}$
2-FuCO-	4-pyridyl	$R_a R_b \text{NCOO-}$
2-FuCO-	isobutenyl	$R_a R_b \text{NCOO-}$
2-FuCO-	isopropyl	$R_a R_b \text{NCOO-}$
2-FuCO-	cyclopropyl	$R_a R_b \text{NCOO-}$
2-FuCO-	cyclobutyl	$R_a R_b \text{NCOO-}$
2-FuCO-	cyclopentyl	$R_a R_b \text{NCOO-}$
2-FuCO-	phenyl	$R_a R_b \text{NCOO-}$
2-ThCO-	2-furyl	$R_a R_b \text{NCOO-}$
2-ThCO-	3-furyl	$R_a R_b \text{NCOO-}$
2-ThCO-	2-thienyl	$R_a R_b \text{NCOO-}$
2-ThCO-	3-thienyl	$R_a R_b \text{NCOO-}$
2-ThCO-	2-pyridyl	$R_a R_b \text{NCOO-}$
2-ThCO-	3-pyridyl	$R_a R_b \text{NCOO-}$
2-ThCO-	4-pyridyl	$R_a R_b \text{NCOO-}$
2-ThCO-	isobutenyl	$R_a R_b \text{NCOO-}$
2-ThCO-	isopropyl	$R_a R_b \text{NCOO-}$
2-ThCO-	cyclopropyl	$R_a R_b \text{NCOO-}$
2-ThCO-	cyclobutyl	$R_a R_b \text{NCOO-}$
2-ThCO-	cyclopentyl	$R_a R_b \text{NCOO-}$
2-ThCO-	phenyl	$R_a R_b \text{NCOO-}$
2-PyCO-	2-furyl	$R_a R_b \text{NCOO-}$
2-PyCO-	3-furyl	$R_a R_b \text{NCOO-}$

2-PyCO-	2-thienyl	R _a R _b NCOO-
2-PyCO-	3-thienyl	R _a R _b NCOO-
2-PyCO-	2-pyridyl	R _a R _b NCOO-
2-PyCO-	3-pyridyl	R _a R _b NCOO-
2-PyCO-	4-pyridyl	R _a R _b NCOO-
2-PyCO-	isobutenyl	R _a R _b NCOO-
2-PyCO-	isopropyl	R _a R _b NCOO-
2-PyCO-	cyclopropyl	R _a R _b NCOO-
2-PyCO-	cyclobutyl	R _a R _b NCOO-
2-PyCO-	cyclopentyl	R _a R _b NCOO-
2-PyCO-	phenyl	R _a R _b NCOO-
3-PyCO-	2-furyl	R _a R _b NCOO-
3-PyCO-	3-furyl	R _a R _b NCOO-
3-PyCO-	2-thienyl	R _a R _b NCOO-
3-PyCO-	3-thienyl	R _a R _b NCOO-
3-PyCO-	2-pyridyl	R _a R _b NCOO-
3-PyCO-	3-pyridyl	R _a R _b NCOO-
3-PyCO-	4-pyridyl	R _a R _b NCOO-
3-PyCO-	isobutenyl	R _a R _b NCOO-
3-PyCO-	isopropyl	R _a R _b NCOO-
3-PyCO-	cyclopropyl	R _a R _b NCOO-
3-PyCO-	cyclobutyl	R _a R _b NCOO-
3-PyCO-	cyclopentyl	R _a R _b NCOO-
3-PyCO-	phenyl	R _a R _b NCOO-
4-PyCO-	2-furyl	R _a R _b NCOO-
4-PyCO-	3-furyl	R _a R _b NCOO-
4-PyCO-	2-thienyl	R _a R _b NCOO-
4-PyCO-	3-thienyl	R _a R _b NCOO-
4-PyCO-	2-pyridyl	R _a R _b NCOO-
4-PyCO-	3-pyridyl	R _a R _b NCOO-
4-PyCO-	4-pyridyl	R _a R _b NCOO-
4-PyCO-	isobutenyl	R _a R _b NCOO-

4-PyCO-	isopropyl	R _a R _b NCOO-
4-PyCO-	cyclopropyl	R _a R _b NCOO-
4-PyCO-	cyclobutyl	R _a R _b NCOO-
4-PyCO-	cyclopentyl	R _a R _b NCOO-
4-PyCO-	phenyl	R _a R _b NCOO-
C ₄ H ₇ CO-	2-furyl	R _a R _b NCOO-
C ₄ H ₇ CO-	3-furyl	R _a R _b NCOO-
C ₄ H ₇ CO-	2-thienyl	R _a R _b NCOO-
C ₄ H ₇ CO-	3-thienyl	R _a R _b NCOO-
C ₄ H ₇ CO-	2-pyridyl	R _a R _b NCOO-
C ₄ H ₇ CO-	3-pyridyl	R _a R _b NCOO-
C ₄ H ₇ CO-	4-pyridyl	R _a R _b NCOO-
C ₄ H ₇ CO-	isobutenyl	R _a R _b NCOO-
C ₄ H ₇ CO-	isopropyl	R _a R _b NCOO-
C ₄ H ₇ CO-	cyclopropyl	R _a R _b NCOO-
C ₄ H ₇ CO-	cyclobutyl	R _a R _b NCOO-
C ₄ H ₇ CO-	cyclopentyl	R _a R _b NCOO-
C ₄ H ₇ CO-	phenyl	R _a R _b NCOO-
EtOCO-	2-furyl	R _a R _b NCOO-
EtOCO-	3-furyl	R _a R _b NCOO-
EtOCO-	2-thienyl	R _a R _b NCOO-
EtOCO-	3-thienyl	R _a R _b NCOO-
EtOCO-	2-pyridyl	R _a R _b NCOO-
EtOCO-	3-pyridyl	R _a R _b NCOO-
EtOCO-	4-pyridyl	R _a R _b NCOO-
EtOCO-	isobutenyl	R _a R _b NCOO-
EtOCO-	isopropyl	R _a R _b NCOO-
EtOCO-	cyclopropyl	R _a R _b NCOO-
EtOCO-	cyclobutyl	R _a R _b NCOO-
EtOCO-	cyclopentyl	R _a R _b NCOO-
EtOCO-	phenyl	R _a R _b NCOO-
ibueCO-	2-furyl	R _a R _b NCOO-

ibueCO-	3-furyl	R _a R _b NCOO-
ibueCO-	2-thienyl	R _a R _b NCOO-
ibueCO-	3-thienyl	R _a R _b NCOO-
ibueCO-	2-pyridyl	R _a R _b NCOO-
ibueCO-	3-pyridyl	R _a R _b NCOO-
ibueCO-	4-pyridyl	R _a R _b NCOO-
ibueCO-	isobutenyl	R _a R _b NCOO-
ibueCO-	isopropyl	R _a R _b NCOO-
ibueCO-	cyclopropyl	R _a R _b NCOO-
ibueCO-	cyclobutyl	R _a R _b NCOO-
ibueCO-	cyclopentyl	R _a R _b NCOO-
ibueCO-	phenyl	R _a R _b NCOO-
iBuCO-	2-furyl	R _a R _b NCOO-
iBuCO-	3-furyl	R _a R _b NCOO-
iBuCO-	2-thienyl	R _a R _b NCOO-
iBuCO-	3-thienyl	R _a R _b NCOO-
iBuCO-	2-pyridyl	R _a R _b NCOO-
iBuCO-	3-pyridyl	R _a R _b NCOO-
iBuCO-	4-pyridyl	R _a R _b NCOO-
iBuCO-	isobutenyl	R _a R _b NCOO-
iBuCO-	isopropyl	R _a R _b NCOO-
iBuCO-	cyclopropyl	R _a R _b NCOO-
iBuCO-	cyclobutyl	R _a R _b NCOO-
iBuCO-	cyclopentyl	R _a R _b NCOO-
iBuCO-	phenyl	R _a R _b NCOO-
iBuOCO-	2-furyl	R _a R _b NCOO-
iBuOCO-	3-furyl	R _a R _b NCOO-
iBuOCO-	2-thienyl	R _a R _b NCOO-
iBuOCO-	3-thienyl	R _a R _b NCOO-
iBuOCO-	2-pyridyl	R _a R _b NCOO-
iBuOCO-	3-pyridyl	R _a R _b NCOO-
iBuOCO-	4-pyridyl	R _a R _b NCOO-

iBuOCO-	isobutenyl	R _a R _b NCOO-
iBuOCO-	isopropyl	R _a R _b NCOO-
iBuOCO-	cyclopropyl	R _a R _b NCOO-
iBuOCO-	cyclobutyl	R _a R _b NCOO-
iBuOCO-	cyclopentyl	R _a R _b NCOO-
iBuOCO-	phenyl	R _a R _b NCOO-
iPrOCO-	2-furyl	R _a R _b NCOO-
iPrOCO-	3-furyl	R _a R _b NCOO-
iPrOCO-	2-thienyl	R _a R _b NCOO-
iPrOCO-	3-thienyl	R _a R _b NCOO-
iPrOCO-	2-pyridyl	R _a R _b NCOO-
iPrOCO-	3-pyridyl	R _a R _b NCOO-
iPrOCO-	4-pyridyl	R _a R _b NCOO-
iPrOCO-	isobutenyl	R _a R _b NCOO-
iPrOCO-	isopropyl	R _a R _b NCOO-
iPrOCO-	cyclopropyl	R _a R _b NCOO-
iPrOCO-	cyclobutyl	R _a R _b NCOO-
iPrOCO-	cyclopentyl	R _a R _b NCOO-
iPrOCO-	phenyl	R _a R _b NCOO-
nPrOCO-	2-furyl	R _a R _b NCOO-
nPrOCO-	3-furyl	R _a R _b NCOO-
nPrOCO-	2-thienyl	R _a R _b NCOO-
nPrOCO-	3-thienyl	R _a R _b NCOO-
nPrOCO-	2-pyridyl	R _a R _b NCOO-
nPrOCO-	3-pyridyl	R _a R _b NCOO-
nPrOCO-	4-pyridyl	R _a R _b NCOO-
nPrOCO-	isobutenyl	R _a R _b NCOO-
nPrOCO-	isopropyl	R _a R _b NCOO-
nPrOCO-	cyclopropyl	R _a R _b NCOO-
nPrOCO-	cyclobutyl	R _a R _b NCOO-
nPrOCO-	cyclopentyl	R _a R _b NCOO-
nPrOCO-	phenyl	R _a R _b NCOO-

nPrCO-	2-furyl	$R_a R_b \text{NCOO-}$
nPrCO-	3-furyl	$R_a R_b \text{NCOO-}$
nPrCO-	2-thienyl	$R_a R_b \text{NCOO-}$
nPrCO-	3-thienyl	$R_a R_b \text{NCOO-}$
nPrCO-	2-pyridyl	$R_a R_b \text{NCOO-}$
nPrCO-	3-pyridyl	$R_a R_b \text{NCOO-}$
nPrCO-	4-pyridyl	$R_a R_b \text{NCOO-}$
nPrCO-	isobutenyl	$R_a R_b \text{NCOO-}$
nPrCO-	isopropyl	$R_a R_b \text{NCOO-}$
nPrCO-	cyclopropyl	$R_a R_b \text{NCOO-}$
nPrCO-	cyclobutyl	$R_a R_b \text{NCOO-}$
nPrCO-	cyclopentyl	$R_a R_b \text{NCOO-}$
nPrCO-	phenyl	$R_a R_b \text{NCOO-}$

Example 40: Additional Taxanes having C-10 Carbamoyloxy and C-7 Hydroxy Substituents

Following the processes described in Example 36 and elsewhere herein, the following specific taxanes having structural formula (27) may be prepared, wherein R_7 is hydroxy and R_{10} in each of the series (that is, each of series "A" through "K") is as previously defined, including wherein R_{10} is $R_{10a} R_{10b} \text{NCOO-}$ and one of R_{10a} and R_{10b} is hydrogen and the other is (i) substituted or unsubstituted C_1 to C_8 alkyl such as methyl, ethyl, or straight, branched or cyclic propyl, butyl, pentyl, or hexyl; (ii) substituted or unsubstituted C_2 to C_8 alkenyl such as ethenyl or straight, branched or cyclic propenyl, butenyl, pentenyl or hexenyl; (iii) substituted or unsubstituted C_2 to C_8 alkynyl such as ethynyl or straight or branched propynyl, butynyl, pentynyl, or hexynyl; (iv) phenyl or substituted phenyl such as nitro, alkoxy or halosubstituted phenyl, or (v) substituted or unsubstituted heteroaromatic such as furyl, thienyl, or pyridyl. The substituents may be those identified elsewhere herein for substituted hydrocarbyl. In one embodiment, preferred R_{10} substituents include $R_{10a} R_{10b} \text{NCOO-}$ wherein one of R_{10a} and R_{10b} is hydrogen and the other is methyl, ethyl, or straight, branched or cyclic propyl. In another embodiment, preferred R_{10} substituents include $R_{10a} R_{10b} \text{NCOO-}$ wherein one of R_{10a} and R_{10b} is hydrogen and the other is substituted methyl, ethyl, or straight, branched or cyclic propyl.

In the "A" series of compounds, X_{10} is as otherwise as defined herein. Preferably, heterocyclo is substituted or unsubstituted furyl, thienyl, or pyridyl, X_{10} is substituted or unsubstituted furyl, thienyl, pyridyl, phenyl, or lower alkyl (e.g., tert-butyl), and R_7 and R_{10} each have the beta stereochemical configuration.

In the "B" series of compounds, X_{10} and R_{2a} are as otherwise as defined herein. Preferably, heterocyclo is preferably substituted or unsubstituted furyl, thienyl, or pyridyl, X_{10} is preferably substituted or unsubstituted furyl, thienyl, pyridyl, phenyl, or lower alkyl (e.g., tert-butyl), R_{2a} is preferably substituted or unsubstituted furyl, thienyl, pyridyl, phenyl, or lower alkyl, and R_7 and R_{10} each have the beta stereochemical configuration.

In the "C" series of compounds, X_{10} and R_{9a} are as otherwise as defined herein. Preferably, heterocyclo is preferably substituted or unsubstituted furyl, thienyl, or pyridyl, X_{10} is preferably substituted or unsubstituted furyl, thienyl, pyridyl, phenyl, or lower alkyl (e.g., tert-butyl), R_{9a} is preferably substituted or unsubstituted furyl, thienyl, pyridyl, phenyl, or lower alkyl, and R_7 , R_9 and R_{10} each have the beta stereochemical configuration.

In the "D" and "E" series of compounds, X_{10} is as otherwise as defined herein. Preferably, heterocyclo is preferably substituted or unsubstituted furyl, thienyl, or pyridyl, X_{10} is preferably substituted or unsubstituted furyl, thienyl, pyridyl, phenyl, or lower alkyl (e.g., tert-butyl), and R_7 , R_9 (series D only) and R_{10} each have the beta stereochemical configuration.

In the "F" series of compounds, X_{10} , R_{2a} and R_{9a} are as otherwise as defined herein. Preferably, heterocyclo is preferably substituted or unsubstituted furyl, thienyl, or pyridyl, X_{10} is preferably substituted or unsubstituted furyl, thienyl, pyridyl, phenyl, or lower alkyl (e.g., tert-butyl), R_{2a} is preferably substituted or unsubstituted furyl, thienyl, pyridyl, phenyl, or lower alkyl, and R_7 , R_9 and R_{10} each have the beta stereochemical configuration.

In the "G" series of compounds, X_{10} and R_{2a} are as otherwise as defined herein. Preferably, heterocyclo is preferably substituted or unsubstituted furyl, thienyl, or pyridyl, X_{10} is preferably substituted or unsubstituted furyl, thienyl, pyridyl, phenyl, or lower alkyl (e.g., tert-butyl), R_{2a} is preferably substituted or unsubstituted furyl, thienyl, pyridyl, phenyl, or lower alkyl, and R_7 , R_9 and R_{10} each have the beta stereochemical configuration.

In the "H" series of compounds, X_{10} is as otherwise as defined herein. Preferably, heterocyclo is preferably substituted or unsubstituted furyl, thienyl, or pyridyl, X_{10} is preferably substituted or unsubstituted furyl, thienyl, pyridyl, phenyl, or lower alkyl (e.g., tert-butyl), R_{2a} is preferably substituted or unsubstituted furyl,

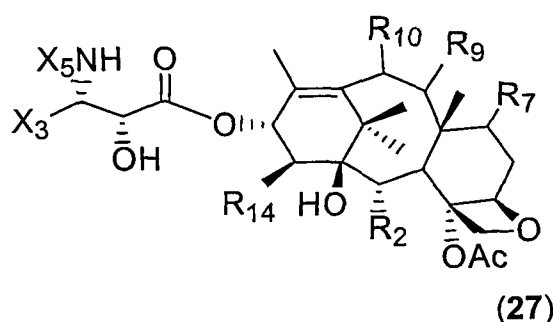
thienyl, pyridyl, phenyl, or lower alkyl, and R_7 and R_{10} each have the beta stereochemical configuration.

In the "I" series of compounds, X_{10} and R_{2a} are as otherwise as defined herein. Preferably, heterocyclo is preferably substituted or unsubstituted furyl, thienyl, or pyridyl, X_{10} is preferably substituted or unsubstituted furyl, thienyl, pyridyl, phenyl, or lower alkyl (e.g., tert-butyl), R_{2a} is preferably substituted or unsubstituted furyl, thienyl, pyridyl, phenyl, or lower alkyl, and R_7 and R_{10} each have the beta stereochemical configuration.

In the "J" series of compounds, X_{10} and R_{2a} are as otherwise as defined herein. Preferably, heterocyclo is preferably substituted or unsubstituted furyl, thienyl, or pyridyl, X_{10} is preferably substituted or unsubstituted furyl, thienyl, pyridyl, phenyl, or lower alkyl (e.g., tert-butyl), R_{2a} is preferably substituted or unsubstituted furyl, thienyl, pyridyl, phenyl, or lower alkyl, and R_7 , R_9 and R_{10} each have the beta stereochemical configuration.

In the "K" series of compounds, X_{10} , R_{2a} and R_{9a} are as otherwise as defined herein. Preferably, heterocyclo is preferably substituted or unsubstituted furyl, thienyl, or pyridyl, X_{10} is preferably substituted or unsubstituted furyl, thienyl, pyridyl, phenyl, or lower alkyl (e.g., tert-butyl), R_{2a} is preferably substituted or unsubstituted furyl, thienyl, pyridyl, phenyl, or lower alkyl, and R_7 , R_9 and R_{10} each have the beta stereochemical configuration.

Any substituents of each of X_3 , X_5 , R_2 , R_7 , and R_9 may be hydrocarbyl or any of the heteroatom containing substituents selected from the group consisting of heterocyclo, alkoxy, alkenoxy, alkynoxy, aryloxy, hydroxy, protected hydroxy, keto, acyloxy, nitro, amino, amido, thiol, ketal, acetal, ester and ether moieties, but not phosphorous containing moieties.



Series	X_5	X_3	R_{10}	R_2	R_9	R_{14}
A1	$-\text{COOX}_{10}$	heterocyclo	$R_{10a}R_{10b}\text{NCOO}-$	$\text{C}_6\text{H}_5\text{COO}-$	O	H
A2	$-\text{COX}_{10}$	heterocyclo	$R_{10a}R_{10b}\text{NCOO}-$	$\text{C}_6\text{H}_5\text{COO}-$	O	H

A3	-CONHX ₁₀	heterocyclo	R _{10a} R _{10b} NCOO-	C ₆ H ₅ COO-	O	H
A4	-COOX ₁₀	optionally substituted C ₂ to C ₈ alkyl	R _{10a} R _{10b} NCOO-	C ₆ H ₅ COO-	O	H
A5	-COX ₁₀	optionally substituted C ₂ to C ₈ alkyl	R _{10a} R _{10b} NCOO-	C ₆ H ₅ COO-	O	H
A6	-CONHX ₁₀	optionally substituted C ₂ to C ₈ alkyl	R _{10a} R _{10b} NCOO-	C ₆ H ₅ COO-	O	H
A7	-COOX ₁₀	optionally substituted C ₂ to C ₈ alkenyl	R _{10a} R _{10b} NCOO-	C ₆ H ₅ COO-	O	H
A8	-COX ₁₀	optionally substituted C ₂ to C ₈ alkenyl	R _{10a} R _{10b} NCOO-	C ₆ H ₅ COO-	O	H
A9	-CONHX ₁₀	optionally substituted C ₂ to C ₈ alkenyl	R _{10a} R _{10b} NCOO-	C ₆ H ₅ COO-	O	H
A10	-COOX ₁₀	optionally substituted C ₂ to C ₈ alkynyl	R _{10a} R _{10b} NCOO-	C ₆ H ₅ COO-	O	H
A11	-COX ₁₀	optionally substituted C ₂ to C ₈ alkynyl	R _{10a} R _{10b} NCOO-	C ₆ H ₅ COO-	O	H
A12	-CONHX ₁₀	optionally substituted C ₂ to C ₈ alkynyl	R _{10a} R _{10b} NCOO-	C ₆ H ₅ COO-	O	H
B1	-COOX ₁₀	heterocyclo	R _{10a} R _{10b} NCOO-	R _{2a} COO-	O	H
B2	-COX ₁₀	heterocyclo	R _{10a} R _{10b} NCOO-	R _{2a} COO-	O	H
B3	-CONHX ₁₀	heterocyclo	R _{10a} R _{10b} NCOO-	R _{2a} COO-	O	H
B4	-COOX ₁₀	optionally substituted C ₂ to C ₈ alkyl	R _{10a} R _{10b} NCOO-	R _{2a} COO-	O	H
B5	-COX ₁₀	optionally substituted C ₂ to C ₈ alkyl	R _{10a} R _{10b} NCOO-	R _{2a} COO-	O	H

B6	-CONHX ₁₀	optionally substituted C ₂ to C ₈ alkyl	R _{10a} R _{10b} NCOO-	R _{2a} COO-	O	H
B7	-COOX ₁₀	optionally substituted C ₂ to C ₈ alkenyl	R _{10a} R _{10b} NCOO-	R _{2a} COO-	O	H
B8	-COX ₁₀	optionally substituted C ₂ to C ₈ alkenyl	R _{10a} R _{10b} NCOO-	R _{2a} COO-	O	H
B9	-CONHX ₁₀	optionally substituted C ₂ to C ₈ alkenyl	R _{10a} R _{10b} NCOO-	R _{2a} COO-	O	H
B10	-COOX ₁₀	optionally substituted C ₂ to C ₈ alkynyl	R _{10a} R _{10b} NCOO-	R _{2a} COO-	O	H
B11	-COX ₁₀	optionally substituted C ₂ to C ₈ alkynyl	R _{10a} R _{10b} NCOO-	R _{2a} COO-	O	H
B12	-CONHX ₁₀	optionally substituted C ₂ to C ₈ alkynyl	R _{10a} R _{10b} NCOO-	R _{2a} COO-	O	H
C1	-COOX ₁₀	heterocyclo	R _{10a} R _{10b} NCOO-	C ₆ H ₅ COO-	R _{9a} COO-	H
C2	-COX ₁₀	heterocyclo	R _{10a} R _{10b} NCOO-	C ₆ H ₅ COO-	R _{9a} COO-	H
C3	-CONHX ₁₀	heterocyclo	R _{10a} R _{10b} NCOO-	C ₆ H ₅ COO-	R _{9a} COO-	H
C4	-COOX ₁₀	optionally substituted C ₂ to C ₈ alkyl	R _{10a} R _{10b} NCOO-	C ₆ H ₅ COO-	R _{9a} COO-	H
C5	-COX ₁₀	optionally substituted C ₂ to C ₈ alkyl	R _{10a} R _{10b} NCOO-	C ₆ H ₅ COO-	R _{9a} COO-	H
C6	-CONHX ₁₀	optionally substituted C ₂ to C ₈ alkyl	R _{10a} R _{10b} NCOO-	C ₆ H ₅ COO-	R _{9a} COO-	H
C7	-COOX ₁₀	optionally substituted C ₂ to C ₈ alkenyl	R _{10a} R _{10b} NCOO-	C ₆ H ₅ COO-	R _{9a} COO-	H

C8	-COX ₁₀	optionally substituted C ₂ to C ₈ alkenyl	R _{10a} R _{10b} NCOO-	C ₆ H ₅ COO-	R _{9a} COO-	H
C9	-CONHX ₁₀	optionally substituted C ₂ to C ₈ alkenyl	R _{10a} R _{10b} NCOO-	C ₆ H ₅ COO-	R _{9a} COO-	H
C10	-COOX ₁₀	optionally substituted C ₂ to C ₈ alkynyl	R _{10a} R _{10b} NCOO-	C ₆ H ₅ COO-	R _{9a} COO-	H
C11	-COX ₁₀	optionally substituted C ₂ to C ₈ alkynyl	R _{10a} R _{10b} NCOO-	C ₆ H ₅ COO-	R _{9a} COO-	H
C12	-CONHX ₁₀	optionally substituted C ₂ to C ₈ alkynyl	R _{10a} R _{10b} NCOO-	C ₆ H ₅ COO-	R _{9a} COO-	H
D1	-COOX ₁₀	heterocyclo	R _{10a} R _{10b} NCOO-	C ₆ H ₅ COO-	OH	H
D2	-COX ₁₀	heterocyclo	R _{10a} R _{10b} NCOO-	C ₆ H ₅ COO-	OH	H
D3	-CONHX ₁₀	heterocyclo	R _{10a} R _{10b} NCOO-	C ₆ H ₅ COO-	OH	H
D4	-COOX ₁₀	optionally substituted C ₂ to C ₈ alkyl	R _{10a} R _{10b} NCOO-	C ₆ H ₅ COO-	OH	H
D5	-COX ₁₀	optionally substituted C ₂ to C ₈ alkyl	R _{10a} R _{10b} NCOO-	C ₆ H ₅ COO-	OH	H
D6	-CONHX ₁₀	optionally substituted C ₂ to C ₈ alkyl	R _{10a} R _{10b} NCOO-	C ₆ H ₅ COO-	OH	H
D7	-COOX ₁₀	optionally substituted C ₂ to C ₈ alkenyl	R _{10a} R _{10b} NCOO-	C ₆ H ₅ COO-	OH	H
D8	-COX ₁₀	optionally substituted C ₂ to C ₈ alkenyl	R _{10a} R _{10b} NCOO-	C ₆ H ₅ COO-	OH	H
D9	-CONHX ₁₀	optionally substituted C ₂ to C ₈ alkenyl	R _{10a} R _{10b} NCOO-	C ₆ H ₅ COO-	OH	H

D10	-COOX ₁₀	optionally substituted C ₂ to C ₈ alkynyl	R _{10a} R _{10b} NCOO-	C ₆ H ₅ COO-	OH	H
D11	-COX ₁₀	optionally substituted C ₂ to C ₈ alkynyl	R _{10a} R _{10b} NCOO-	C ₆ H ₅ COO-	OH	H
D12	-CONHX ₁₀	optionally substituted C ₂ to C ₈ alkynyl	R _{10a} R _{10b} NCOO-	C ₆ H ₅ COO-	OH	H
E1	-COOX ₁₀	heterocyclo	R _{10a} R _{10b} NCOO-	C ₆ H ₅ COO-	O	OH
E2	-COX ₁₀	heterocyclo	R _{10a} R _{10b} NCOO-	C ₆ H ₅ COO-	O	OH
E3	-CONHX ₁₀	heterocyclo	R _{10a} R _{10b} NCOO-	C ₆ H ₅ COO-	O	OH
E4	-COOX ₁₀	optionally substituted C ₂ to C ₈ alkyl	R _{10a} R _{10b} NCOO-	C ₆ H ₅ COO-	O	OH
E5	-COX ₁₀	optionally substituted C ₂ to C ₈ alkyl	R _{10a} R _{10b} NCOO-	C ₆ H ₅ COO-	O	OH
E6	-CONHX ₁₀	optionally substituted C ₂ to C ₈ alkyl	R _{10a} R _{10b} NCOO-	C ₆ H ₅ COO-	O	OH
E7	-COOX ₁₀	optionally substituted C ₂ to C ₈ alkenyl	R _{10a} R _{10b} NCOO-	C ₆ H ₅ COO-	O	OH
E8	-COX ₁₀	optionally substituted C ₂ to C ₈ alkenyl	R _{10a} R _{10b} NCOO-	C ₆ H ₅ COO-	O	OH
E9	-CONHX ₁₀	optionally substituted C ₂ to C ₈ alkenyl	R _{10a} R _{10b} NCOO-	C ₆ H ₅ COO-	O	OH
E10	-COOX ₁₀	optionally substituted C ₂ to C ₈ alkynyl	R _{10a} R _{10b} NCOO-	C ₆ H ₅ COO-	O	OH
E11	-COX ₁₀	optionally substituted C ₂ to C ₈ alkynyl	R _{10a} R _{10b} NCOO-	C ₆ H ₅ COO-	O	OH

E12	-CONHX ₁₀	optionally substituted C ₂ to C ₈ alkynyl	R _{10a} R _{10b} NCOO-	C ₆ H ₅ COO-	O	OH
F1	-COOX ₁₀	heterocyclo	R _{10a} R _{10b} NCOO-	R _{2a} COO-	R _{9a} COO-	H
F2	-COX ₁₀	heterocyclo	R _{10a} R _{10b} NCOO-	R _{2a} COO-	R _{9a} COO-	H
F3	-CONHX ₁₀	heterocyclo	R _{10a} R _{10b} NCOO-	R _{2a} COO-	R _{9a} COO-	H
F4	-COOX ₁₀	optionally substituted C ₂ to C ₈ alkyl	R _{10a} R _{10b} NCOO-	R _{2a} COO-	R _{9a} COO-	H
F5	-COX ₁₀	optionally substituted C ₂ to C ₈ alkyl	R _{10a} R _{10b} NCOO-	R _{2a} COO-	R _{9a} COO-	H
F6	-CONHX ₁₀	optionally substituted C ₂ to C ₈ alkyl	R _{10a} R _{10b} NCOO-	R _{2a} COO-	R _{9a} COO-	H
F7	-COOX ₁₀	optionally substituted C ₂ to C ₈ alkenyl	R _{10a} R _{10b} NCOO-	R _{2a} COO-	R _{9a} COO-	H
F8	-COX ₁₀	optionally substituted C ₂ to C ₈ alkenyl	R _{10a} R _{10b} NCOO-	R _{2a} COO-	R _{9a} COO-	H
F9	-CONHX ₁₀	optionally substituted C ₂ to C ₈ alkenyl	R _{10a} R _{10b} NCOO-	R _{2a} COO-	R _{9a} COO-	H
F10	-COOX ₁₀	optionally substituted C ₂ to C ₈ alkynyl	R _{10a} R _{10b} NCOO-	R _{2a} COO-	R _{9a} COO-	H
F11	-COX ₁₀	optionally substituted C ₂ to C ₈ alkynyl	R _{10a} R _{10b} NCOO-	R _{2a} COO-	R _{9a} COO-	H
F12	-CONHX ₁₀	optionally substituted C ₂ to C ₈ alkynyl	R _{10a} R _{10b} NCOO-	R _{2a} COO-	R _{9a} COO-	H
G1	-COOX ₁₀	heterocyclo	R _{10a} R _{10b} NCOO-	R _{2a} COO-	OH	H
G2	-COX ₁₀	heterocyclo	R _{10a} R _{10b} NCOO-	R _{2a} COO-	OH	H
G3	-CONHX ₁₀	heterocyclo	R _{10a} R _{10b} NCOO-	R _{2a} COO-	OH	H

G4	-COOX ₁₀	optionally substituted C ₂ to C ₈ alkyl	R _{10a} R _{10b} NCOO-	R _{2a} COO-	OH	H
G5	-COX ₁₀	optionally substituted C ₂ to C ₈ alkyl	R _{10a} R _{10b} NCOO-	R _{2a} COO-	OH	H
G6	-CONHX ₁₀	optionally substituted C ₂ to C ₈ alkyl	R _{10a} R _{10b} NCOO-	R _{2a} COO-	OH	H
G7	-COOX ₁₀	optionally substituted C ₂ to C ₈ alkenyl	R _{10a} R _{10b} NCOO-	R _{2a} COO-	OH	H
G8	-COX ₁₀	optionally substituted C ₂ to C ₈ alkenyl	R _{10a} R _{10b} NCOO-	R _{2a} COO-	OH	H
G9	-CONHX ₁₀	optionally substituted C ₂ to C ₈ alkenyl	R _{10a} R _{10b} NCOO-	R _{2a} COO-	OH	H
G10	-COOX ₁₀	optionally substituted C ₂ to C ₈ alkynyl	R _{10a} R _{10b} NCOO-	R _{2a} COO-	OH	H
G11	-COX ₁₀	optionally substituted C ₂ to C ₈ alkynyl	R _{10a} R _{10b} NCOO-	R _{2a} COO-	OH	H
G12	-CONHX ₁₀	optionally substituted C ₂ to C ₈ alkynyl	R _{10a} R _{10b} NCOO-	R _{2a} COO-	OH	H
H1	-COOX ₁₀	heterocyclo	R _{10a} R _{10b} NCOO-	C ₆ H ₅ COO-	OH	OH
H2	-COX ₁₀	heterocyclo	R _{10a} R _{10b} NCOO-	C ₆ H ₅ COO-	OH	OH
H3	-CONHX ₁₀	heterocyclo	R _{10a} R _{10b} NCOO-	C ₆ H ₅ COO-	OH	OH
H4	-COOX ₁₀	optionally substituted C ₂ to C ₈ alkyl	R _{10a} R _{10b} NCOO-	C ₆ H ₅ COO-	OH	OH
H5	-COX ₁₀	optionally substituted C ₂ to C ₈ alkyl	R _{10a} R _{10b} NCOO-	C ₆ H ₅ COO-	OH	OH
H6	-CONHX ₁₀	optionally substituted C ₂ to C ₈ alkyl	R _{10a} R _{10b} NCOO-	C ₆ H ₅ COO-	OH	OH

H7	-COOX ₁₀	optionally substituted C ₂ to C ₈ alkenyl	R _{10a} R _{10b} NCOO-	C ₆ H ₅ COO-	OH	OH
H8	-COX ₁₀	optionally substituted C ₂ to C ₈ alkenyl	R _{10a} R _{10b} NCOO-	C ₆ H ₅ COO-	OH	OH
H9	-CONHX ₁₀	optionally substituted C ₂ to C ₈ alkenyl	R _{10a} R _{10b} NCOO-	C ₆ H ₅ COO-	OH	OH
H10	-COOX ₁₀	optionally substituted C ₂ to C ₈ alkynyl	R _{10a} R _{10b} NCOO-	C ₆ H ₅ COO-	OH	OH
H11	-COX ₁₀	optionally substituted C ₂ to C ₈ alkynyl	R _{10a} R _{10b} NCOO-	C ₆ H ₅ COO-	OH	OH
H12	-CONHX ₁₀	optionally substituted C ₂ to C ₈ alkynyl	R _{10a} R _{10b} NCOO-	C ₆ H ₅ COO-	OH	OH
I1	-COOX ₁₀	heterocyclo	R _{10a} R _{10b} NCOO-	R _{2a} COO-	O	OH
I2	-COX ₁₀	heterocyclo	R _{10a} R _{10b} NCOO-	R _{2a} COO-	O	OH
I3	-CONHX ₁₀	heterocyclo	R _{10a} R _{10b} NCOO-	R _{2a} COO-	O	OH
I4	-COOX ₁₀	optionally substituted C ₂ to C ₈ alkyl	R _{10a} R _{10b} NCOO-	R _{2a} COO-	O	OH
I5	-COX ₁₀	optionally substituted C ₂ to C ₈ alkyl	R _{10a} R _{10b} NCOO-	R _{2a} COO-	O	OH
I6	-CONHX ₁₀	optionally substituted C ₂ to C ₈ alkyl	R _{10a} R _{10b} NCOO-	R _{2a} COO-	O	OH
I7	-COOX ₁₀	optionally substituted C ₂ to C ₈ alkenyl	R _{10a} R _{10b} NCOO-	R _{2a} COO-	O	OH
I8	-COX ₁₀	optionally substituted C ₂ to C ₈ alkenyl	R _{10a} R _{10b} NCOO-	R _{2a} COO-	O	OH

I9	-CONHX ₁₀	optionally substituted C ₂ to C ₈ alkenyl	R _{10a} R _{10b} NCOO-	R _{2a} COO-	O	OH
I10	-COOX ₁₀	optionally substituted C ₂ to C ₈ alkynyl	R _{10a} R _{10b} NCOO-	R _{2a} COO-	O	OH
I11	-COX ₁₀	optionally substituted C ₂ to C ₈ alkynyl	R _{10a} R _{10b} NCOO-	R _{2a} COO-	O	OH
I12	-CONHX ₁₀	optionally substituted C ₂ to C ₈ alkynyl	R _{10a} R _{10b} NCOO-	R _{2a} COO-	O	OH
J1	-COOX ₁₀	heterocyclo	R _{10a} R _{10b} NCOO-	R _{2a} COO-	OH	OH
J2	-COX ₁₀	heterocyclo	R _{10a} R _{10b} NCOO-	R _{2a} COO-	OH	OH
J3	-CONHX ₁₀	heterocyclo	R _{10a} R _{10b} NCOO-	R _{2a} COO-	OH	OH
J4	-COOX ₁₀	optionally substituted C ₂ to C ₈ alkyl	R _{10a} R _{10b} NCOO-	R _{2a} COO-	OH	OH
J5	-COX ₁₀	optionally substituted C ₂ to C ₈ alkyl	R _{10a} R _{10b} NCOO-	R _{2a} COO-	OH	OH
J6	-CONHX ₁₀	optionally substituted C ₂ to C ₈ alkyl	R _{10a} R _{10b} NCOO-	R _{2a} COO-	OH	OH
J7	-COOX ₁₀	optionally substituted C ₂ to C ₈ alkenyl	R _{10a} R _{10b} NCOO-	R _{2a} COO-	OH	OH
J8	-COX ₁₀	optionally substituted C ₂ to C ₈ alkenyl	R _{10a} R _{10b} NCOO-	R _{2a} COO-	OH	OH
J9	-CONHX ₁₀	optionally substituted C ₂ to C ₈ alkenyl	R _{10a} R _{10b} NCOO-	R _{2a} COO-	OH	OH
J10	-COOX ₁₀	optionally substituted C ₂ to C ₈ alkynyl	R _{10a} R _{10b} NCOO-	R _{2a} COO-	OH	OH

J11	-COX ₁₀	optionally substituted C ₂ to C ₈ alkynyl	R _{10a} R _{10b} NCOO-	R _{2a} COO-	OH	OH
J12	-CONHX ₁₀	optionally substituted C ₂ to C ₈ alkynyl	R _{10a} R _{10b} NCOO-	R _{2a} COO-	OH	OH
K1	-COOX ₁₀	heterocyclo	R _{10a} R _{10b} NCOO-	R _{2a} COO-	R _{9a} COO-	OH
K2	-COX ₁₀	heterocyclo	R _{10a} R _{10b} NCOO-	R _{2a} COO-	R _{9a} COO-	OH
K3	-CONHX ₁₀	heterocyclo	R _{10a} R _{10b} NCOO-	R _{2a} COO-	R _{9a} COO-	OH
K4	-COOX ₁₀	optionally substituted C ₂ to C ₈ alkyl	R _{10a} R _{10b} NCOO-	R _{2a} COO-	R _{9a} COO-	OH
K5	-COX ₁₀	optionally substituted C ₂ to C ₈ alkyl	R _{10a} R _{10b} NCOO-	R _{2a} COO-	R _{9a} COO-	OH
K6	-CONHX ₁₀	optionally substituted C ₂ to C ₈ alkyl	R _{10a} R _{10b} NCOO-	R _{2a} COO-	R _{9a} COO-	OH
K7	-COOX ₁₀	optionally substituted C ₂ to C ₈ alkenyl	R _{10a} R _{10b} NCOO-	R _{2a} COO-	R _{9a} COO-	OH
K8	-COX ₁₀	optionally substituted C ₂ to C ₈ alkenyl	R _{10a} R _{10b} NCOO-	R _{2a} COO-	R _{9a} COO-	OH
K9	-CONHX ₁₀	optionally substituted C ₂ to C ₈ alkenyl	R _{10a} R _{10b} NCOO-	R _{2a} COO-	R _{9a} COO-	OH
K10	-COOX ₁₀	optionally substituted C ₂ to C ₈ alkynyl	R _{10a} R _{10b} NCOO-	R _{2a} COO-	R _{9a} COO-	OH
K11	-COX ₁₀	optionally substituted C ₂ to C ₈ alkynyl	R _{10a} R _{10b} NCOO-	R _{2a} COO-	R _{9a} COO-	OH
K12	-CONHX ₁₀	optionally substituted C ₂ to C ₈ alkynyl	R _{10a} R _{10b} NCOO-	R _{2a} COO-	R _{9a} COO-	OH

Example 41: *In Vitro* cytotoxicity measured by the cell colony formation assay

Four hundred cells (HCT116) were plated in 60 mm Petri dishes containing 2.7 mL of medium (modified McCoy's 5a medium containing 10% fetal bovine serum and 100 units/mL penicillin and 100 g/mL streptomycin). The cells were incubated in a CO₂ incubator at 37 °C for 5 h for attachment to the bottom of Petri dishes. The compounds identified in Example 37 were made up fresh in medium at ten times the final concentration, and then 0.3 mL of this stock solution was added to the 2.7 mL of medium in the dish. The cells were then incubated with drugs for 72 h at 37 ° C. At the end of incubation the drug-containing media were decanted, the dishes were rinsed with 4 mL of Hank's Balance Salt Solution (HBSS), 5 mL of fresh medium was added, and the dishes were returned to the incubator for colony formation. The cell colonies were counted using a colony counter after incubation for 7 days. Cell survival was calculated and the values of ID₅₀ (the drug concentration producing 50% inhibition of colony formation) were determined for each tested compound.

Compound	IN VITRO ID 50 (nm) HCT116
taxol	2.1
docetaxel	0.6
2600	<1
2616	27
2622	<1
2633	<10
2686	<1
2692	<1
2700	<1
2717	<1
2722	<1
2733	<10
2757	<1
2640	<1
2743	<1
6015	<10

6024	<1
6072	<1

Example 42: Preparation of Solutions for Oral Administration

Solution 1: Antitumor compound 1393 was dissolved in ethanol to form a solution containing 140 mg of the compound per ml of solution. An equal volume of Cremophor® EL solution was added to the solution while stirring to form a solution containing 70 mg of compound 1393 per ml. This solution was diluted using 9 parts by weight of saline to form a pharmaceutically acceptable solution for administration to a patient.

Solution 2: Antitumor compound 1458 was dissolved in ethanol to form a solution containing 310 mg of the compound per ml of solution. An equal volume of Cremophor® EL solution was added to the solution while stirring to form a solution containing 155 mg of compound 1458 per ml. This solution was diluted using 9 parts by weight of saline to form a pharmaceutically acceptable solution for administration to a patient.

Solution 3: Antitumor compound 1351 was dissolved in ethanol to form a solution containing 145 mg of the compound per ml of solution. An equal volume of Cremophor® EL solution was added to the solution while stirring to form a solution containing 72.5 mg of compound 1351 per ml. This solution was diluted using 9 parts by weight of saline to form a pharmaceutically acceptable solution for administration to a patient.

Solution 4: Antitumor compound 4017 was dissolved in ethanol to form a solution containing 214 mg of the compound per ml of solution. An equal volume of Cremophor® EL solution was added to the solution while stirring to form a solution containing 107 mg of compound 4017 per ml. This solution was diluted using 9 parts by weight of saline to form a pharmaceutically acceptable solution for administration to a patient.

Solution 5: Antitumor compound 1393 was dissolved in 100% ethanol then mixed with an equal volume of Cremophor® EL solution to form a solution containing 70 mg of compound 1393 per ml. This solution was diluted using 9 parts by weight of D%W (an aqueous solution containing 5 % weight by volume of dextrose) or

0.9% saline to form a pharmaceutically acceptable solution for administration to a patient.

Solution 6: Antitumor compound 1771 was dissolved in ethanol to form a solution containing 145 mg of the compound per ml of solution. An equal volume of Cremophor® EL solution was added to the solution while stirring to form a solution containing 72.5 mg of compound 1771 per ml of solution. This solution was diluted using 9 parts by weight of saline to form a pharmaceutically acceptable solution for administration to a patient.

Solution 7: Antitumor compound 1781 was dissolved in ethanol to form a solution containing 98 mg of the compound per ml of solution. An equal volume of Cremophor® EL was added to the solution while stirring to form an solution containing 49 mg of compound 1781 per ml of solution. This solution was diluted using 9 parts by weight of saline to form a pharmaceutically acceptable solution for administration to a patient.

Solution 8: Antitumor compound 0499 was dissolved in ethanol to form a solution containing 106 mg of the compound per ml of solution. An equal volume of Cremophor® EL solution was added to the solution while stirring to form a solution containing 53 mg of compound 0499 per ml of solution. This solution was diluted using 9 parts by weight of saline to form a pharmaceutically acceptable solution for administration to a patient.

Solution 9: Antitumor compound 0550 was dissolved in ethanol to form a solution containing 140 mg of the compound per ml of solution. An equal volume of Cremophor® EL solution was added to the solution while stirring to form a solution containing 70 mg of compound 0550 per ml of solution. This solution was diluted using 9 parts by weight of saline to form a pharmaceutically acceptable solution for administration to a patient.

Solution 10: Antitumor compound 0611 was dissolved in ethanol to form a solution containing 150 mg of the compound per ml of solution. An equal volume of Cremophor® EL solution was added to the solution while stirring to form a solution containing 75 mg of compound 0611 per ml of solution. This solution was diluted using 9 parts by weight of saline to form a pharmaceutically acceptable solution for administration to a patient.

Solution 11: Antitumor compound 0748 was dissolved in ethanol to form a solution containing 266 mg of the compound per ml of solution. An equal volume of Cremophor® EL solution was added to the solution while stirring to form a solution containing 133 mg of compound 0748 per ml of solution. This solution was diluted using 9 parts by weight of saline to form a pharmaceutically acceptable solution for administration to a patient.

Example 43: Preparation of a Suspension Containing Compound 1393 for Oral Administration

An oral composition of antitumor compound 1393 was prepared by suspending 25 mg of compound 1393 as a fine powder in one ml of carrier containing 1% carboxymethylcellulose (CMC) in deionized water.

Example 44: Preparation of a Tablet Containing Compound 1393 for Oral Administration

Antitumor compound 1393 (100 mg) was dissolved in methylene chloride (2 ml) and Cremophor® EL solution (100mg) was added. The methylene chloride was evaporated under vacuum to form a glass. Microcrystalline cellulose (600 mg) was added to the glass and mixed to form a powder which can be processed to form a tablet.

Example 45: Preparation of Emulsions Containing Compound 1393 for Parenteral Administration

Emulsion 1: Antitumor compound 1393 was dissolved in 100% ethanol to form a solution containing 40 mg of compound 1393 per ml of the solution. The solution was then diluted with 19 parts by weight of Liposyn® II (20%) with stirring to form an emulsion containing 2 mg of compound 1393 per ml for parenteral administration.

Emulsion 2: Antitumor compound 1393 was dissolved in 100% ethanol to form a solution containing 40 mg of compound 1393 per ml of the solution. The solution was then diluted with 19 parts by weight of Liposyn® III (2%) with stirring to form an emulsion containing 2 mg of compound 1393 per ml for parenteral administration.

Emulsion 3: Antitumor compound 1393 was dissolved in 100% ethanol to form a solution containing mg of compound 1393 per ml of the solution. The solution

was then diluted with 9 parts by weight of Liposyn® III (2%) with stirring to form an emulsion containing 4 mg of compound 1393 per ml for parenteral administration.

Example 46: Preparation of Solutions Containing Compound 1393 for Parenteral Administration

Solution 1: Antitumor compound 1393 was dissolved in 100% ethanol to form a solution containing 140 mg of compound 1393 per ml. The solution was then diluted with an equal volume of Cremophor® EL solution with stirring and was then diluted with 9 parts by weight of normal saline to form a solution containing 7 mg of compound 1393 per ml of solution for parenteral administration.

Solution 2: Antitumor compound 1393 was dissolved in 100% ethanol to form a solution containing 140 mg of compound 1393 per ml of the solution. The solution was then diluted with an equal volume of Cremophor® EL solution with stirring and was then diluted with 4 parts by weight of normal saline to form a solution containing 11.7 mg of compound 1393 per ml of solution for parenteral administration.

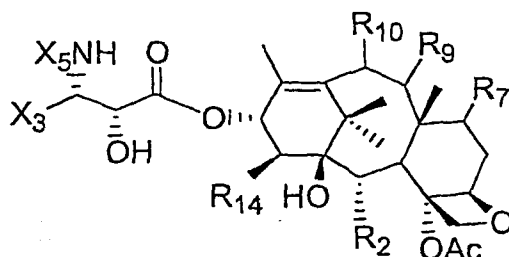
Solution 3: Antitumor compound 1393 was dissolved in 100% ethanol to form a solution containing 140 mg of compound 1393 per ml of the solution. The solution was then diluted with an equal volume of Cremophor® EL solution with stirring and was then diluted with 2.33 parts by weight of normal saline to form a solution containing 16.2 mg of compound 1393 per ml of solution for parenteral administration.

CLAIMS:

1. A pharmaceutical composition comprising a taxane and at least one nonaqueous, pharmaceutically acceptable solvent, wherein the taxane has a solubility in ethanol at room temperature of at least 300 mg/ml and an ID₅₀ value determined relative to the HCT116 cell line that is at least 4 times less than that of paclitaxel.
2. The composition of claim 1 wherein the ID₅₀ value of the taxane is at least 5 times less than that of paclitaxel.
3. The composition of claim 2 wherein the ID₅₀ value of the taxane is at least 6 times less than that of paclitaxel
4. The composition of claim 3 wherein the ID₅₀ value of the taxane is at least 7 times less than that of paclitaxel
5. The composition of claim 4 wherein the ID₅₀ value of the taxane is at least 8 times less than that of paclitaxel.
6. The composition of claim 5 wherein the ID₅₀ value of the taxane is at least 9 times less than that of paclitaxel.
7. The composition of claim 6 wherein the ID₅₀ value of the taxane is at least 10 times less than that of paclitaxel.
8. The composition of claim 1 wherein the taxane concentration is between 0.01 mg and 10 mg per ml of the composition.
9. The composition of claim 1 wherein the taxane dosage is at least 20 mg/m².
10. The composition of claim 9 wherein the taxane dosage is between 20 mg/m² and about 600 mg/m².
11. The composition of claim 10 wherein the taxane dosage is between about 25 mg/m² and about 400 mg/m².
12. The composition of claim 11 wherein the taxane dosage is between about 40 mg/m² and about 300 mg/m².

AMENDED SHEET

13. The composition of claim 12 wherein the taxane dosage is between about 50 mg/m² and about 200 mg/m².
14. The composition of claim 1 wherein the taxane has the formula:



wherein

one of R₇ and R₁₀ is hydroxy and the other is acyloxy;

X₃ is substituted or unsubstituted alkyl, alkenyl, alkynyl, phenyl or heterocyclo;

X₅ is -COX₁₀, -COOX₁₀, or -CONHX₁₀;

X₁₀ is hydrocarbyl, substituted hydrocarbyl, or heterocyclo;

R₂ is acyloxy;

R₉ is keto, hydroxy, or acyloxy;

R₁₄ is hydrido or hydroxy; and

Ac is acetyl.

15. The composition of claim 14 wherein the composition is for parenteral administration.
16. The composition of claim 14 wherein the composition is for oral administration.
17. The composition of claim 14 wherein X₃ is phenyl, 2-furyl, 3-furyl, 2-thienyl, 3-thienyl, 2-pyridyl, 3-pyridyl, 4-pyridyl, C₂ - C₈ alkyl, C₂ - C₈ alkenyl, or C₂ - C₈ alkynyl.
18. The composition of claim 14 wherein X₅ is -COX₁₀ and X₁₀ is substituted or unsubstituted phenyl, 2-furyl, 3-furyl, 2-thienyl, 3-thienyl, 2-pyridyl, 3-pyridyl, 4-pyridyl, C₁ - C₈ alkyl, C₂ - C₈ alkenyl, or C₂ - C₈ alkynyl or X₅ is

- COOX₁₀ and X₁₀ is substituted or unsubstituted C₁ - C₈ alkyl, C₂ - C₈ alkenyl, or C₂ - C₈ alkynyl.
19. The composition of claim 14 wherein R₁₄ is hydrido and R₂ is benzoyloxy.
 20. The composition of claim 14 wherein R₇ is hydroxy and R₁₀ is R_{10a}C(O)O-, R_{10a}R_{10b}NC(O)O-, R_{10a}OC(O)O- or R_{10a}SC(O)O- wherein R_{10a} is hydrocarbyl, substituted hydrocarbyl or heterocyclo and R_{10b} is hydrogen, hydrocarbyl, substituted hydrocarbyl or heterocyclo.
 21. The composition of claim 20 wherein X₃ is phenyl, 2-furyl, 3-furyl, 2-thienyl, 3-thienyl, 2-pyridyl, 3-pyridyl, 4-pyridyl, C₂ - C₈ alkyl, C₂ - C₈ alkenyl, or C₂ - C₈ alkynyl.
 22. The composition of claim 20 wherein X₅ is -COX₁₀ and X₁₀ is substituted or unsubstituted phenyl, 2-furyl, 3-furyl, 2-thienyl, 3-thienyl, 2-pyridyl, 3-pyridyl, 4-pyridyl, C₁ - C₈ alkyl, C₂ - C₈ alkenyl, or C₂ - C₈ alkynyl or X₅ is -COOX₁₀ and X₁₀ is substituted or unsubstituted C₁ - C₈ alkyl, C₂ - C₈ alkenyl, or C₂ - C₈ alkynyl.
 23. The composition of claim 20 wherein R₁₄ is hydrido and R₂ is benzoyloxy.
 24. The composition of claim 20 wherein R₁₄ is hydroxy; X₃ is phenyl, 2-furyl, 3-furyl, 2-thienyl, 3-thienyl, 2-pyridyl, 3-pyridyl, 4-pyridyl, C₂ - C₈ alkyl, C₂ - C₈ alkenyl, or C₂ - C₈ alkynyl; X₅ is -COX₁₀ and X₁₀ is phenyl, or X₅ is -COOX₁₀ and X₁₀ is t-butyl.
 25. The composition of claim 24 wherein X₃ is furyl or thienyl.
 26. The composition of claim 25 wherein X₅ is -COOX₁₀ and X₁₀ is t-butyl.
 27. The composition of claim 14 wherein R₁₀ is hydroxy and R₇ is R_{7a}C(O)O-, R_{7a}R_{7b}NC(O)O-, R_{7a}OC(O)O- or R_{7a}SC(O)O- wherein R_{7a} is hydrocarbyl, substituted hydrocarbyl or heterocyclo and R_{7b} is hydrogen, hydrocarbyl, substituted hydrocarbyl or heterocyclo.

28. The composition of claim 27 wherein X_3 is phenyl, 2-furyl, 3-furyl, 2-thienyl, 3-thienyl, 2-pyridyl, 3-pyridyl, 4-pyridyl, $C_2 - C_8$ alkyl, $C_2 - C_8$ alkenyl, or $C_2 - C_8$ alkynyl.
29. The composition of claim 27 wherein X_5 is $-COX_{10}$ and X_{10} is substituted or unsubstituted phenyl, 2-furyl, 3-furyl, 2-thienyl, 3-thienyl, 2-pyridyl, 3-pyridyl, 4-pyridyl, $C_1 - C_8$ alkyl, $C_2 - C_8$ alkenyl, or $C_2 - C_8$ alkynyl or X_5 is $-COOX_{10}$ and X_{10} is substituted or unsubstituted $C_1 - C_8$ alkyl, $C_2 - C_8$ alkenyl, or $C_2 - C_8$ alkynyl.
30. The composition of claim 27 wherein R_{14} is hydrido and R_2 is benzoyloxy.
31. The composition of claim 27 wherein R_{14} is hydroxy; X_3 is phenyl, 2-furyl, 3-furyl, 2-thienyl, 3-thienyl, 2-pyridyl, 3-pyridyl, 4-pyridyl, $C_2 - C_8$ alkyl, $C_2 - C_8$ alkenyl, or $C_2 - C_8$ alkynyl; X_5 is $-COX_{10}$ and X_{10} is phenyl, or X_5 is $-COOX_{10}$ and X_{10} is t-butyl.
32. The composition of claim 31 wherein X_3 is furyl or thienyl.
33. The composition of claim 32 wherein X_5 is $-COOX_{10}$ and X_{10} is t-butyl.
34. The composition of claim 1 wherein the pharmaceutical composition comprises
- (a) the taxane;
 - (b) a solvent capable of dissolving the taxane;
 - (c) polyoxyethylated castor oil; and
 - (d) a diluent.
35. The composition of claim 34 wherein the solvent capable of dissolving the taxane is ethanol.
36. The composition of claim 34 wherein the diluent is water, saline, dextrose or an electrolyte solution.

37. The composition of claim 34 wherein the solvent capable of dissolving the taxane is ethanol and the diluent is saline.
38. The composition of claim 37 wherein the ethanol and polyoxyethylated castor oil are present in a volumetric ratio of about 1 to 1.
39. A composition as claimed in claim 1, substantially as herein described and illustrated.
40. A new composition, substantially as herein described.