



US00D378273S

United States Patent [19]

[11] Patent Number: **Des. 378,273**

Robbins, III et al.

[45] Date of Patent: ****Mar. 4, 1997**

[54] **DISPENSING CAP**

[75] Inventors: **Edward S. Robbins, III**, 2802 E. Avalon Ave., Muscle Shoals, Ala. 35661; **Gregory S. Burcham**, Spruce Pine, Ala.

[73] Assignee: **Edward S. Robbins, III**, Muscle Shoals, Ala.

[**] Term: **14 Years**

[21] Appl. No.: **42,403**

[22] Filed: **Aug. 8, 1995**

[52] U.S. Cl. **D9/449**

[58] Field of Search D9/434-5, 440, D9/445, 447, 449-50, 454, 523, 525; D7/391-2, 589; 215/228, 235-6, 306, DIG. 7; 220/212, 334, 360, 521; 222/454, 456, 568, 442, 448, 158

3,424,355	1/1969	Blumen .	
3,486,665	12/1969	La Croce .	
3,860,111	1/1975	Thompson .	
3,948,105	4/1976	Johnson, Jr. .	
3,990,598	11/1976	Zapp et al.	215/306 X
4,069,935	1/1978	Hampel .	
4,079,859	3/1978	Jennings .	
4,083,467	4/1978	Mullins et al. .	
4,144,989	3/1979	Joy .	
4,164,301	8/1979	Thayer .	
4,209,100	6/1980	Uhlig .	
4,292,846	10/1981	Barnett .	
4,298,038	11/1981	Jennings .	

(List continued on next page.)

Primary Examiner—James M. Gandy
Assistant Examiner—Cathron B. Matta
Attorney, Agent, or Firm—Nixon & Vanderhye P.C.

[57] **CLAIM**

The ornamental design for a dispensing cap, as shown and described.

DESCRIPTION

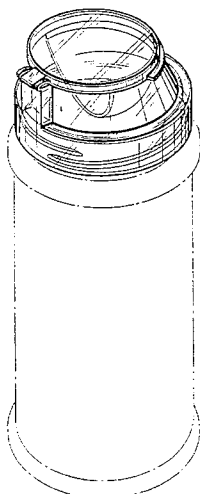
FIG. 1 is a perspective view of a dispensing cap in accordance with my new design;
FIG. 2 is a top plan view thereof, shown at an enlarged scale;
FIG. 3 is a front elevation view thereof;
FIG. 4 is a right side view thereof, the left side view being substantially identical thereto;
FIG. 5 is a rear elevation view thereof;
FIG. 6 is a bottom plan view thereof;
FIG. 7 is a perspective view of a dispensing cap in accordance with a second embodiment of my new design;
FIG. 8 is a top plan view thereof, shown at an enlarged scale;
FIG. 9 is a front elevation view thereof;
FIG. 10 is a right side view thereof, the left side being substantially identical;
FIG. 11 is a rear elevation view thereof; and,
FIG. 12 is a bottom plan view thereof.
The containers illustrated in phantom in FIGS. 1 and 7 are merely intended to show my new dispensing cap in its intended environment and otherwise form no part of the claimed subject matter.

1 Claim, 8 Drawing Sheets

[56] **References Cited**

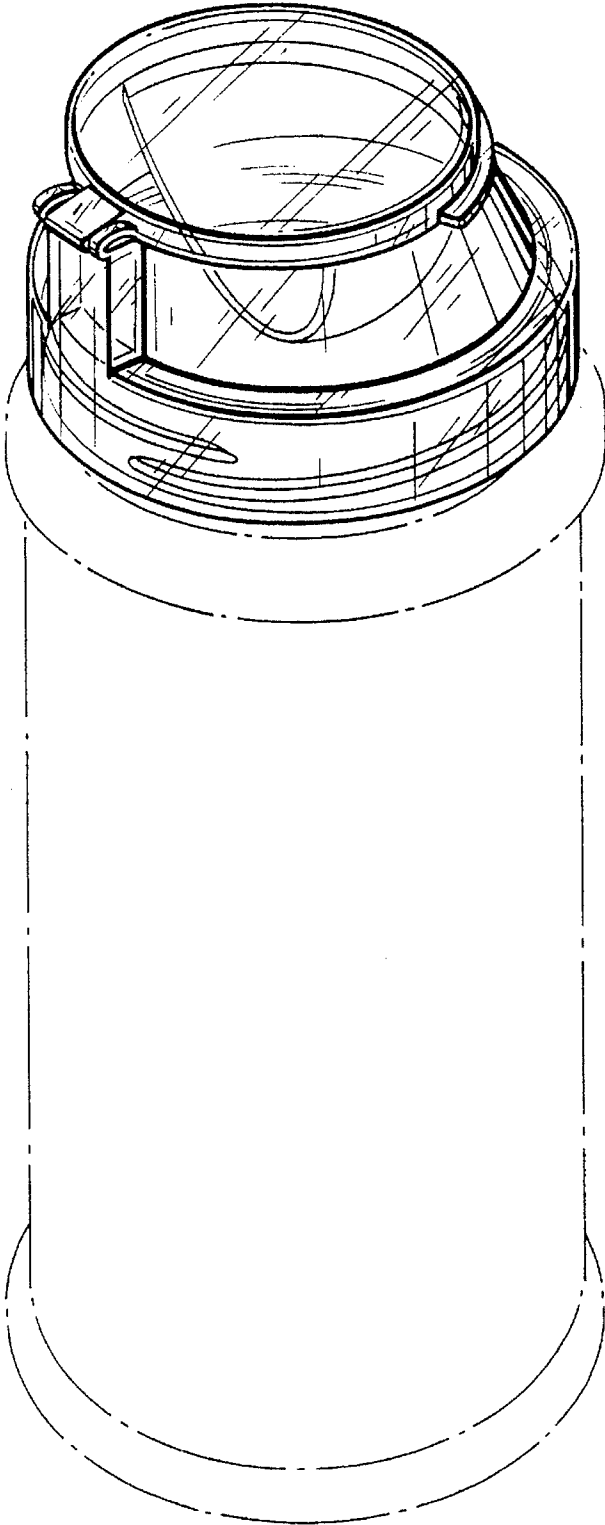
U.S. PATENT DOCUMENTS

D. 323,781	2/1992	Hamly et al. .	
D. 350,877	9/1994	Van Walkenburg et al. .	
D. 363,649	10/1995	Robbins, III	D7/612
D. 370,630	6/1996	Robbins, III	D9/449
1,273,012	7/1918	Souther .	
1,714,368	5/1929	Hobson .	
1,802,284	4/1931	Stoddard .	
2,214,437	9/1940	Punte et al. .	
2,339,644	1/1944	Lucas .	
2,370,820	3/1945	Stott .	
2,449,285	9/1948	Ekstrom .	
2,784,884	3/1957	Borie, Jr. .	
2,804,103	8/1957	Wall .	
2,811,281	10/1957	Donovan .	
2,840,124	6/1958	Greene .	
2,844,266	7/1958	Hofe .	
2,969,167	1/1961	Libit .	
2,985,343	5/1961	Mask .	
3,020,659	2/1962	Paulini .	
3,033,420	5/1962	Thomas et al. .	
3,140,799	7/1964	Mehr .	
3,168,223	2/1965	Capers .	
3,318,494	5/1967	Porter et al.	D9/450 X



U.S. PATENT DOCUMENTS				
		4,723,693	2/1988	DeCoster .
		4,736,858	4/1988	Shastal 215/236
		4,802,597	2/1989	Dubach .
		4,898,292	2/1990	VerWeyst et al. .
		4,930,688	6/1990	Arona-Delonghi .
		4,936,494	6/1990	Weidman .
		4,955,513	9/1990	Bennett .
		4,961,521	10/1990	Eckman .
		5,011,048	4/1991	Mark .
		5,064,106	11/1991	Butler et al. .
		5,085,331	2/1992	Groya et al. .
		5,139,181	8/1992	VerWeyst .
		5,411,186	5/1995	Robbins, III 222/442
		5,465,871	11/1995	Robbins, III 222/23
		5,487,494	1/1996	Robbins, III 222/158
		5,489,049	2/1996	Robbins, III 222/448
4,318,500	3/1982			Melikian .
4,346,823	8/1982			Eppenbach .
4,376,497	3/1983			Mumford .
4,399,928	8/1983			Klingler .
4,408,703	10/1983			Libit .
4,544,063	10/1985			Neward .
4,580,687	4/1986			Lewis .
4,606,481	4/1986			Conti et al. .
4,610,371	9/1986			Karkiewicz .
4,613,057	9/1986			Sacchetti et al. .
4,635,828	1/1987			Kaufman .
4,643,881	2/1987			Alexander et al. .
4,646,948	3/1987			Jennings .
4,691,821	9/1987			Hofmann .
4,693,399	9/1987			Hickman et al. .
4,714,181	12/1987			Kozlowski et al. .

FIG. 1



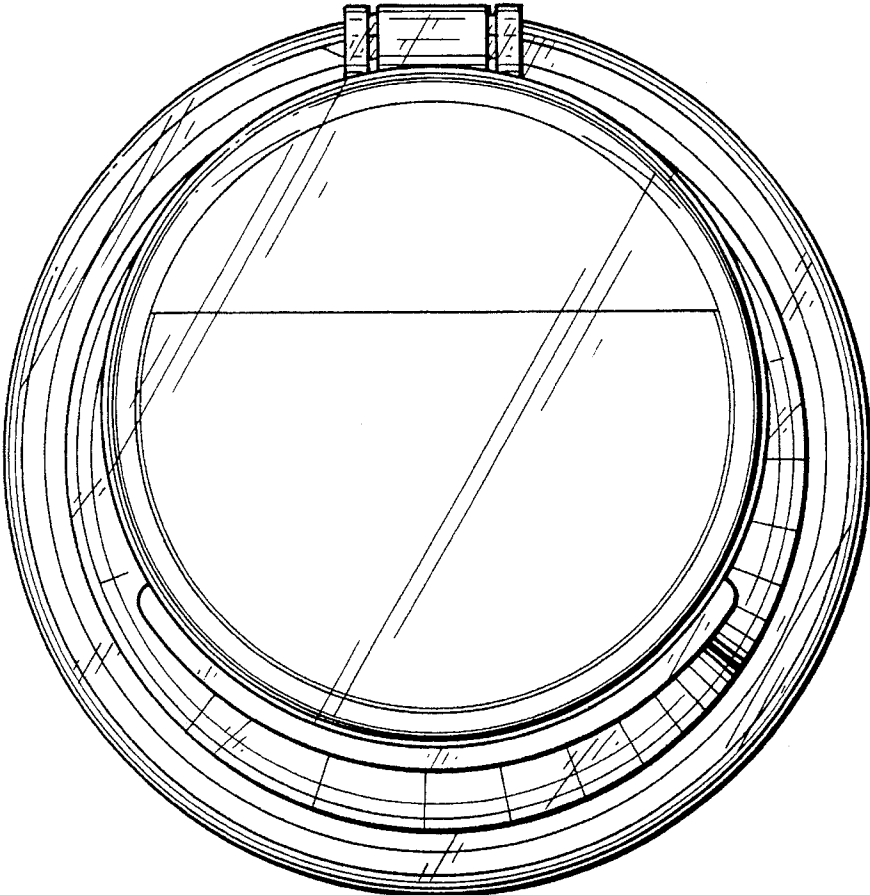



FIG. 2

FIG. 3



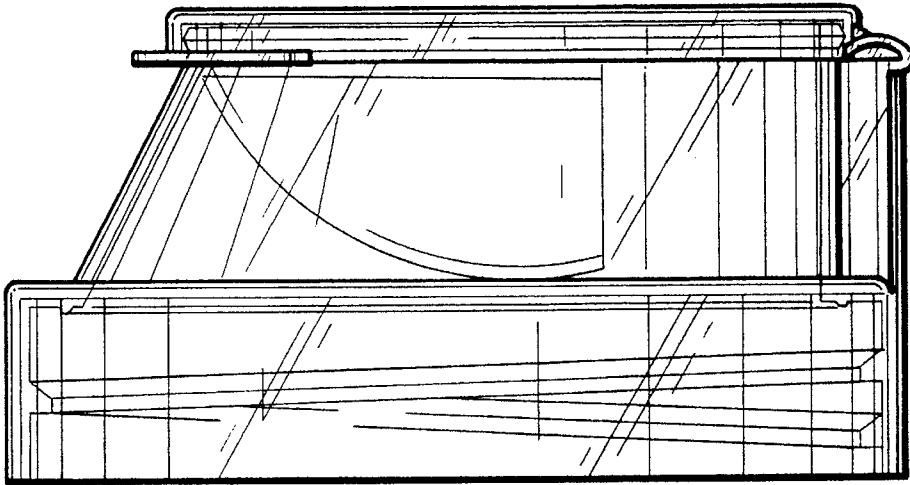


FIG. 4

FIG. 5

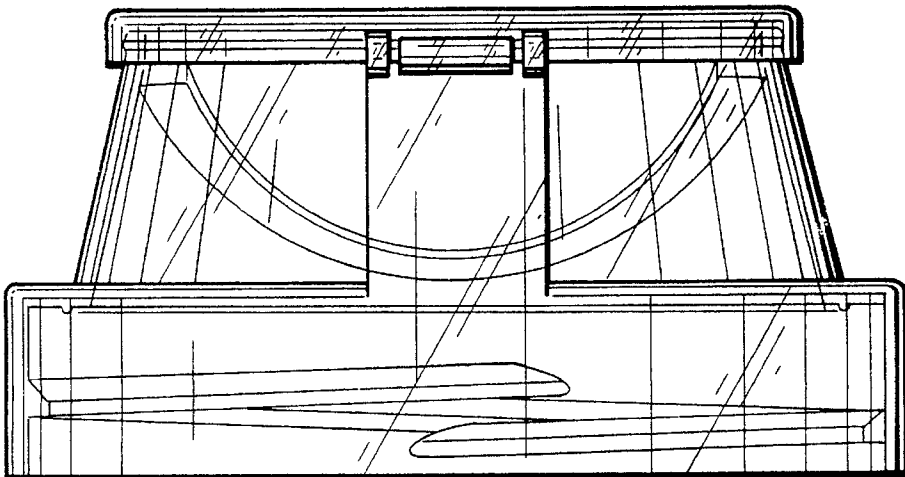


FIG. 6

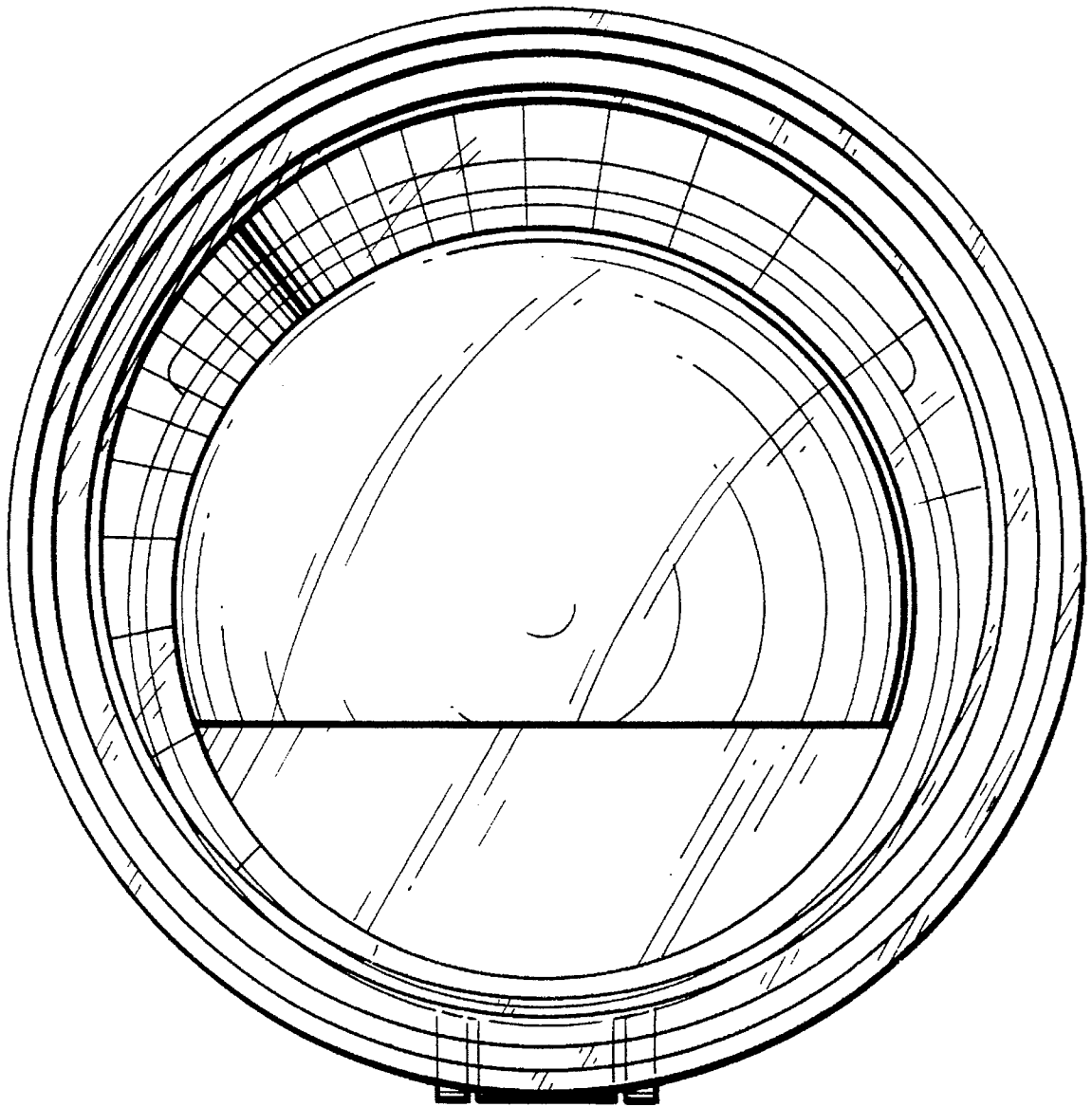
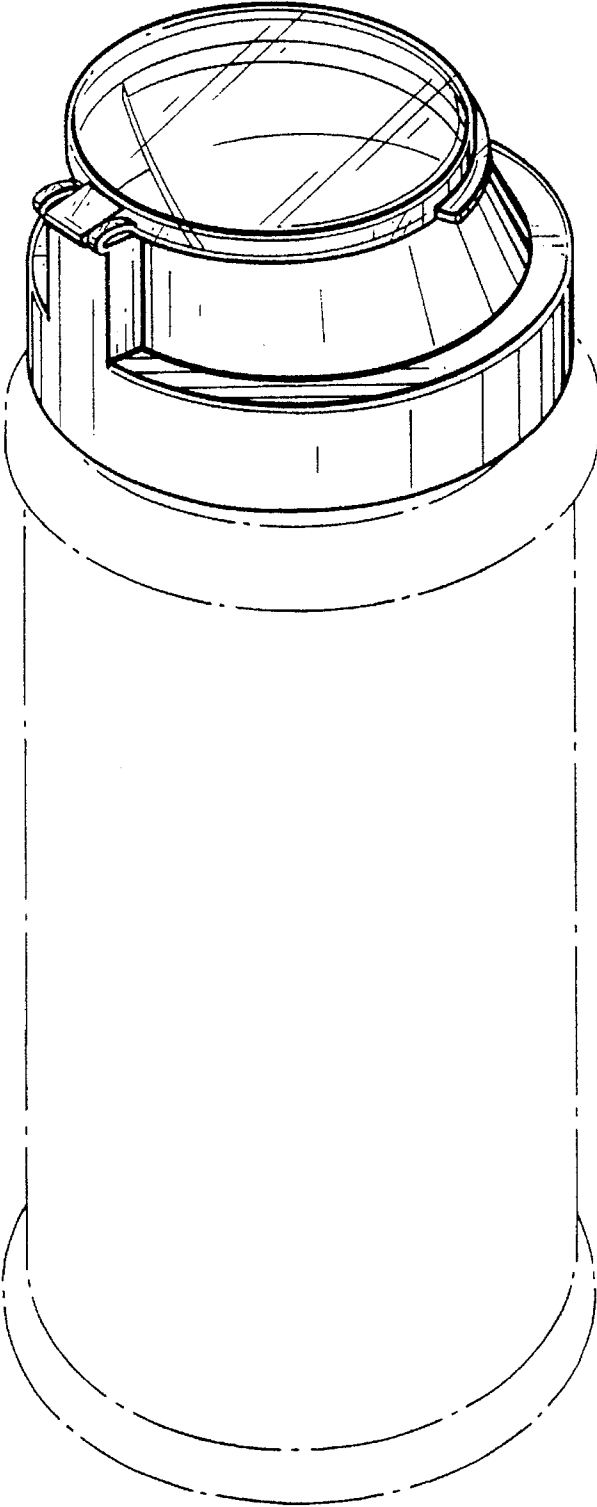


FIG. 7



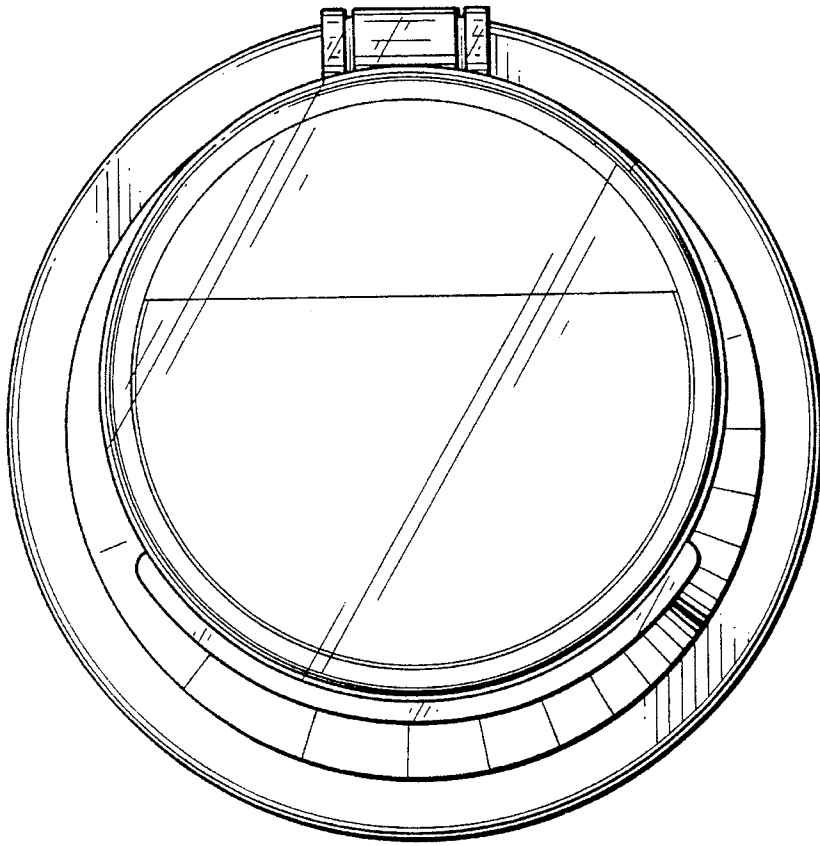
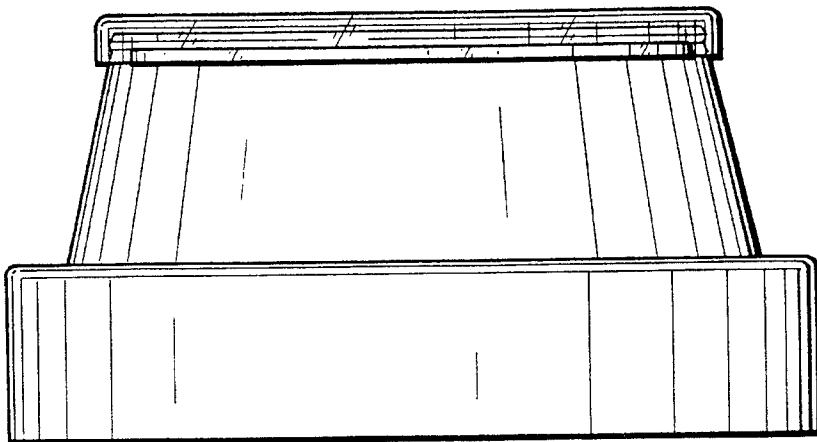


FIG. 8

FIG. 9



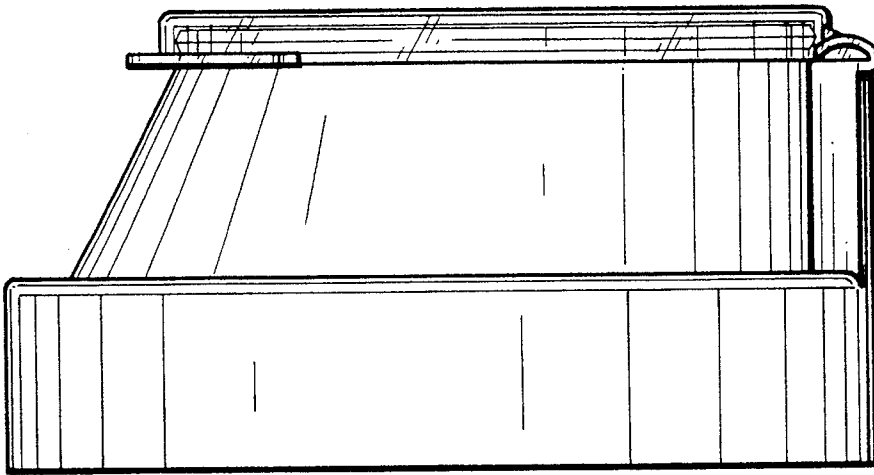


FIG. 10

FIG. 11

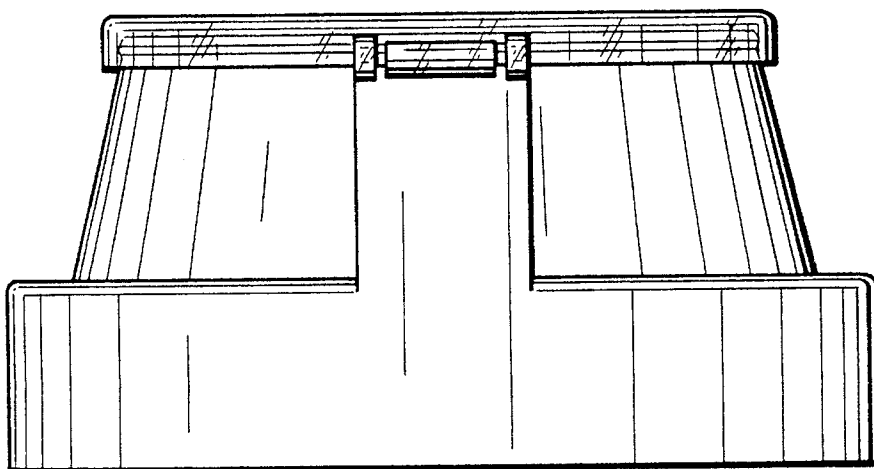


FIG. 12

