

(12) INTERNATIONAL APPLICATION PUBLISHED UNDER THE PATENT COOPERATION TREATY (PCT)

(19) World Intellectual Property Organization
International Bureau



(43) International Publication Date
21 February 2002 (21.02.2002)

PCT

(10) International Publication Number
WO 02/14382 A1

- (51) International Patent Classification⁷: C08F 8/32, 212/08, G03C 1/72, G03F 9/00
- (21) International Application Number: PCT/US01/08603
- (22) International Filing Date: 15 March 2001 (15.03.2001)
- (25) Filing Language: English
- (26) Publication Language: English
- (30) Priority Data:
09/640,227 16 August 2000 (16.08.2000) US
- (71) Applicant: BREWER SCIENCE, INC. [US/US]; 2401 Brewer Drive, Rolla, MO 65401-9926 (US).
- (72) Inventors: XU, Gu; 25 MacFarland Drive, Rolla, MO 65401 (US). BREWER, Dan, W.; 519 W. Springfield, St. James, MO 65559 (US). LIMMER, Timothy; 603 Curtis Drive, Rolla, MO 65401 (US). STRODER, Mike; 3412 S. Willow Wick Trail, Springfield, MO 65809 (US). FOWLER, Shelly; 16896 County Road 5250, Rolla, MO 65401 (US). MAYO, Jonathon; 12402 County Road 8010, Rolla, MO 65401 (US).
- (74) Agent: BORNMAN, Tracy; Hovey, Williams, Timmons & Collins, Suite 400, 2405 Grand Boulevard, Kansas City, MO 64108-9926 (US).
- (81) Designated States (*national*): AE, AG, AL, AM, AT, AU, AZ, BA, BB, BG, BR, BY, BZ, CA, CH, CN, CR, CU, CZ, DE, DK, DM, DZ, EE, ES, FI, GB, GD, GE, GH, GM, HR, HU, ID, IL, IN, IS, JP, KE, KG, KP, KR, KZ, LC, LK, LR, LS, LT, LU, LV, MA, MD, MG, MK, MN, MW, MX, MZ, NO, NZ, PL, PT, RO, RU, SD, SE, SG, SI, SK, SL, TJ, TM, TR, TT, TZ, UA, UG, UZ, VN, YU, ZA, ZW.
- (84) Designated States (*regional*): ARIPO patent (GH, GM, KE, LS, MW, MZ, SD, SL, SZ, TZ, UG, ZW), Eurasian patent (AM, AZ, BY, KG, KZ, MD, RU, TJ, TM), European patent (AT, BE, CH, CY, DE, DK, ES, FI, FR, GB, GR, IE, IT, LU, MC, NL, PT, SE, TR), OAPI patent (BF, BJ, CF, CG, CI, CM, GA, GN, GW, ML, MR, NE, SN, TD, TG).

Published:

— with international search report

For two-letter codes and other abbreviations, refer to the "Guidance Notes on Codes and Abbreviations" appearing at the beginning of each regular issue of the PCT Gazette.



WO 02/14382 A1

(54) Title: PHOTSENSITIVE RESIN COMPOSITIONS FOR COLOR FILTER APPLICATIONS

(57) Abstract: New polymers, compositions comprising these polymers, and methods of using these compositions are provided. The polymers comprise styrene and maleic anhydride monomers with at least some of the maleic anhydride monomers having certain functional groups bonded thereto. Preferred functional groups include those derived from adhesion promoters (e.g., 2-aminophenol), photoinitiators (e.g., 4-aminoacetophenone), and solubilizers (e.g., 4-aminobenzoic acid). The polymers can be incorporated according to conventional processes into compositions which are then used to form a color filter to be used in a liquid crystal display. The final color filter has a high resolution, is highly resistant to solvents typically used in the color filter manufacturing process, is strongly adhered to the color filter substrate, has superior optical clarity, is highly soluble in a wide range of alkali developers, and has excellent heat and UV light stability.

PHOTOSENSITIVE RESIN COMPOSITIONS FOR
COLOR FILTER APPLICATIONS

BACKGROUND OF THE INVENTION

5 Field of the Invention

The present invention is broadly concerned with new polymers, compositions comprising these polymers, and methods of using these compositions to form a color filter for use in a liquid crystal display. More particularly, the polymers comprise recurring monomers of styrene and maleic anhydride with amino functional groups (e.g., 4-aminoacetophenone, 2-aminophenol, 4-aminobenzoic acid) bonded to at least some of the maleic anhydride monomers.

Description of the Prior Art

5 Color filters are commonly used in liquid crystal display panels, imaging devices, and similar items, and are generally comprise a mosaic of pixels or as a striped pattern. A liquid crystal display is usually produced by forming a multicolor image layer on a transparent glass substrate. The multicolor image layer typically contains red, green, and blue picture elements and, in some cases, also includes a black-colored or black-shaded matrix. A protective layer is then formed on the multicolored image layer, and a transparent conductive layer is subsequently formed on the protective layer, usually by sputtering of indium-tin-oxide (ITO). In the case of a super twisted nematic (STN)-type or a ferroelectric liquid crystal-type panel, the transparent conductive layer is further processed through photolithography to yield a color filter equipped with a transparent electrode, after which an oriented film is formed on the transparent electrode. That substrate and another similarly-formed substrate are sealed together with a gap therebetween, with liquid crystals being poured between the two substrates to yield the display panel.

In the past, the protective layer has been formed on the multicolor image layer for a variety of reasons. For example, the protective layer protects the multicolor image layer from various chemicals (e.g., solvents for the photoresist, acidic etching solutions, basic resist release solutions, solvents for the oriented film coating) used in the photolithographic process carried out to produce the transparent conductive layer. Furthermore, the protective layer gives flatness to the multicolor image layer and assists in maintaining the gap between the two substrates into which the liquid crystals are poured. It is important that the protective layer is transparent (without cloudiness or

turbidness) in the visible light region, and that the layer is strongly adhered to both the multicolor image layer and to the substrate.

Recently, there has been a demand to remove the protective layer in order to insure sealing in the non-image portions. As a result, the color layer must be formulated to function in the same manner as the protective layer. Photosensitive resin-type binders are generally used as binders for the color layer in order to enable the layer to meet the above-described requirements. The most popular of these binder resins are those which can be crosslinked by a photo-induced reaction when exposed to UV light. The unexposed portions can then be developed in aqueous alkali solutions which are safe and are the environmentally preferred solutions. The resin is thereafter further cured by heating to give increased chemical resistance.

Color filters containing such a photosensitive resin are prepared by dispersing pigments in the resin. The resin/pigment system also includes dispersing agents which stabilize the pigment dispersion, surfactants which improve the coating smoothness, an addition-polymerizable monomer having an ethylenically unsaturated double bond which improves photo-crosslinking density, and photoinitiators for catalyzing the photo-crosslinking reaction.

The color filters must have several other properties in addition to the properties discussed above with respect to the protective layer. For example, the color filter must be able to define a clear pattern of pixels or stripes at small dimensions (e.g., pixel sizes as small as 5 μm). To produce a distinct image without blurriness or fuzziness, the pixels must also be of uniform size and thickness and have straight, clean edges without roughness or pigment residue. Furthermore, the pigments in the composition used in forming the color filter must remain dispersed in the composition over long periods of time, and the composition must also maintain color purity even after prolonged exposure to light. That is, there should be little or no yellowing or discoloration of either the photosensitive resin or the pigments of the composition. Finally, the resulting color filter must be readily processible by standard photolithographic techniques (e.g., the color filter should not require a broadband UV exposure of over 600 millijoules).

Examples of known photosensitive resins for color filters are described in U.S. Patent Nos. 5,445,919 to Wakata et al., 5,514,502 to Wakata et al., and 5,650,263 to Wakata et al. These patents describe photopolymerizable compositions which comprise a photopolymerization initiator or a photopolymerization initiator system, an addition-polymerizable monomer having at least one ethylenically unsaturated double bond, and a resin obtained by reaction of an anhydride-containing copolymer having a number

average molecular weight of 500 to 30,000. This resin has primary amines in a ratio to the copolymer at 0.1 to 1.0 equivalent per equivalent of the anhydride in the copolymer.

Another resin of this type is disclosed in U.S. Patent No. 5,641,594 to Kudo et al. This composition includes: a polymer having alcoholic or phenolic hydroxyl groups; a compound capable of producing a nitrene when irradiated with an actinic radiation; a pigment; and a solvent. The composition can further contain a heat crosslinking agent and/or a compound having a polymerizable double bond in addition to the above ingredients.

The compositions described in the '919, '502, '263, and '594 are inadequate for developing color filters with sufficient resolution and small pixel size required in modern high-resolution devices. While these compositions may satisfy some of the requirements described above, none of these resins can meet all color filter needs, especially at 2-4 μm resolution. Furthermore, these compositions require the use of a thermal-crosslinking agent such as tris(acryloxyethyl) isocyanurate, diisocyanates, or methacrylate melamine compounds. While such additives can improve film hardness and chemical resistance, they are difficult to use and environmentally unfriendly. Isocyanates in particular are known carcinogens.

U.S. Patent No. 5,998,091 to Suzuki describes the synthesis of various monomers, that may be useful for the synthesis of a photosensitive resin which can be used to manufacture color filter materials. While this patent discloses various monomer structures which aid in adhesion to the substrate, alkaline solubility, and pigment dispersion stability, it does not disclose a final polymer composition which can meet the needs described above. In particular, this patent does not disclose a composition which has high photosensitivity, film hardness, and chemical resistance required for color filter materials.

European Patent Application No. 780,731 describes a photosensitive resin which incorporates a phosphoric methacrylate resin, in addition to the photosensitive resin to improve solubility in alkali developer. However, this system discloses nonhomogenous intermixing of the two binder resins which can result in uneven develop characteristics across the entire color filter panel. This is especially true at 2-4 μm pixel sizes, where uniform development is very critical.

U.S. Patent No. 6,007,966 to Lin describes an alkali-developable, negative acting photosensitive composition which comprises a polymer binder, a photoinitiator, and an unsaturated photomonomer. The polymer binder is prepared from a reaction

among a styrene-maleic anhydride resin containing repeating units of styrene and anhydride groups, an unsaturated compound containing at least one hydroxy group and at least three acrylic groups, and a saturated alcohol. This resin system is not optimized for high resolution color filter applications, instead it is designed for the manufacture of printed circuit boards, which have large feature sizes. Thus, this system cannot be used to produce a color filter pattern with clear 2-4 μm resolution.

U.S. Patent No. 6,051,367 to Kunita et al. a photopolymerizable composition which comprises a compound having one or more addition-polymerizable ethylenically unsaturated bonds and a specific oxime ether compound. However, this compound produces a film where unexposed areas are not developable in aqueous alkali solutions, but instead require a solvent developer. Furthermore, this composition is not suitable for achieving 2-4 μm high resolution patterns.

U.S. Patent No. 6,027,856 to Nozaki et al. describes a negative-type resist composition which is developable in a basic aqueous solution and comprises a film-formable, basic aqueous solution-soluble polymer with an alkali-soluble group. The composition also includes a compound with an allyl alcohol structure and a photoacid generator which when decomposed by absorption of image-forming radiation causes the compound with an allyl alcohol structure to become a protecting group for the alkali-soluble group, as well as a resist pattern-forming process which employs it. A basic aqueous solution can be used as the developing solution, however, the photoacid generator used in this composition requires an extra hotplate bake process step over conventional color filter materials. Also, as this composition is a negative photoresist, it is not formulated to support pigment dispersions which are used in color filter materials.

SUMMARY OF THE INVENTION

The present invention overcomes the problems of the prior art by broadly providing new polymers, compositions comprising these polymers, and methods of using these compositions to form color filters for use in a liquid crystal display.

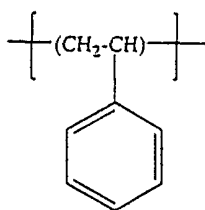
In more detail, the polymers according to the invention comprise various functional groups (e.g., adhesion promoting groups, photoinitiating groups, solubilizing groups) grafted onto or bonded to at least some of the maleic anhydride monomers of a precursor polymer comprising styrene and maleic anhydride monomers. The precursor polymers can include other monomers in addition to styrene and maleic anhydride, but it is preferred that a styrene-maleic anhydride (SMA) copolymer be

utilized. Preferably, the molar ratio of styrene:maleic anhydride in the precursor polymer is from about 1:1 to about 4:1, preferably from about 2:1 to about 4:1, and more preferably about 3:1. The preferred functional groups comprise an aryl moiety with at least one amino group bonded thereto.

The inventive polymer is formed by reacting the selected functional group(s) (either one at a time or simultaneously) with the precursor polymer under conditions to cause at least some of the maleic anhydride rings (preferably at least about 60% of the rings) of the precursor polymer to break and nitrogen atoms from at least one of the respective amino groups to bond to the carbon atom of one of the carbonyl groups on the resulting maleic anhydride moiety. Thus, polymers formed according to the invention will comprise recurring monomers of the formulas

SCHEME A

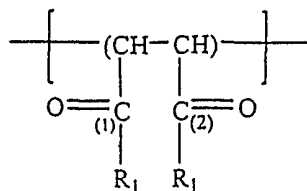
the styrene monomer



and

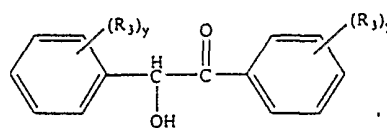
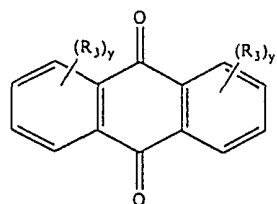
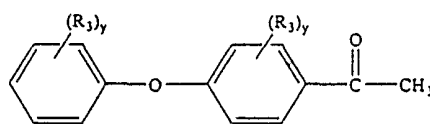
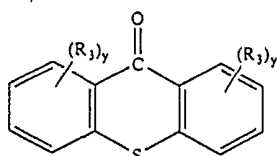
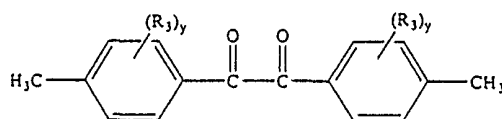
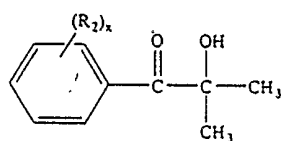
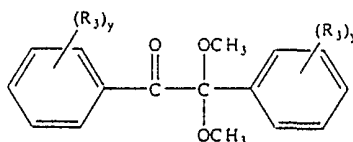
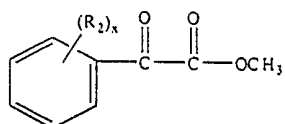
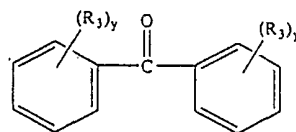
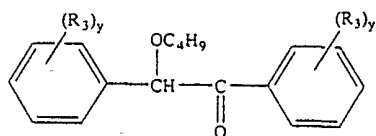
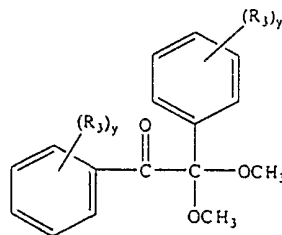
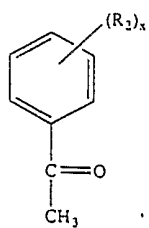
SCHEME B

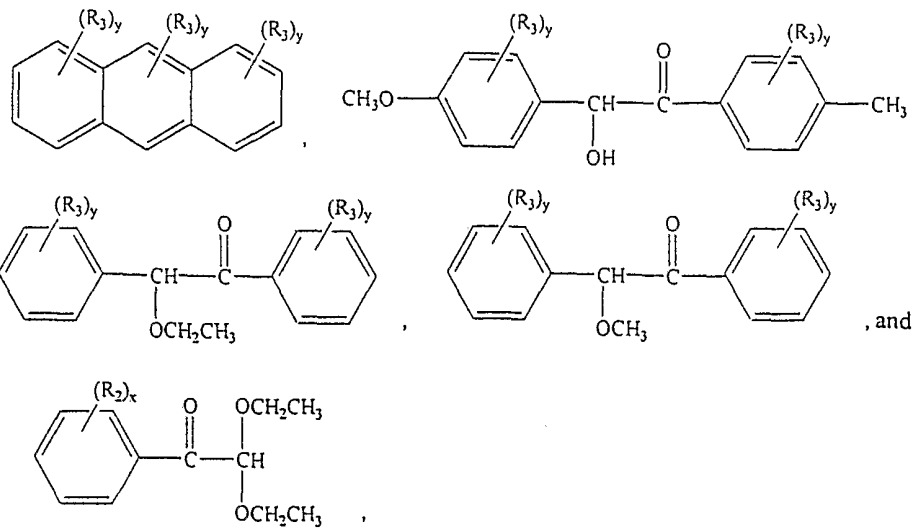
the maleic anhydride moiety with
functional group(s) bonded thereto



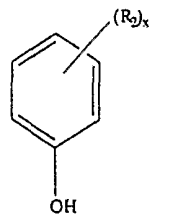
wherein R_1 is a compound selected from the group consisting of -OH and compounds represented by the following formulas:

PHOTOINITIATORS

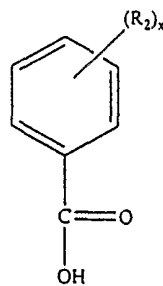




5 *ADHESION PROMOTORS*



SOLUBILIZERS



wherein in the above structural formulas:

each R_2 is individually selected from the group consisting of hydrogen, $-NH_2$, and $-NH$;

x is a number ranging from about 1-5, and preferably from about 1-2;

at least one R₂ is -NH and the at least one -NH is bonded to one of the carbon atoms labeled with a (1) or a (2);

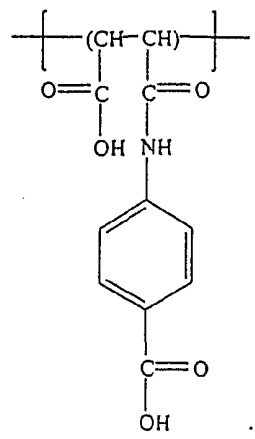
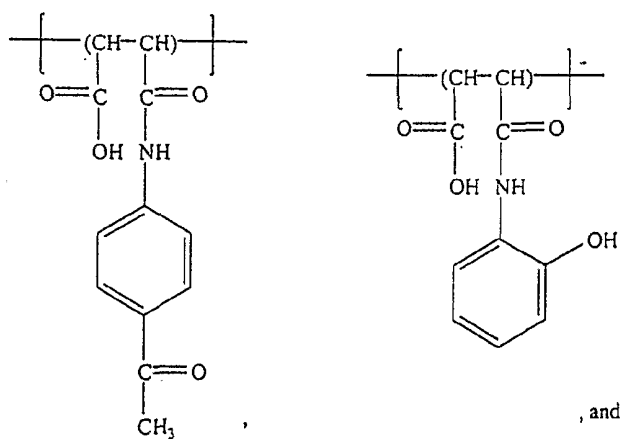
5 each R₃ is individually selected from the group consisting of hydrogen, -NH₂, and -NH;

y is a number ranging from about 0-5, and preferably from about 1-2; and

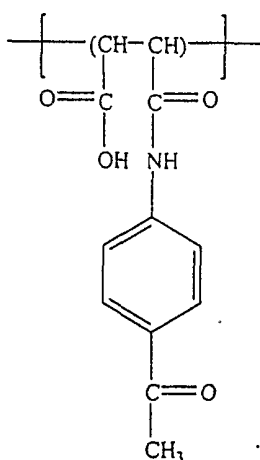
10 at least one R₃ is -NH and the at least one -NH is bonded to one of the carbon atoms labeled with a (1) or a (2),

with at least one R₁ being one of the compounds represented by the above formulas (i.e., a compound other than an -OH group).

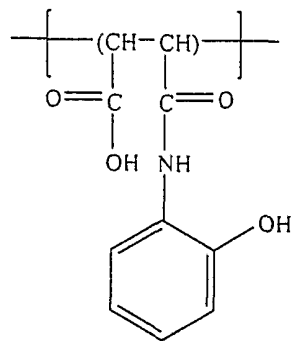
In a particularly preferred embodiment, the polymer comprises recurring monomers of at least one of the structures of each class represented in the above formulas (i.e., at least one adhesion promoter, at least one photoinitiator, and at least one solubilizer). Even more preferably, the polymers include recurring monomers of each of the following formulas (i.e., the polymers include 4-aminoacetophenone, 2-aminophenol, and 4-aminobenzoic acid each individually reacted with at least one of the maleic anhydride monomers of the particular polymer).



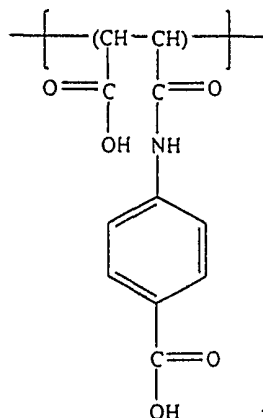
In an alternate embodiment, the polymer comprises a photoinitiator bonded thereto. The molar ratio of photoinitiator:maleic anhydride should be from about 1:20 to about 1:1.45, preferably from about 1:20 to about 1:2.5, and more preferably from about 1:10 to about 1:5. The photoinitiator is useful because it improves the degree of crosslinking of color filter compositions including the inventive polymers. Enhanced crosslinking improves pattern resolution, substrate adhesion, film hardness, and chemical resistance of films or layers formed from such filter compositions. A particularly preferred monomer comprising a maleic anhydride moiety reacted with a photoinitiator is represented by the formula



The polymer preferably further comprises an adhesion promoting group bonded thereto. This is beneficial for forming a pigmented color filter composition which will strongly adhere to the substrate of the liquid crystal display panel thus improving pattern resolution and edge sharpness. The adhesion promoting group should comprise from about 2-50% by weight, preferably from about 2-25% by weight, and more preferably from about 4-10% by weight of the polymer, with the percentage by weight being based upon the total weight of the polymer taken as 100% by weight and referring only to the weight attributable to the adhesion promoting portion of the polymer (i.e., not including the weight of the maleic anhydride moiety to which the adhesion promoter is bonded). The preferred monomer comprising a maleic anhydride moiety reacted with an adhesion promoter is represented by formula



It is also preferred that the polymer comprise a functional group bonded thereto which acts to improve the solubility of compositions including the inventive polymer in aqueous alkali developers such as tetramethylammonium hydroxide, potassium hydroxide, and sodium carbonate developers. Improved solubility in the developer will lead to improved pattern resolution and edge sharpness of the color filter. This solubility-improving monomer preferably comprises from about 2-50% by weight, preferably from about 2-20% by weight, and more preferably from about 4-10% by weight, with the percentages by weight being based upon the total weight of the polymer taken as 100% by weight and referring only to the weight attributable to the solubilizing portion of the polymer (i.e., not including the weight of the maleic anhydride moiety to which the solubilizer is bonded). A particularly preferred monomer comprising a maleic anhydride moiety reacted with a solubilizing compound is represented by the formula



The polymers formed according to the invention have an average molecular weight of from about 7,000-13,000 Daltons, and preferably from about 9,000-11,000 Daltons. It will be appreciated that these polymers can be incorporated into compositions which are used to form the pixels on an image layer of a liquid crystal display. Such compositions can be formed according to known preparation procedures. For example, a pigment slurry can be prepared by mixing the desired types and concentrations of pigments with dispersants and/or solvents for the particular pigments. A colored pigment mother liquor can be prepared by mixing a binder resin solution comprising the inventive polymer with the pigment slurry. The resulting mixture is then ground, and a surfactant solution is mixed therewith. The pigment mother liquor is mixed with the desired curing agents, solvents, surfactants, and any other desired ingredients followed by filtering of the mixture to an average particle size of less than about 0.2 μm .

The resulting colored, photosensitive coating composition can then be applied to a substrate (e.g., glass, silicon, ITO glass, color filter layers, etc.) by conventional processes (such as by spin-coating at about 1000 rpm followed by baking on a hotplate at about 100°C). The coated film is exposed through a mask to light at the desired wavelength (e.g., from about 200-500 nm) followed by developing of the film, preferably in a basic developer (e.g., MF312-D27, available from Shipley Company). Finally, the developed film is cured on a hotplate under vacuum at a temperature of from about 150-210°C, and the process is repeated as necessary with different pigment colors to obtain differently colored pixels as desired for the particular application (e.g., red, green, and blue pixels), and a protective layer can be applied to the final image layer and cured.

Advantageously, coating compositions utilizing the polymers of the invention give a solvent resistance test result (as defined in Example 7) of less than about 5, preferably less than about 3, and more preferably less than about 2 when PGMEA is used as the solvent. Thus, the resulting films are highly solvent resistant and do not require the use of additional thermal crosslinking agents such as diisocyanates which are hazardous to the user as well as to the environment.

Also, a color filter formed according to the invention comprising an image layer having a thickness of about 1.5 μm will transmit from about 70-95%, preferably from about 80-95%, and more preferably from about 85-90% of light at a wavelength of from about 400-700 nm. Additionally, the inventive color filters will have a resolution of less than about 5 μm , preferably from about 2-4 μm , and more preferably from about

1-2 μm , as determined by a scanning electron microscope. A film formed from compositions comprising the inventive polymers and deposited and cured on a substrate will have a pencil hardness (as determined by JIS K5400) of at least about 4H, and preferably at least about 8H.

5 Furthermore, films formed from the inventive compositions are highly soluble in alkali developers and exhibit essentially no discoloration or yellowing when exposed to UV light for up to about 2 million lux-hours or when exposed to curing temperatures for time periods of up to about 7 hours. Finally, films formed with the inventive compositions adhere strongly to substrate surfaces and exhibit excellent flatness even
0 over topographical surfaces.

DETAILED DESCRIPTION OF THE PREFERRED EMBODIMENTS

EXAMPLES

5 The following examples set forth preferred methods in accordance with the invention. It is to be understood, however, that these examples are provided by way of illustration and nothing therein should be taken as a limitation upon the overall scope of the invention.

EXAMPLE 1

Binder Resin Synthesis

0 In this example, 300 g of poly(styrene-co-maleic anhydride) (SMA) were dissolved in 1,000 g of propylene glycol methyl ether acetate (PGMEA) to form an SMA polymer solution. The molar ratio of styrene to maleic anhydride was 3:1, and
5 the molecular weight of the polymer was about 11,000 Daltons.

Next, 45.62 g (337.5 mmoles) of 4-aminoacetophenone were transferred from a flask to a 3,000 mL glass flask containing 1,200 g of the SMA polymer solution. PGMEA (32 g) was used to rinse residual 4-aminoacetophenone from the flask in which it was stored. The reaction of grafting the amino group of the 4-aminoacetophenone to
0 the anhydride group of the polymer was carried out for 24 hours at ambient conditions while stirring and under nitrogen. PGMEA (32 g) and 14.73 g (135.0 mmoles) of 2-aminophenol were added to the reaction mixture, and the reaction was continued for 8
5 more hours. Next, 10.54 g (76.0 mmoles) of 4-aminobenzoic acid and 32 g of PGMEA were added to the mixture, and the reaction was continued for another 48 hours.

EXAMPLE 2

Binder Resin Synthesis

In this example, 1,200 g of the SMA polymer solution prepared in Example 1 were mixed with the following compounds in a 3,000 mL glass flask: 45.62 g (337.5 mmoles) of 4-aminoacetophenone; 14.73 g (135.0 mmoles) of 2-aminophenol; and 10.54 g (76.9 mmoles) of 4-aminobenzoic acid. The flask was then rinsed with 96 g of PGMEA, and nitrogen was introduced into the flask. The reaction was carried out for 72 hours at ambient conditions while stirring. Subsequent analysis by infrared spectroscopy showed that the simultaneous reaction of SMA with the 3 amino compounds as described here gave the same binder resin composition as was obtained in Example 1 where the amino compounds were reacted sequentially with the SMA polymer.

EXAMPLE 3

Binder Resin Synthesis

In this example, 300 g of SMA were dissolved in 1,000 g of cyclohexanone to form an SMA polymer solution. The molar ratio of styrene to maleic anhydride was 3:1, and the molecular weight of the polymer was about 11,000 Daltons.

Next, 1,200 g of the SMA polymer solution were mixed with the following compounds in a 3,000 mL glass flask: 27.4 g (202.7 mmoles) of 4-aminoacetophenone; 14.76 g (135.3 mmoles) of 2-aminophenol; and 27.8 g (202.8 mmoles) of 4-aminobenzoic acid. A total of 96 g of cyclohexanone was used to rinse the residual amino compounds from their respective flasks, and nitrogen was introduced into the 3,000 mL flask. The reaction of grafting the amino groups to the respective anhydride groups of the polymer was carried out for 72 hours under ambient conditions while stirring.

EXAMPLE 4

Color Filter Coating Formulation, Deposition, and Patterning

Solsperse 22000 dispersant (3.06 g, available from Zeneca) and Solsperse 5000 dispersant (1.52 g, also available from Zeneca) were dissolved in 104 g of methyl ethyl ketone (MEK). To the resulting of the dispersion, 40.78 g of BASF L9361 green pigment and 10.21 g of yellow high resolution (HR) pigment (available from Dominion Color Corporation) were added while stirring to form a first solution. A second solution containing 74.37 g Solsperse 24000 (available from Zeneca) in cyclohexanone

and PGMEA (solvent weight ratio of 1:1 and a solids content of 18% by weight) was mixed with the first solution. The resulting pigment mixture was ground into a slurry for 1 hour in a mill containing glass beads. The pigment slurry was stored for at least 12 hours in ambient conditions prior to use.

5 A mother liquor was formed by mixing 65 g of the binder resin solution prepared in Example 3 with 100 g of the green pigment slurry. The resulting mixture was ground for 1 hour in a mill, and a surfactant solution containing 0.2 g FC171 fluorosurfactant (available from 3M) in 55 g of MEK was added to the mill. The green pigment mother liquor was then ground for another 1/2 hour.

10 Next, 100 g of the green pigment mother liquor were mixed with the following compounds for 1 hour under ambient conditions: 0.05 g of FC430 fluorosurfactant (available from 3M); 5 g of dipentaerythritol pentacrylate esters (DPEPA, obtained from Sartomer under the name SR399); 1 g of octyl para-(dimethylamino)benzoate (ODAB); 25 g of MEK; 3 g of Irgacure 784 (available from Ciba); and 1 g of Irgacure 369 (also available from Ciba). The final photosensitive green coating was filtered through a filter having a pore size of 0.2 μm .

15 The filtered photosensitive green coating was then spin-coated at 850 rpm for 60 seconds onto a 4-inch silicon wafer to form a film which was then soft-baked on a hotplate (i.e., contacting the hotplate, but with no vacuum being applied) at 100°C for 60 seconds. Using an I-line stepper, the film was exposed to 600 mJ/cm² of energy. The exposed green resin film was developed by dipping in a basic developer (MF312-D227, available from Shipley) for 25 seconds followed by immersing in deionized water for 20-25 seconds, rinsing with deionized water for 20-25 seconds, and finally curing for 10 minutes on a hotplate under vacuum at 250°C. The maximum transmittance of the green color filter (determined prior to developing of the film) at a light wavelength of about 560 nm was about 85% at a film thickness of 1.5 μm .

20 Properties of the green photosensitive coating were determined by using an optical microscope (500X) to view a field halfway between the center and the edge of the wafer. From these properties, the resolution (i.e., the smallest pixels achieved on the glass round) was determined to be about 2 μm . These data are recorded in Table

1.

Table 1

PROPERTY	MINIMUM	MAXIMUM
L/S Pair ^a	1 μm	2 μm
Pixel Array ^b	1 μm	3 μm
Hole Array ^c	1 μm	3 μm
Scum ^d	none	none
Isolated Residue	none	none
Thickness ^e	1.45 μm ^f	1.55 μm ^f

^a Line-space pair.

^b Complete and intact 8 x 8 array of pixels.

^c Complete 8 x 8 array of holes free of film all the way to the substrate.

^d Defined as a continuous residue that bridges the gap between pixels.

^e Measured using a Alphastep 200 profilometer.

^f Average thickness of measurements at the following locations on wafer: at about the center of the wafer; about 1/3 of the way from the center to the wafer edge; and about 2/3 of the way from the center to the wafer edge.

EXAMPLE 5

Comparative Example

This test was conducted to compare a green color filter coating using unmodified SMA as the binder and dissolved amino compounds as the coating additives (i.e., no pre-reaction of the SMA and the amino compounds) to the green color filter coating prepared in Example 3.

The SMA polymer solution (65 g) prepared in Example 1 was mixed with 100 g of the green pigment slurry prepared in Example 4 to form a mother liquor. The solution was ground for 1 hour in a mill, and a surfactant solution containing 0.2 g FC171 in 55 g MEK was added to the mill. The green pigment mother liquor was ground for another 1/2 hour.

Next, 100 g of the green pigment mother liquor were mixed with the following compounds for 1 hour under ambient conditions: 0.05 g of FC430 fluorosurfactant; 5 g of DPEPA; 1 g of Irgacure 369; 0.9862 g of 4-aminoacetophenone; 0.3206 g of 2-aminophenol; and 0.2273 g of 4-aminobenzoic acid. The final green photosensitive material was filtered through a filter having a pore size of 0.2 μm .

The filtered photosensitive green coating was spin-coated onto a 3-inch glass round to form a film which was soft-baked on a hotplate at 100°C. After exposure through a quartz mask on an I-line stepper for about 2 minutes, the exposed green resin

film was dipped into a developer (MF312-D27) for 20-40 seconds. The green resin film showed no dissolution selectivity between the exposed and unexposed areas and did not develop. This demonstrated that grafting of 4-aminoacetophenone, 2-aminophenol, and 4-aminobenzoic acid to SMA was necessary to form a patternable color filter coating.

EXAMPLE 6

Comparative Example

This test was conducted to compare a green color filter coating using SMA modified with 2-aminophenol and 4-aminobenzoic acid as the binder and dissolved 4-aminoacetophenone as the coating additive to the green color filter coating prepared in Example 3.

The SMA polymer solution (120 g) prepared in Example 1 was mixed with the following compounds in a 250 mL glass flask: 1.47 g (13.53 mmoles) of 2-aminophenol; and 1.05 g (20.28 mmoles) of 4-aminobenzoic acid. The flask was then rinsed with 9.6 g of PGMEA, and nitrogen was introduced into the flask. The reaction of grafting the amino groups to the respective anhydride groups of the polymer was carried out for 72 hours under ambient conditions while stirring to form a polymer binder solution.

A mother liquor was formed by mixing 65 g of the polymer binder solution with 100 g of the green pigment slurry prepared in Example 4. The solution was ground for 1 hour in a mill, and a surfactant solution containing 0.2 g FC171 in 55 g MEK was added to the mill. The green pigment mother liquor was ground for another 1/2 hour.

Next, 100 g of the green pigment mother liquor were mixed with the following compounds under ambient conditions: 0.05 g of FC430 fluorosurfactant; 5 g of DPEPA; 1 g of ODAB; 25 g of MEK; 3 g of Irgacure 784; 1 g of Irgacure 369; and 0.9862 g of 4-aminoacetophenone. The final photosensitive green coating was filtered through a filter having a pore size of 0.2 μm .

The filter photosensitive coating was spin-coated on a 3-inch glass round to form a film which was soft-baked on a hotplate at 100°C. After exposing the coated film through a quartz mask using an I-line stepper at 300-1000 mj/cm^2 , the exposed green resin film was dipped in a developer (MF312-D27) for 20-40 seconds. The green resin film showed very poor dissolution selectivity between the exposed and unexposed areas. The poor development characteristics demonstrated that grafting 4-aminoacetophenone to SMA prior to formulation and coating was necessary to produce a patternable color filter coating.

EXAMPLE 7

Preparation of Red Color Filter

5 A red color filter coating was formulated by mixing 141.9 g of PGMEA, 91.9 g of Disperbyk 182 (available from BYK), 5.1 g of dipentaerythritol pentacrylate ester (DPEPA), 33.7 g of the binder resin solution prepared in Example 2, 33.3 g of a red pigment (3B-RF, available from CIBA), and 16.1 g of a yellow HR pigment (available from Dominion Color Corporation). This solution was stirred for 10 minutes and added to a grinding mill which was then rinsed with 40 g of PGMEA. Grinding was carried out for one hour.

0 A second solution was prepared by mixing 9.5 g of PGMEA, 15.3 g of DPEPA, and 101.1 g of the binder resin solution prepared in Example 3. This solution was added to the mill containing the red pigment solution prepared above. Next, 30 g of PGMEA was used to rinse the mill. A mother liquor was formed after grinding for one hour. The red pigment mother liquor (55 g) was mixed with the following compounds for one hour under ambient conditions: 0.21 g of ODAB; 17.9 g of PGMEA; 1.49 g of Irgacure 784; and 0.51 g of Irgacure 369. The final photosensitive red coating was filter through a filter having a pore size of 0.20 μm .

EXAMPLE 8

Solvent Resistance Test

0 The solvent resistance test is performed by spin-coating a filter coating onto a glass round at 1000 rpm for 90 seconds. The coated glass round is then baked on a hotplate for 60 seconds followed by exposure at about 500 millijoules. After exposure, the coated round is cured in an oven at 190°C for one hour. The color (i.e., absorbance) of the cured coating is measured with a spectrophotometer across the visible spectrum (400-700 nm). The round is then placed in a solvent for 5 minutes after which it is rinsed with water and dried with high-pressure air. The color is measured again with a spectrophotometer across the visible spectrum. The difference in color is calculated as a ΔE_{ab} value as described by Gunter Wyszecki and W.S. Stiles in *Color Science Concepts and Methods, Quantitative Data and Formulae*. Wiley & Sons, 2d ed., pp. 166-168 (1982).

0 The solvent resistance test was carried out on the inventive green color filter coating formulated in Example 4 and the red color filter coating prepared in Example 7. The results from these tests are set forth in Table 2.

Table 2

	PGMEA	NMP ^a	Acetone	Developer ^b
green	0.55	2.71	1.74	1.04
red	1.68	0.40	1.41	0.57

5

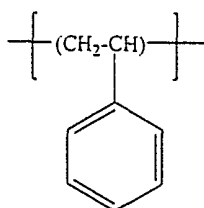
^a N-methyl-2-pyrrolidone.^b A commercial tetramethyl ammonium hydroxide-based photoresist developer.

We Claim:

1. A polymer comprising recurring monomers of the formulas

5

Scheme A

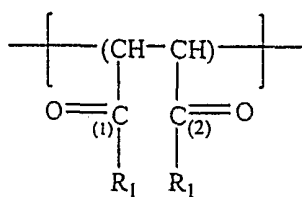


0

and

5

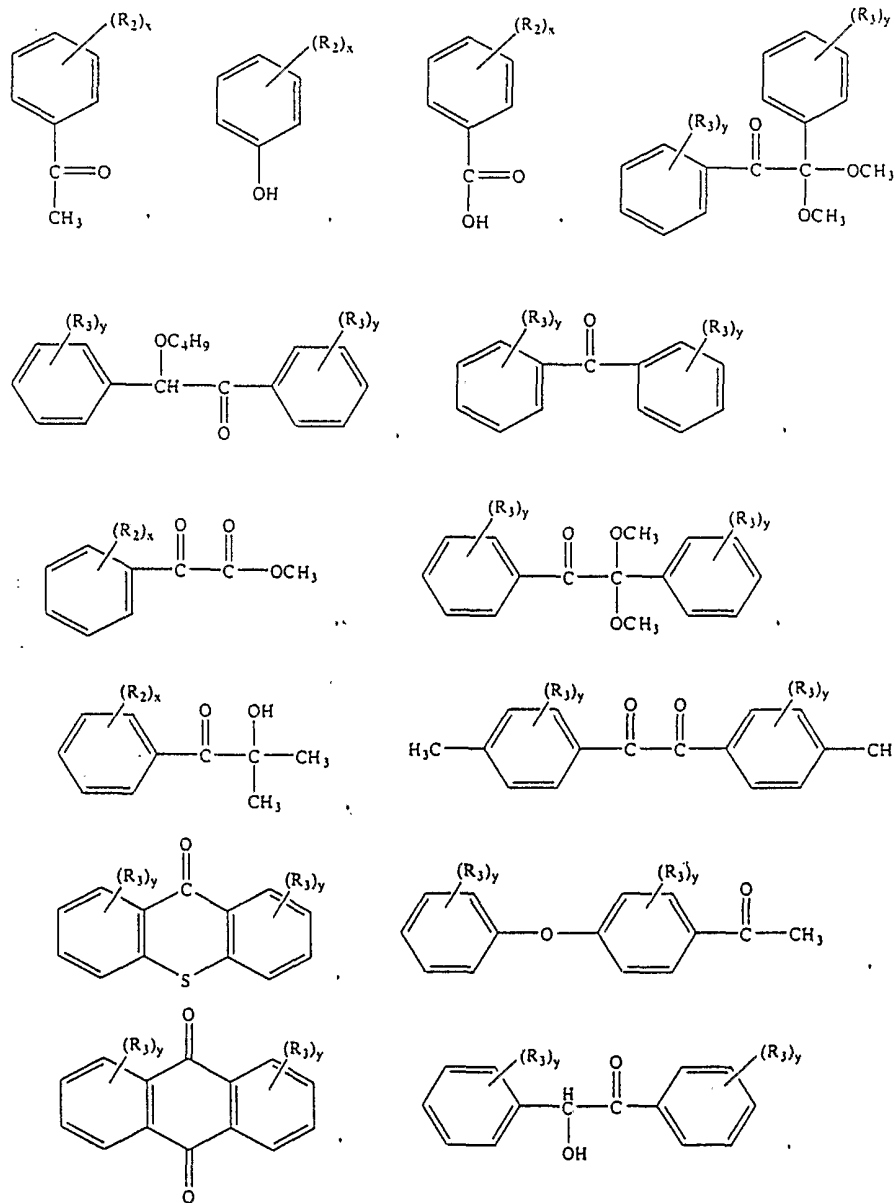
Scheme B

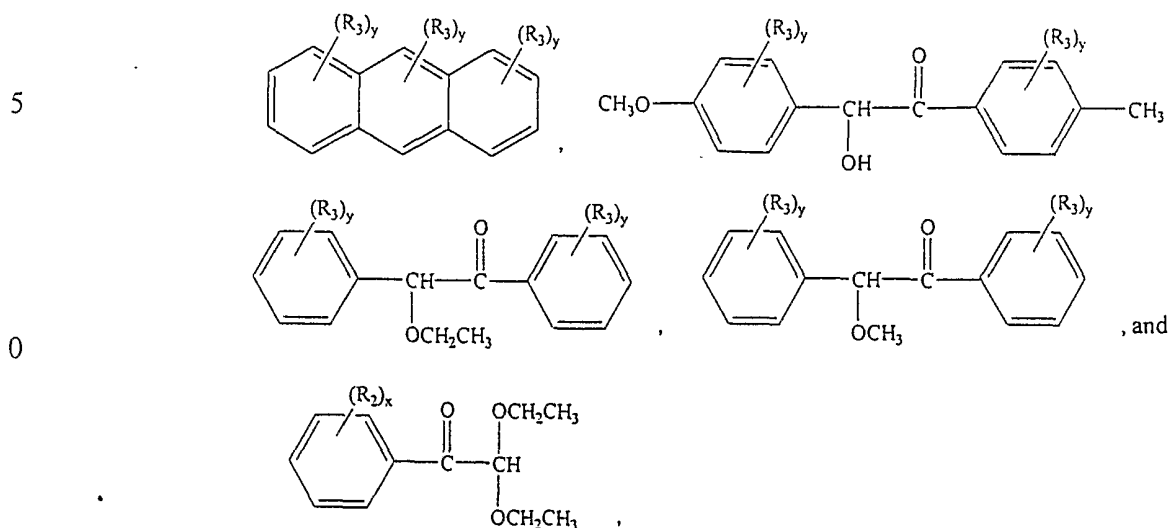


0

wherein R_1 is a compound selected from the group consisting of -OH groups and those represented by the following formulas:

5





where:

each R_2 is individually selected from the group consisting of hydrogen, $-NH_2$, and $-NH$;

x is a number ranging from 1-5;

at least one R_2 is $-NH$ and said at least one $-NH$ is bonded to one of the carbon atoms labeled with a (1) or a (2);

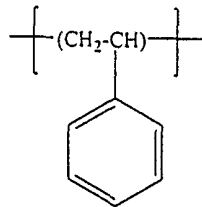
each R_3 is individually selected from the group consisting of hydrogen, $-NH_2$, and $-NH$; and

y is a number ranging from 0-5, with there being at least one R_3 which is $-NH$ and said at least one $-NH$ is bonded to one of the carbon atoms labeled with a (1) or a (2),

at least one R_1 being one of said compounds represented by the above formulas.

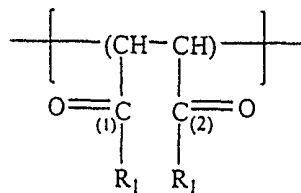
2. The polymer of claim 1, wherein said polymer comprises recurring monomers of the formulas

Scheme A

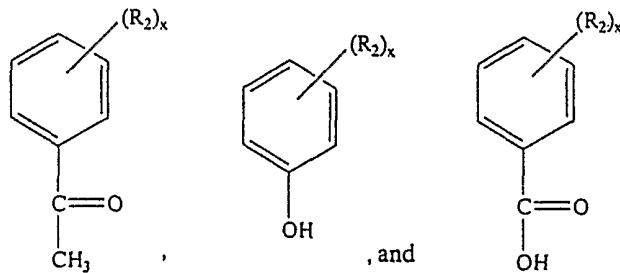


and

Scheme B



wherein R₁ is a compound selected from the group consisting of -OH groups and those represented by the following formulas:

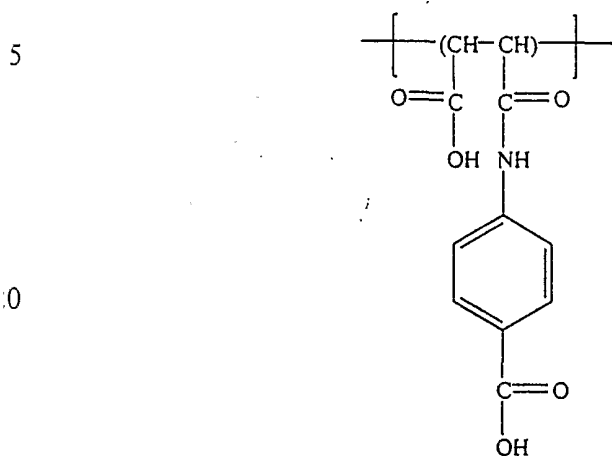
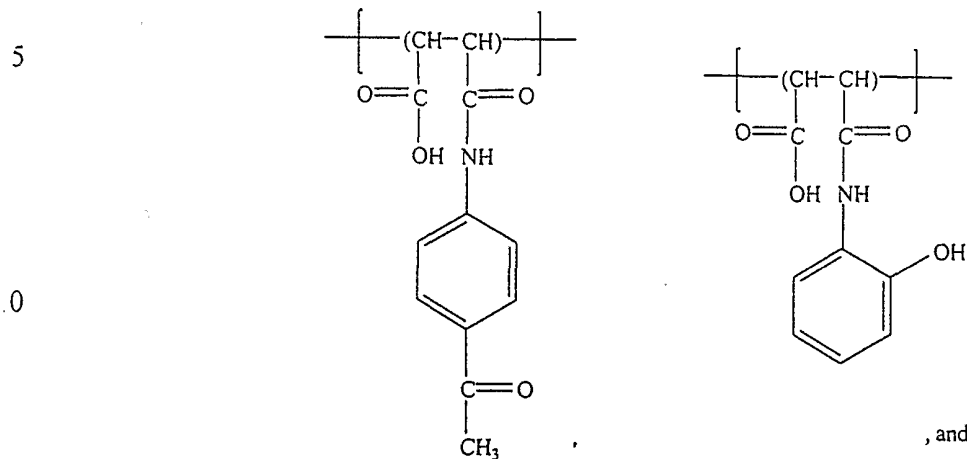


where:

each R₂ is individually selected from the group consisting of hydrogen, -NH₂, and -NH;
 x is a number ranging from 1-5; and
 at least one R₂ is -NH and said at least one -NH is bonded to one of the carbon atoms labeled with a (1) or a (2), and
 there being at least one of each of said R₁ compounds present in said polymer.

5

3. The polymer of claim 1, wherein said polymer comprises recurring monomers of the formulas

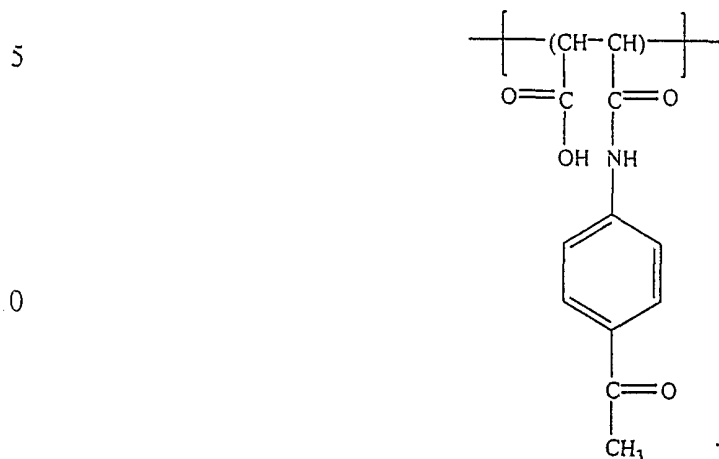


, and

4. The polymer of claim 1, wherein the molecular weight of said polymer is from about 7,000-13,000 Daltons.

5. The polymer of claim 1, wherein said polymer comprises from about 5-70% by weight of a photoinitiating group bonded to the Scheme B monomers, said percentage by weight being based upon the total weight of polymer taken as 100% by weight and being only the weight attributable to the photoinitiating group.

6. The polymer of claim 5, wherein said photoinitiating group bonded to a Scheme B monomer is represented by the formula



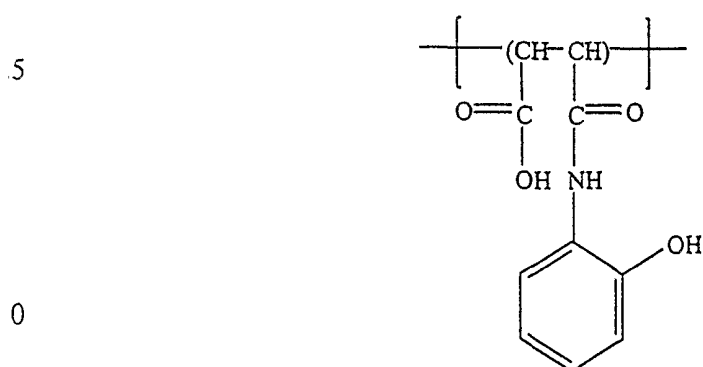
5

0

7. The polymer of claim 1, wherein said polymer comprises from about 2-50% by weight of a group bonded to the Scheme B monomers for improving the adhesion to a substrate of compositions containing said polymer, said percentage by weight being based upon the total weight of the polymer taken as 100% by weight and being only the weight attributable to said adhesion-improving group.

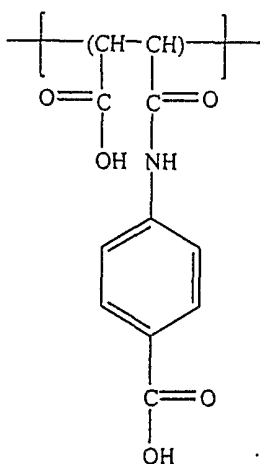
0

8. The polymer of claim 7, wherein said adhesion-improving group bonded to a Scheme B monomer is represented by the formula



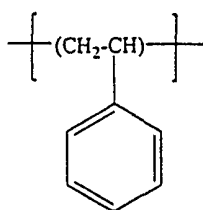
9. The polymer of claim 1, wherein said polymer comprises from about 2-50% by weight of a group bonded to the Scheme B monomers for improving the solubility in alkali developing solutions of compositions containing said polymer, said percentage by weight being based upon the total weight of the polymer taken as 100% by weight and being only the weight attributable to the photoinitiating group.

10. The polymer of claim 9, wherein said solubility-improving group bonded to a Scheme B monomer is represented by the formula



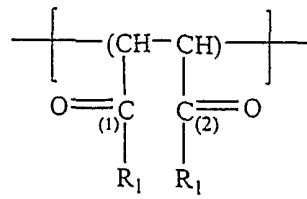
11. A composition useful for forming pixels in a liquid crystal display, said composition comprising a polymer dissolved in a solvent system, the improvement which comprises said polymer comprising recurring monomers of the formulas

Scheme A



and

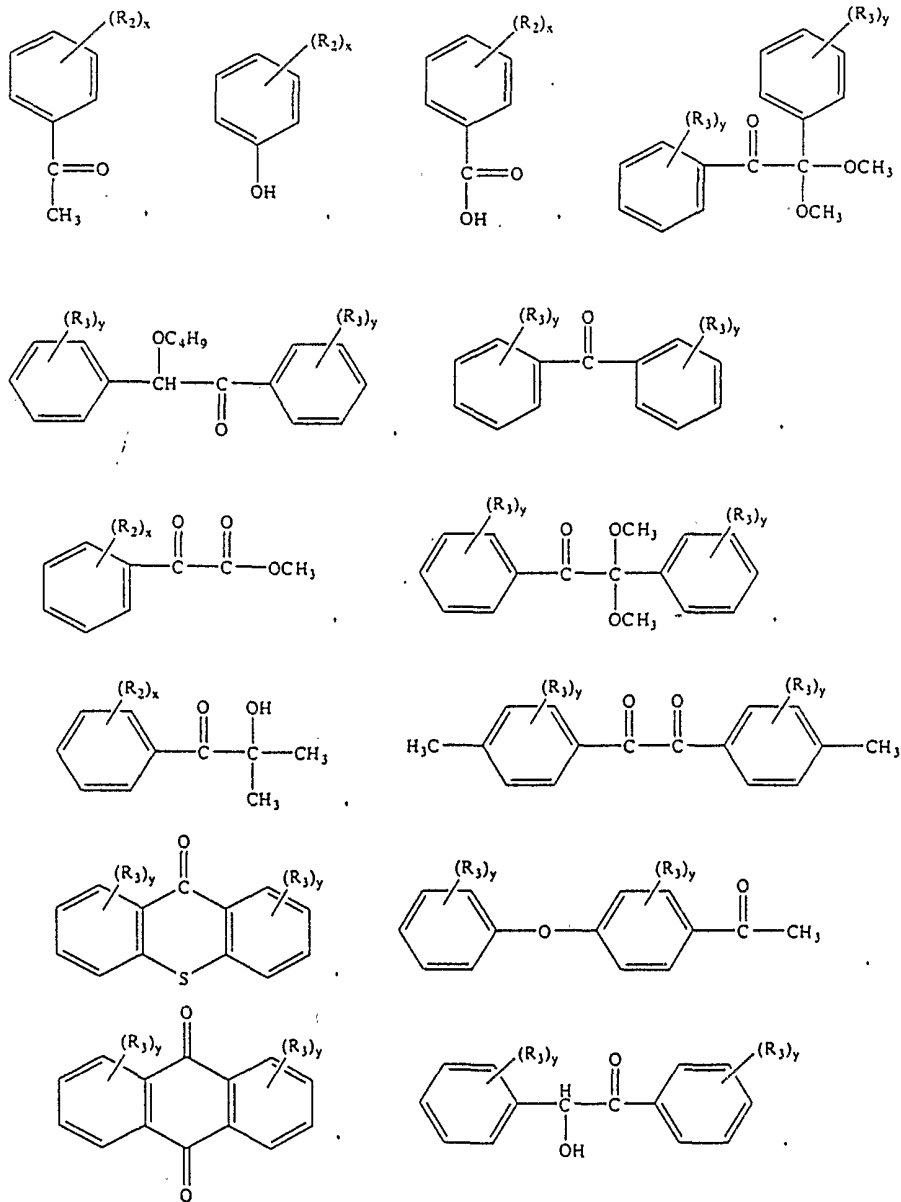
Scheme B



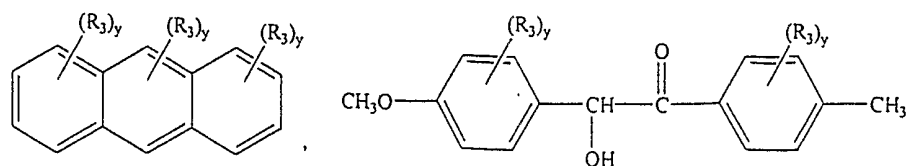
5

wherein R₁ is a compound selected from the group consisting of -OH groups and those represented by the following formulas:

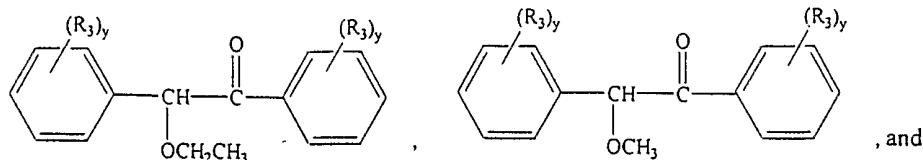
10



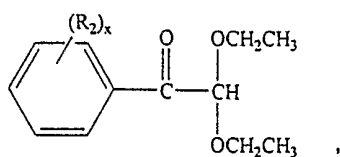
5



0



5



where:

each R_2 is individually selected from the group consisting of hydrogen, $-NH_2$, and $-NH$;

x is a number ranging from 1-5;

0

at least one R_2 is $-NH$ and said at least one $-NH$ is bonded to one of the carbon atoms labeled with a (1) or a (2);

each R_3 is individually selected from the group consisting of hydrogen, $-NH_2$, and $-NH$; and

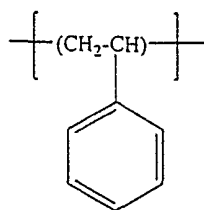
5

y is a number ranging from 0-5, with there being at least one R_3 which is $-NH$ and said at least one $-NH$ is bonded to one of the carbon atoms labeled with a (1) or a (2),

at least one R_1 being one of said compounds represented by the above formulas.

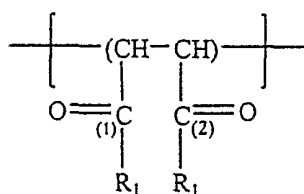
12. The composition of claim 11, wherein said polymer comprises recurring monomers of the formulas

Scheme A

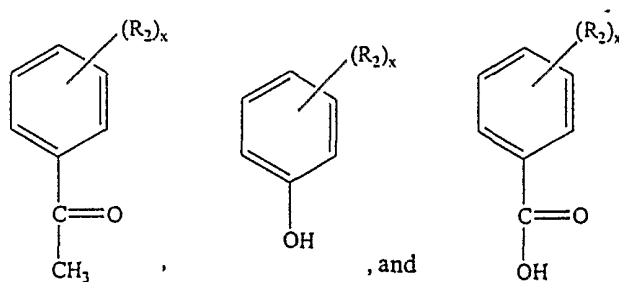


and

Scheme B



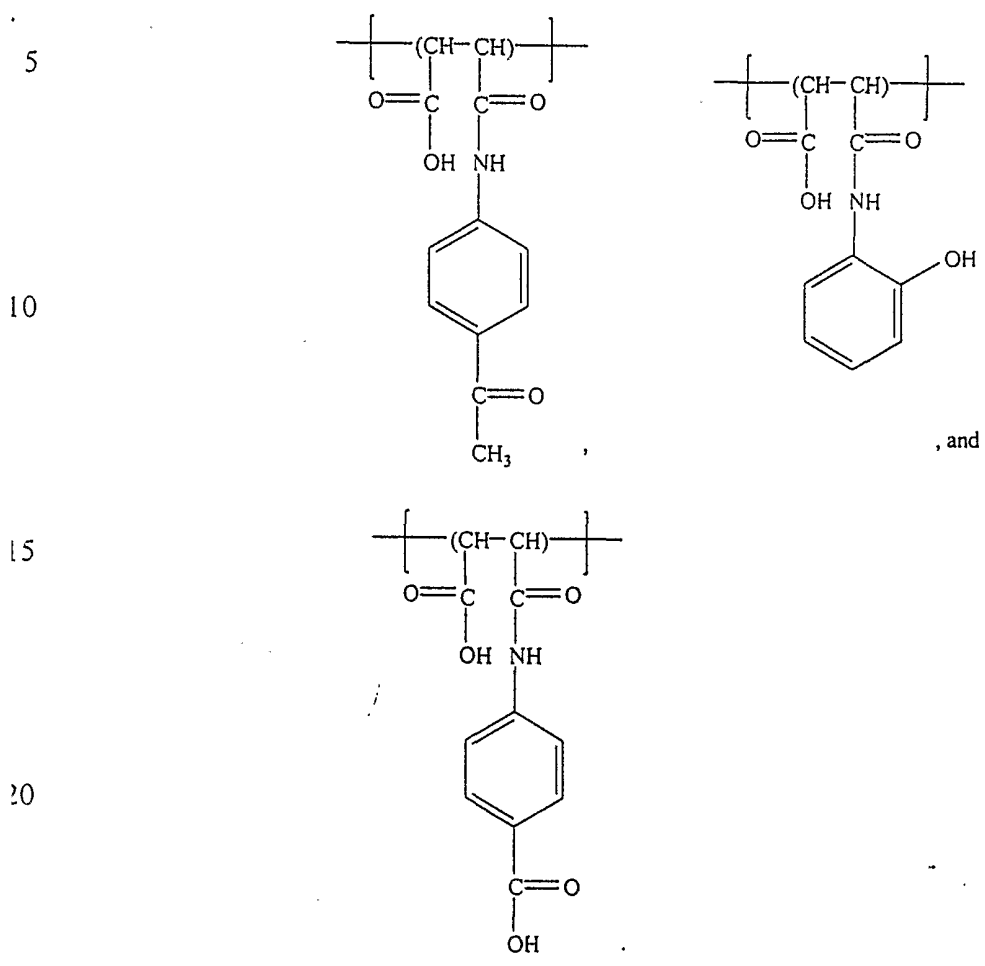
wherein R₁ is a compound selected from the group consisting of -OH groups and those represented by the following formulas:



where:

- each R₂ is individually selected from the group consisting of hydrogen, -NH₂, and -NH;
- x is a number ranging from 1-5; and
- at least one R₂ is -NH and said at least one -NH is bonded to one of the carbon atoms labeled with a (1) or a (2), and there being at least one of each of said R₁ compounds present in said polymer.

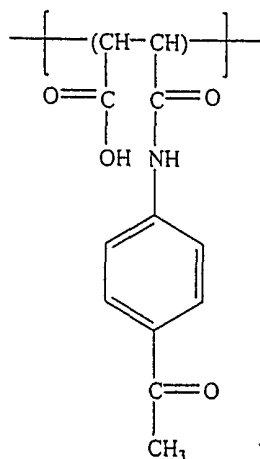
13. The composition of claim 11, wherein said polymer comprises recurring monomers of the formulas



14. The composition of claim 11, wherein the molecular weight of said polymer is from about 7,000-13,000 Daltons.

15. The composition of claim 11, wherein said polymer comprises from about 5-70% by weight of a photoinitiating group bonded to the Scheme B monomers, said percentage by weight being based upon the total weight of polymer taken as 100% by weight and being only the weight attributable to the photoinitiating group.

16. The composition of claim 15, wherein said photoinitiating group bonded to a Scheme B monomer is represented by the formula

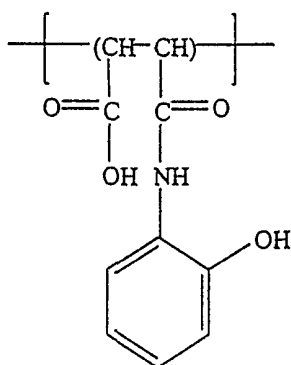


15

17. The composition of claim 11, wherein said polymer comprises from about 2-50% by weight of a group bonded to the Scheme B monomers for improving the adhesion to a substrate of compositions containing said polymer, said percentage by weight being based upon the total weight of the polymer taken as 100% by weight and being only the weight attributable to said adhesion-improving group.

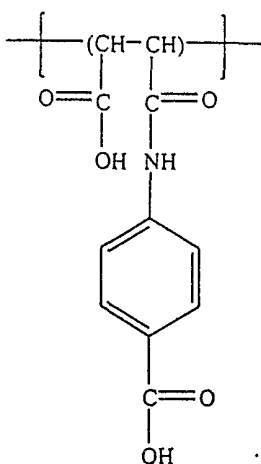
20

18. The composition of claim 17, wherein said adhesion-improving group bonded to a Scheme B monomer is represented by the formula



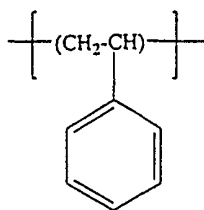
19. The composition of claim 11, wherein said polymer comprises from about 2-50% by weight of a group bonded to the Scheme B monomers for improving the solubility in alkali developing solutions of compositions containing said polymer, said percentage by weight being based upon the total weight of the polymer taken as 100% by weight and being only the weight attributable to the photoinitiating group.

20. The composition of claim 19, wherein said solubility-improving group bonded to a Scheme B monomer is represented by the formula



21. The combination of:
 a substrate; and
 an image layer comprising a matrix of pixels, said image layer being deposited on said substrate and said pixels being formed from a composition comprising a polymer which comprises recurring monomers of the formulas

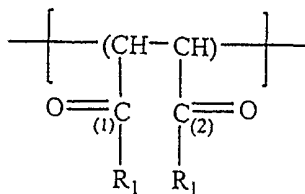
Scheme A



and

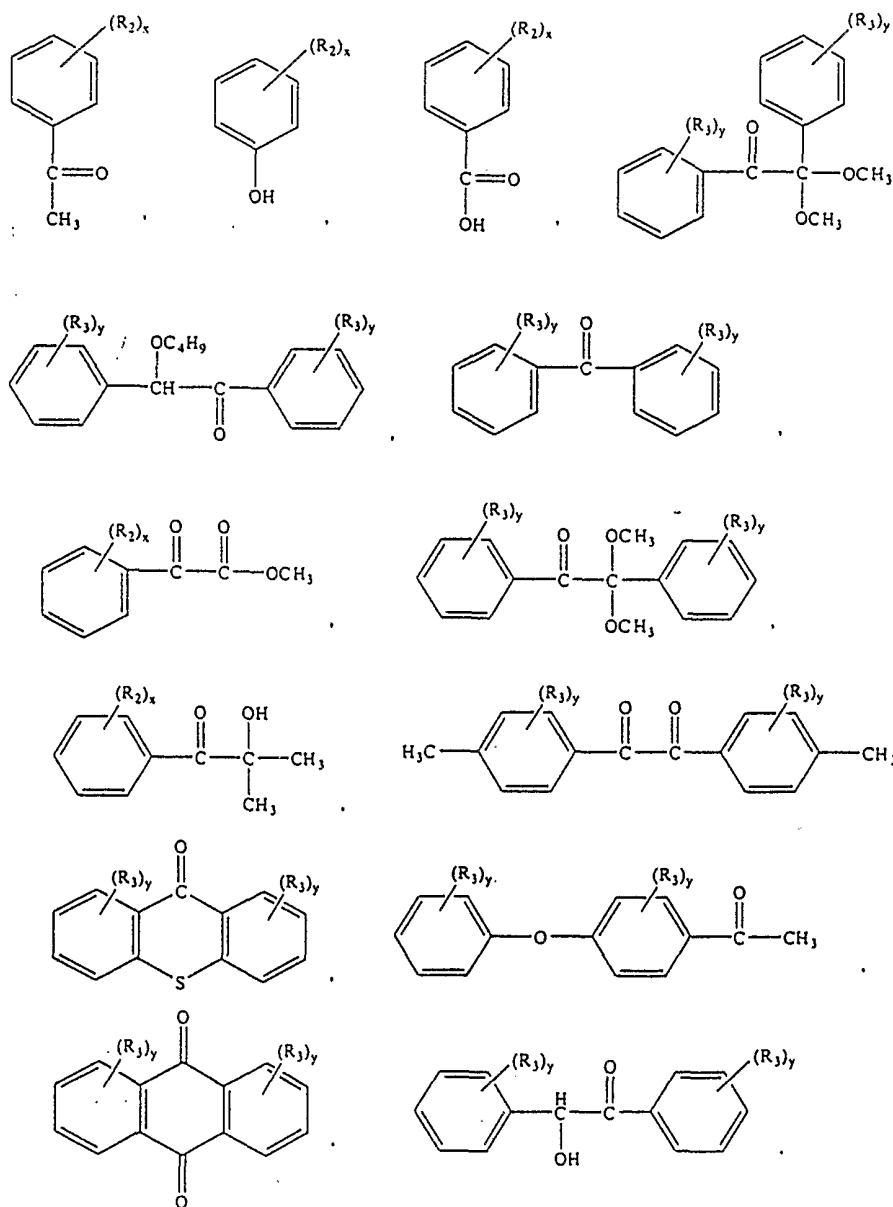
Scheme B

5

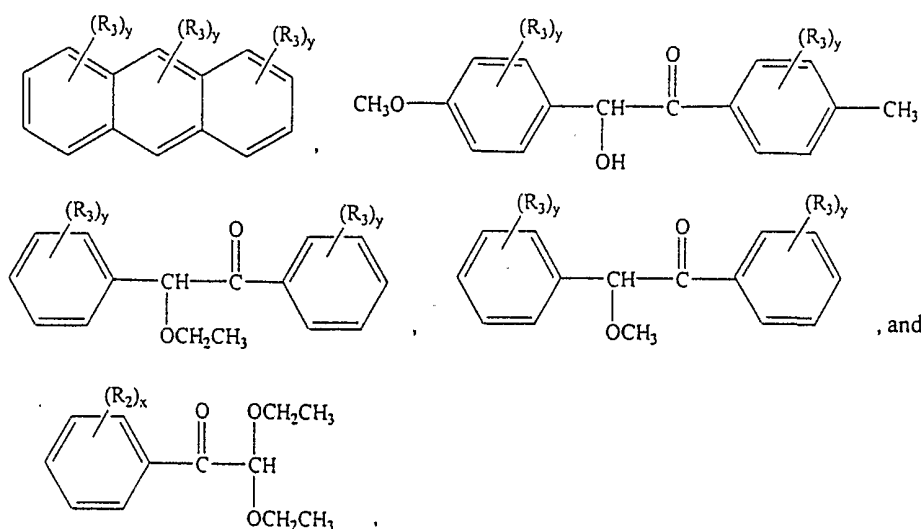


10

wherein R₁ is a compound selected from the group consisting of -OH groups and those represented by the following formulas:



5



0

5

where:

each R_2 is individually selected from the group consisting of hydrogen, $-NH_2$, and $-NH$;

x is a number ranging from 1-5;

0

at least one R_2 is $-NH$ and said at least one $-NH$ is bonded to one of the carbon atoms labeled with a (1) or a (2);

each R_3 is individually selected from the group consisting of hydrogen, $-NH_2$, and $-NH$; and

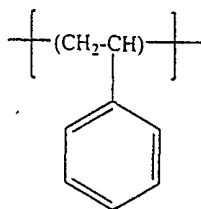
5

y is a number ranging from 0-5, with there being at least one R_3 which is $-NH$ and said at least one $-NH$ is bonded to one of the carbon atoms labeled with a (1) or a (2),

at least one R_1 being one of said compounds represented by the above formulas.

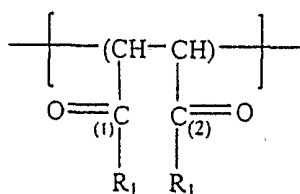
22. The combination of claim 21, wherein said polymer comprises recurring monomers of the formulas

Scheme A

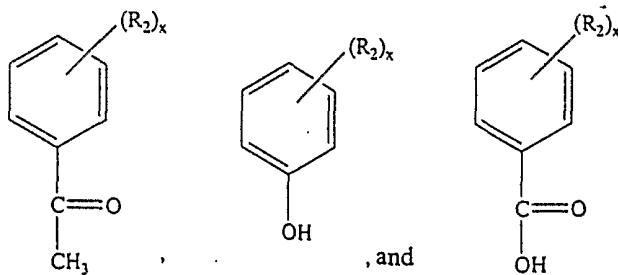


and

Scheme B



wherein R₁ is a compound selected from the group consisting of -OH groups and those represented by the following formulas:



where:

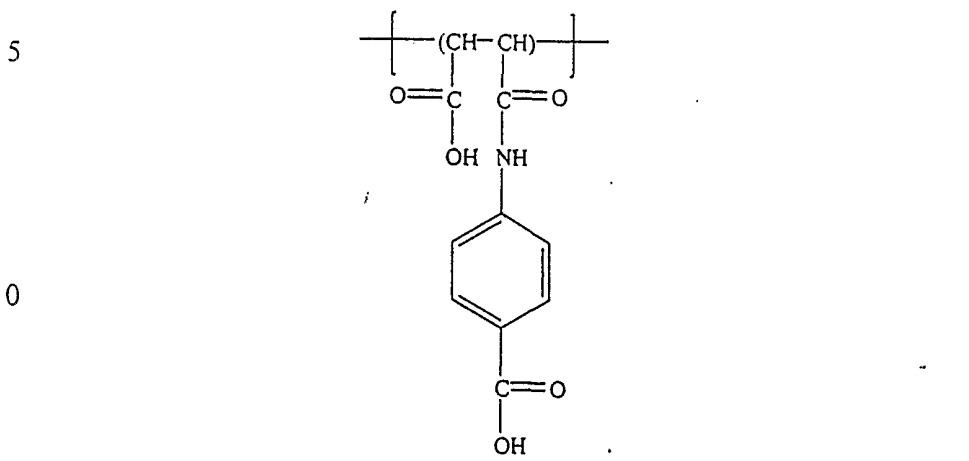
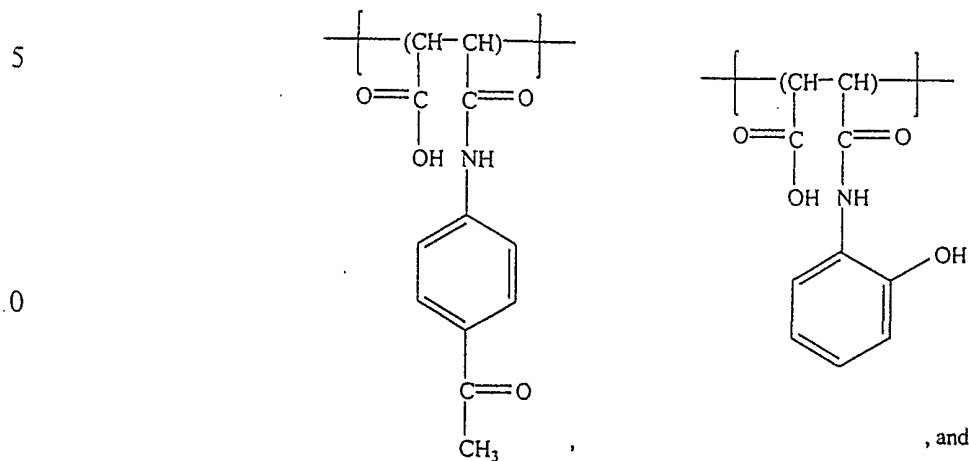
each R₂ is individually selected from the group consisting of hydrogen, -NH₂, and -NH;

x is a number ranging from 1-5; and

at least one R₂ is -NH and said at least one -NH is bonded to one of the carbon atoms labeled with a (1) or a (2), and

there being at least one of each of said R₁ compounds present in said polymer.

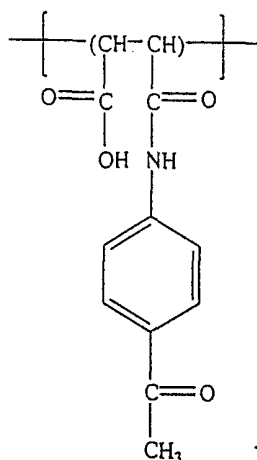
23. The combination of claim 21, wherein said polymer comprises recurring monomers of the formulas



5 24. The combination of claim 21, wherein the molecular weight of said polymer is from about 7,000-13,000 Daltons.

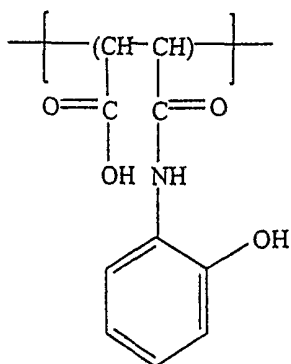
0 25. The combination of claim 21, wherein said polymer comprises from about 5-70% by weight of a photoinitiating group bonded to the Scheme B monomers, said percentage by weight being based upon the total weight of polymer taken as 100% by weight and being only the weight attributable to the photoinitiating group.

26. The combination of claim 25, wherein said photoinitiating group bonded to a Scheme B monomer is represented by the formula



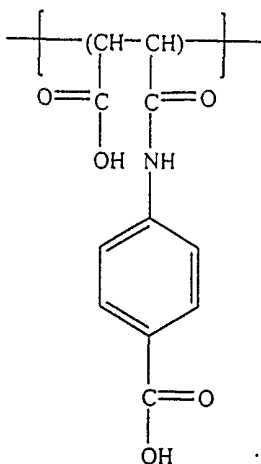
27. The combination of claim 21, wherein said polymer comprises from about 2-50% by weight of a group bonded to the Scheme B monomers for improving the adhesion to a substrate of compositions containing said polymer, said percentage by weight being based upon the total weight of the polymer taken as 100% by weight and being only the weight attributable to said adhesion-improving group.

28. The combination of claim 27, wherein said adhesion-improving group bonded to a Scheme B monomer is represented by the formula



29. The combination of claim 21, wherein said polymer comprises from about 2-50% by weight of a group bonded to the Scheme B monomers for improving the solubility in alkali developing solutions of compositions containing said polymer, said percentage by weight being based upon the total weight of the polymer taken as 100% by weight and being only the weight attributable to the photoinitiating group.

30. The combination of claim 29, wherein said solubility-improving group bonded to a Scheme B monomer is represented by the formula



15 31. The combination of claim 21, wherein said substrate is formed of glass.

32. The combination of claim 21, wherein said image layer comprises a matrix of a plurality of differently colored pixels.

20 33. The combination of claim 32, wherein said image layer comprises a matrix of at least red, green, blue pixels.

34. The combination of claim 21, said filter further comprising a cured protective layer deposited on said image layer.

25 35. The combination of claim 21, wherein said image layer has a resolution of less than about 5 μm .

30 36. The combination of claim 21, said composition gives a solvent resistance test result of less than about 5 when PGMEA is used as the solvent.

37. The combination of claim 21, wherein said composition when formed into a cured film has a pencil hardness of at least about 2B.

38. The combination of claim 21, wherein when said image layer has a thickness of about 1.5 μm , said image layer transmits from about 70-95% of light at a wavelength of from about 400-700 nm.

5 39. A method of forming a color filter comprising the steps:
 applying a quantity of the composition of claim 11 to a substrate
 to form a coating layer;
 baking said coating layer at a temperature of from about 80-
 120°C;
0 selectively exposing said baked layer to UV light;
 developing said exposed layer; and
 curing said developed layer at a temperature of from about 150-
 210°C.

5 40. The method of claim 39, wherein said baked layer is exposed to light
having a wavelength of from about 200-500 nm.

 41. The method of claim 39, wherein said developing step comprises
contacting said exposed layer with an alkali developing solution.

0 42. The method of claim 39, wherein said substrate is formed of glass.

 43. The method of claim 39, wherein said exposing, developing, and curing
steps yield an image layer comprising a matrix of colored pixels.

5 44. The method of claim 43, wherein said applying step comprises applying
a quantity of a composition of a first color, and further including the step of repeating
said applying, baking, exposing, developing, and curing steps with a composition of a
color different than said first color to yield an image layer comprising a matrix of
differently-colored pixels.

 45. The method of claim 44, wherein said image layer comprises a matrix
of at least red, green, blue pixels.

46. The method of claim 43, further including the steps of applying a protective layer to said image layer and curing said applied protective layer.

5 47. The method of claim 43, wherein said image layer has a resolution of less than about 5 μm .

48. The method of claim 39, said composition gives a solvent resistance test result of less than about 5 when PGMEA is used as the solvent.

0 49. The method of claim 39, wherein said cured layer has a pencil hardness of at least about 2B.

5 50. The method of claim 43, wherein when said image layer has a thickness of about 1.5 μm , said image layer transmits from about 70-95% of light at a wavelength of from about 400-700 nm.

INTERNATIONAL SEARCH REPORT

International application No.

PCT/US01/08603

A. CLASSIFICATION OF SUBJECT MATTER

IPC(7) : C08F 8/32, 212/08; G03C 1/72; G03F 9/00
 US CL : 430/7, 270.1, 280.1, 281.1; 522/35, 149, 151, 152, 153, 154, 164

According to International Patent Classification (IPC) or to both national classification and IPC

B. FIELDS SEARCHED

Minimum documentation searched (classification system followed by classification symbols)
 U.S. : 430/7, 270.1, 280.1, 281.1; 522/35, 149, 151, 152, 153, 154, 164

Documentation searched other than minimum documentation to the extent that such documents are included in the fields searched
 NONE

Electronic data base consulted during the international search (name of data base and, where practicable, search terms used)
 Please See Continuation Sheet

C. DOCUMENTS CONSIDERED TO BE RELEVANT

Category *	Citation of document, with indication, where appropriate, of the relevant passages	Relevant to claim No.
A	US 5,362,603 A (KATOH et al.) 08 November 1994, see col. 6, lines 18-50 and claim 12.	1-50
Y	US 5,650,263 A (WAKATA et al.) 22 July 1997, see the abstract, col. 4, lines 26-64, and the examples.	1-50
Y	US 4,594,400 A (KVITA et al.) 10 June 1986, abstract, col. 11, line 36, to col. 18, line 53; col. 20, lines 34-48, and Example IV.	1,4,5,11,14-15, 21, 24, 31-50
Y	US 5,134,188 A (BLUM et al.) 28 July 1992, abstract, col. 5, line 24, to col. 6, line 28; col. 7, lines 27-39; col. 8, line 67; col. 9, line 31 and example 1.	1-50
A	US 4,415,652 A (PROSKOW) 15 November 1983, col. 4, lines 9-23, col. 8, line 30 to col. 9, line 52 and examples.	1-50
A	US 5,821,016 A (SATHOH et al.) 13 October 1998, abstract, col. 14, line 25 to col. 16, line 10.	1-50

<input type="checkbox"/> Further documents are listed in the continuation of Box C.	<input type="checkbox"/> See patent family annex.
* Special categories of cited documents:	
"A" document defining the general state of the art which is not considered to be of particular relevance	"T" later document published after the international filing date or priority date and not in conflict with the application but cited to understand the principle or theory underlying the invention
"E" earlier application or patent published on or after the international filing date	"X" document of particular relevance; the claimed invention cannot be considered novel or cannot be considered to involve an inventive step when the document is taken alone
"L" document which may throw doubts on priority claim(s) or which is cited to establish the publication date of another citation or other special reason (as specified)	"Y" document of particular relevance; the claimed invention cannot be considered to involve an inventive step when the document is combined with one or more other such documents, such combination being obvious to a person skilled in the art
"O" document referring to an oral disclosure, use, exhibition or other means	
"P" document published prior to the international filing date but later than the priority date claimed	"&" document member of the same patent family

Date of the actual completion of the international search 12 July 2001 (12.07.2001)	Date of mailing of the international search report 10 SEP 2001
Name and mailing address of the ISA/US Commissioner of Patents and Trademarks Box PCT Washington, D.C. 20231 Facsimile No. (703)305-3230	Authorized officer SUSAN W. BERMAN Telephone No. 703-308-0661 DEBORAH THOMAS PARALEGAL SPECIALIST

INTERNATIONAL SEARCH REPORT

International application No.

PCT/US01/08603

Continuation of B. FIELDS SEARCHED Item 3:

US PATENTS, DERWENT, EPO, JPO: STYRENE-MALEIC ANHYDRIDE COPOLYMER, PHENOLIC, HYDROXY, AMINO, AMINE, AMINOBENZOIC ACID, AMINOPHENOL, AMINOACETOPHENONE, COLOR FILTER, LIQUID CRYSTAL DISPLAY