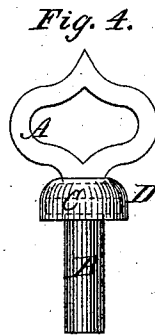
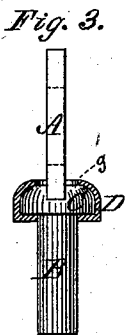
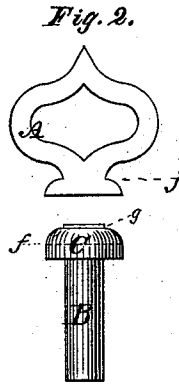
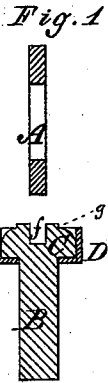


H. A. MATTHEWS.  
Turnkey or Handle for Stove-Door.

No. 209,573.

Patented Nov. 5, 1878.



Witnesses,  
*Henry Arden*  
*Joseph S. Rose*

Inventor,  
*Henry A. Matthews*

# UNITED STATES PATENT OFFICE.

HENRY A. MATTHEWS, OF WATERBURY, CONNECTICUT.

## IMPROVEMENT IN TURNKEYS OR HANDLES FOR STOVE-DOORS.

Specification forming part of Letters Patent No. 209,573, dated November 5, 1878; application filed September 4, 1878.

*To all whom it may concern:*

Be it known that I, HENRY A. MATTHEWS, of Waterbury, in the county of New Haven and State of Connecticut, have invented a new and useful Improvement in Turnkeys or Handles for Stove-Doors and other purposes; and I do hereby declare that the following is a full, clear, and exact description of the same, reference being had to the accompanying drawings, making part of this specification, in which—

Figure 1 shows a vertical section of the several parts which are joined together to form the turnkey. Fig. 2 shows a side elevation of the shank and key. Fig. 3 is a vertical elevation, partly in section, of the completed turnkey, showing an edge view of the key or handle proper. Fig. 4 is a vertical elevation of the completed turnkey, showing a face view of the key proper.

The object of the invention is the production of a turnkey made up of parts which can severally be constructed of materials best suited for the offices to be performed and shaped for the special uses in the simplest manner, and refers to the method of securing said parts together to obtain the necessary strength and permit a good finish.

In the drawings, B is the shank, which is made, preferably, of wrought-iron or steel turned from the solid or forged with a head, C, which latter is provided with a groove, *f*, like that in the head of a screw. A is the key or handle proper, which is preferably stamped from sheet metal. The bottom of same is fitted in groove *f* in the head of C of the shank, and made of dovetail shape, as at *j*, to correspond to the shape of the head.

To secure the dovetail base of the key or handle proper A in the groove in head C, a cup-shaped piece, D, Fig. 1, of brass or other extensible material, is prepared and inserted

over the shank to inclose the shoulder and lower part of head C, the metal of which cup is spread out and over the upper part of the head, being preferably pressed neatly against the upper shoulder, *g*, on said head, thereby covering entirely the dovetail-base *j* of key A, and uniting the shank and key, so as to form, practically, one piece without the use of rivets, screws, or solder.

The key A may be made of brass, highly finished and nickle or silver plated if desired, and the spun covering D to head C, being also of brass, will receive the same finish, and no joints be disclosed or discolorations due to soldering. The shank B is preferably made of wrought-iron, and is of greater strength and much less liable to be broken by jars than if cast in one piece with the key A, and may be provided with screw-threads or shaped to receive any desired attachment. The keys A may be cut cheaply by means of dies, and the cup-shaped pieces D made rapidly with dies and stamps. This construction therefore permits of cheap duplication, and the parts may severally be made of materials adapted for the finish desired or the services to be performed.

I do not claim, broadly, the connection of a knob or handle with a shank or screw by means of a metal casing forced or cast thereon to inclose portions of each.

I claim as my invention, and desire to secure by Letters Patent, the following:

A shank-head, C, provided with a slot, *f*, and a key or handle, A, fitting in said slot, combined with a metal casing, D, substantially in the manner and for the purposes specified.

HENRY A. MATTHEWS.

Witnesses:

DAVID MCC. IRELAND,  
EDWARD F. COLE.