

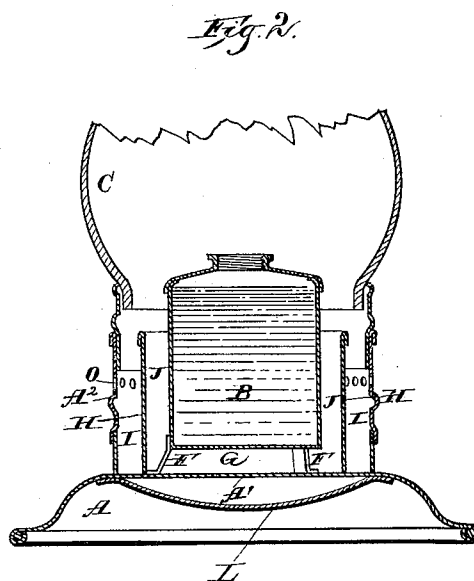
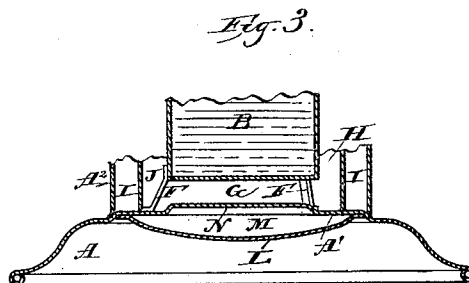
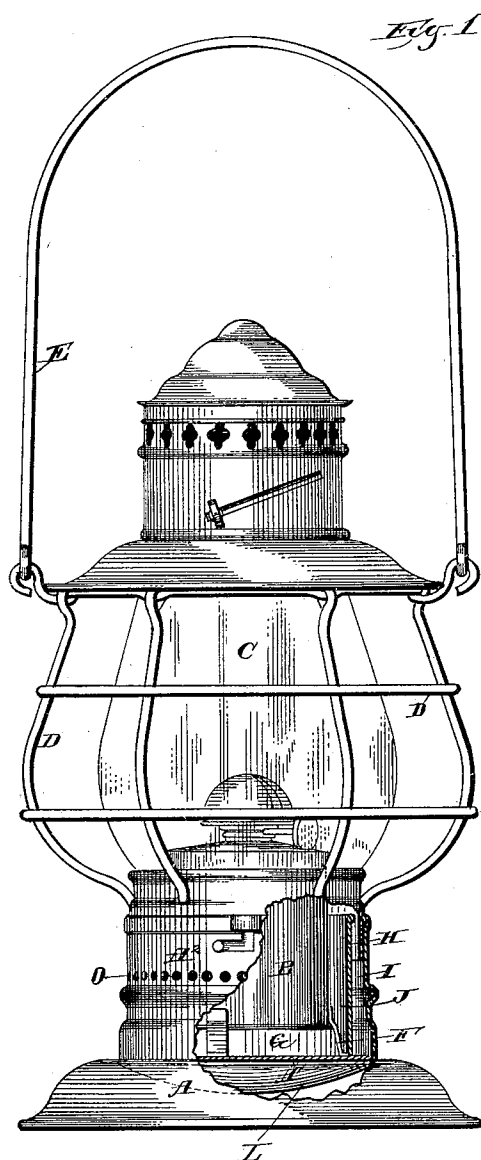
(No Model.)

A. LOEFFELHOLZ.

LANTERN.

No. 370,201.

Patented Sept. 20, 1887.



Witnesses:  
*E. G. Somers*  
*N. E. Oliphant*

Inventor:  
*Adam Loeffelholz*  
By *Stout & Underwood*  
Attorneys.

# UNITED STATES PATENT OFFICE.

ADAM LOEFFELHOLZ, OF MILWAUKEE, WISCONSIN.

## LANTERN.

SPECIFICATION forming part of Letters Patent No. 370,201, dated September 20, 1887.

Application filed November 19, 1886. Serial No. 219,339. (No model.)

*To all whom it may concern:*

Be it known that I, ADAM LOEFFELHOLZ, of Milwaukee, in the county of Milwaukee, and in the State of Wisconsin, have invented certain new and useful Improvements in Lanterns; and I do hereby declare that the following is a full, clear, and exact description thereof.

My invention relates to lanterns; and it consists in certain peculiarities of construction and combination of parts to be hereinafter described with reference to the accompanying drawings, and subsequently claimed.

In the drawings, Figure 1 represents an elevation, partly in section, of a lantern embodying my improvements; Fig. 2, a partial vertical transverse section of the same, and Fig. 3 a similar view of another form of my invention.

Referring by letter to the drawings, A represents the base, B the oil-receptacle, C the globe, D the globe-frame, and E the handle, of a hand-lantern, all these parts, with the exception of the base and oil-receptacle, being of the ordinary construction.

The oil-receptacle B is provided with a series of legs, F, that are generally soldered or otherwise suitably secured to the bottom A' of the base A, and thus I am enabled to secure an air-space, G, beneath said oil-receptacle, as shown.

To the bottom A' of the lantern-base A, I solder or otherwise suitably secure a shell, H, that comes inside the vertical portion A<sup>2</sup> of said base and surrounds the oil-receptacle B, whereby an air-space, I, is left between said vertical portion of the lantern-base and the shell, and another air-space, J, between this shell and the body portion of said oil-receptacle, the latter air-space communicating directly with the one, G, previously described, to form a continuation thereof.

A convex disk, L, or other plate, is soldered or otherwise secured upon the under side of the bottom A' of the lantern-base A, whereby a dead-air space, M, is formed between the opposing parts; and to increase the area of this dead-air space I may centrally bend up said bottom of the lantern-base, as shown at N, Fig. 3. The dead-air space just described serves to prevent the oil in the bottom of the receptacle B from being affected by cold when the lantern is left standing in an exposed position.

The air necessary for combustion enters the lantern through the usual perforations, O, in the vertical portion A<sup>2</sup> of the base A, and becomes heated before it enters the air-space J between the shell H and oil-receptacle.

When the lantern is lighted, the combustion above described enables me to obtain a circulation of warm air all around the receptacle B, and by this means, in addition to the dead-air space M, prevent the oil therein from becoming thick or entirely frozen up, as is often the case in cold weather with lanterns of the ordinary construction, especially when used by railway-brakemen and others in the open air, for the reason that said lanterns are often left standing in exposed positions for a considerable length of time.

Although I have described my invention more particularly in connection with a hand-lantern it is obvious that the same may be employed on other styles of lanterns or lamps.

Having thus fully described my invention, what I claim as new, and desire to secure by Letters Patent, is—

1. The combination of a lantern having a non-perforated base, with a suitable plate secured to the under side of said base, whereby a dead-air space is formed between these opposing parts, substantially as set forth.

2. A lantern having the base thereof centrally bent up, in combination with a suitable plate secured to the under side of said base, whereby an air-space is formed between these opposing parts, substantially as set forth.

3. In a lantern, the oil-receptacle thereof supported above the base, to leave an air-space between the opposing faces of these parts, a suitable shell interposed between the vertical portion of the base and oil-receptacle, to surround the latter, and a suitable plate secured to said base upon the under side thereof, whereby a dead-air space is formed between these opposing parts, as set forth.

In testimony that I claim the foregoing I have hereunto set my hand, at Milwaukee, in the county of Milwaukee and State of Wisconsin, in the presence of two witnesses.

ADAM LOEFFELHOLZ.

Witnesses:

H. G. UNDERWOOD,  
N. E. OLIPHANT.