C. VOGELSANG.

GARDEN-PUMPS.

No. 194,388. Patented Aug. 21, 1877.

Fig. 1.

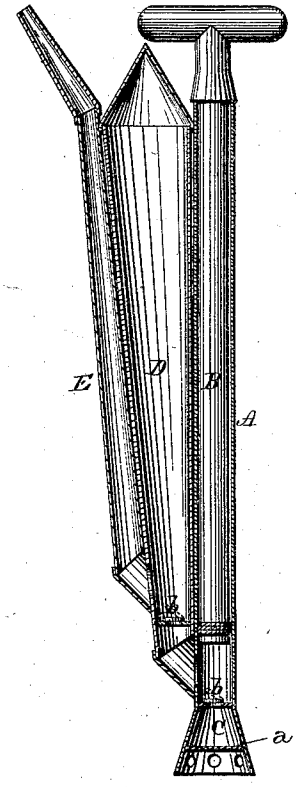

Fig. 2

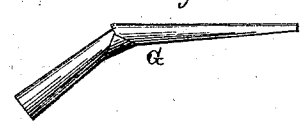

Fig. 3.

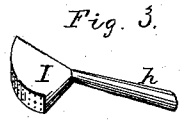

Fig 5

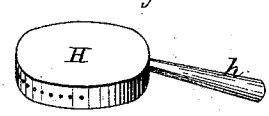

Fig. 4



Fig. 6.

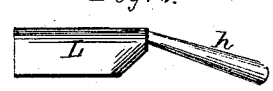

WITNESSES.

C. W. Lemon

J. Wm. Garner

INVENTOR.

Chas. Vogelsang

per

F. A. Lehmann, Atty

N. PETERS, PHOTO-LITHOGRAPHER, WASHINGTON, D. C.

UNITED STATES PATENT OFFICE.

CHARLES VOGELSANG, OF ROUND TOP, TEXAS.

IMPROVEMENT IN GARDEN-PUMPS.

Specification forming part of Letters Patent No. **194,388**, dated August 21, 1877; application filed July 27, 1877.

To all whom it may concern:

Be it known that I, CHARLES VOGELSANG, of Round Top, in the county of Fayette and State of Texas, have invented certain new and useful Improvements in Garden-Pump; and I do hereby declare the following to be a full, clear, and exact description of the invention, such as will enable others skilled in the art to which it pertains to make and use it, reference being had to the accompanying drawings, which form part of this specification.

The nature of my invention consists in the construction and arrangement of a garden-pump with attachments for sprinkling liquid poison, as will be hereinafter more fully set forth.

The accompanying drawing, which forms a part of this specification, and to which reference is made, fully illustrates my invention.

A represents the pump-cylinder, in which the plunger B is operated. The cylinder A is at its lower end provided with a conical or flaring mouth, C, perforated around its lower edge, and provided above said perforations with an interior strainer, *a*.

The lower end of the cylinder A communicates with the lower end of the air-chamber D, and on the opposite side, near the lower end of the air-chamber, communication is made with the outlet-pipe E, which extends upward to the top thereof.

Suitable valves *b b* are arranged in these parts of the pump, so that by the working of the plunger B the liquid will be drawn up into the cylinder, and then forced out through the outlet-pipe.

G is a nozzle to be placed on the end of the outlet-tube E when it is desired to throw a stream in any direction.

Various attachments may be placed on the end of the nozzle G for different purposes.

H is a circular flat casing, the rim of which is perforated around one-half the circumference, and on the opposite side is a small tube, *h*, to be placed over the end of the nozzle G. With this attachment the liquid will be thrown in a half-circle.

It will be thrown in a quarter circle by the attachment I, which consists simply of a flat segmental case, with perforated rim and short tube.

For watering gardens the attachments J and L are used. The former consists of a circular concave plate, with tube *h* attached to one side. The water passing out of said tube passes over the plate in a sheet. The attachment L is somewhat in the form of a scoop, with a tube at one end. The water in this case passes out in a broad stream.

This invention may be used not only for watering purposes, but also for scattering liquid poison wherever the same may be needed.

It is easily operated, simple, cheap, and durable, and not liable to get out of order.

Having thus fully described my invention, what I claim as new, and desire to secure by Letters Patent, is—

In a sprinkling-pump, a nozzle, H or I, provided with a pipe, *h*, as a means of attachment to a forcing medium, consisting of a cylinder, piston, air-chamber, and outlet-pipe, substantially as shown.

In testimony that I claim the foregoing I have hereunto set my hand this 10th day of June, A. D. 1875.

CHAS. VOGELSANG.

Witnesses:
A. BOSCAMP,
ROBERT ZAPP, Jr.