



US0D1010945S

(12) **United States Design Patent**
Simpson et al.

(10) **Patent No.:** **US D1,010,945 S**

(45) **Date of Patent:** **** Jan. 9, 2024**

(54) **PET BED FRAME**

(71) Applicants: **Shanna Lyn Simpson**, Fairburn, GA
(US); **Toriano Onya Simpson**,
Fairburn, GA (US)

(72) Inventors: **Shanna Lyn Simpson**, Fairburn, GA
(US); **Toriano Onya Simpson**,
Fairburn, GA (US)

(**) Term: **15 Years**

(21) Appl. No.: **29/816,384**

(22) Filed: **Nov. 22, 2021**

(51) **LOC (14) Cl.** **30-06**

(52) **U.S. Cl.**
USPC **D30/118**

(58) **Field of Classification Search**
USPC D30/118–119, 160, 199, 158, 108;
D21/520; D6/601, 349, 595–597, 604,
D6/382, 393–395
CPC A01K 1/00; A01K 1/0272; A01K 1/03;
A01K 1/0353; A01K 1/035
See application file for complete search history.

(56) **References Cited**

U.S. PATENT DOCUMENTS

D187,458 S *	3/1960	Otto	D6/395
D336,797 S *	6/1993	Stone	D6/393
D343,071 S *	1/1994	Ferguson	D6/382
D353,952 S *	1/1995	Schroeder	D6/394
D353,954 S *	1/1995	Bowman	D6/393
D366,779 S *	2/1996	Muller	D6/395
D423,729 S	4/2000	Morgan	
D430,709 S	9/2000	Mirabito	
D436,235 S	1/2001	Watt	
D448,891 S	10/2001	Mirabito	
D459,907 S *	7/2002	Wilcox	D6/395
D465,071 S	10/2002	Samulski et al.	
D477,115 S	7/2003	Wright et al.	

D491,319 S *	6/2004	Wright	D30/118
D502,575 S	3/2005	Mirabito	
D522,182 S	5/2006	Simpson et al.	
D530,865 S	10/2006	Chern	
D538,484 S	3/2007	Xin et al.	
D539,989 S	4/2007	Chern	
D591,911 S *	5/2009	Drew	D30/118
D663,077 S	7/2012	Pohl	
D701,653 S *	3/2014	Martinez	D30/118
D721,207 S *	1/2015	Diskin	D30/118
D814,122 S *	3/2018	Chan	D30/118
D862,105 S *	10/2019	Liu	D6/393
D866,088 S *	11/2019	Widner	D30/118

(Continued)

OTHER PUBLICATIONS

Copending Design U.S. Appl. No. 29/816,383, filed Nov. 22, 2021,
entitled “Pet Bed Frame”.

(Continued)

Primary Examiner — Samantha Wood
Assistant Examiner — Aula Soroush
(74) *Attorney, Agent, or Firm* — BEKIARES ELIEZER
LLP

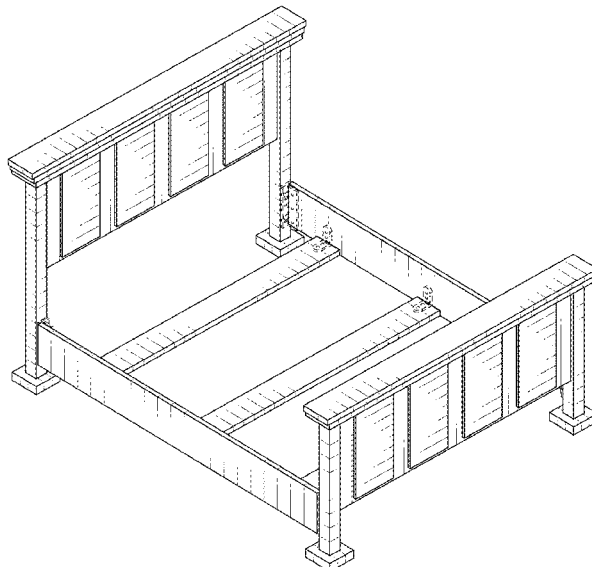
(57) **CLAIM**

The ornamental design for a pet bed frame, as shown.

DESCRIPTION

FIG. 1 is a perspective view of a pet bed frame showing my
new design;
FIG. 2 is a right side view thereof;
FIG. 3 is a left side view thereof;
FIG. 4 is a top side view thereof;
FIG. 5 is a bottom view thereof;
FIG. 6 is a front view thereof; and,
FIG. 7 is a back view thereof.
The broken lines illustrate portions of the pet bed frame that
do not form a part of the claimed design.

1 Claim, 7 Drawing Sheets



(56)

References Cited

U.S. PATENT DOCUMENTS

D885,077 S * 5/2020 Kamler D6/382
D906,000 S * 12/2020 Hernandez D6/382
D928,420 S * 8/2021 Xu D30/118
D987,321 S * 5/2023 Davis D6/395
D987,908 S * 5/2023 Simpson D30/118
D993,544 S * 7/2023 Van Lierop D30/118
2013/0111662 A1* 5/2013 Hayek A47C 19/04
5/236.1
2017/0238715 A1* 8/2017 Choi F16B 12/54
2018/0027977 A1* 2/2018 Shelby A47C 19/025

OTHER PUBLICATIONS

Google Image search for “pet bed frame headboard footboard”,
retrieved Sep. 29, 2021.

* cited by examiner

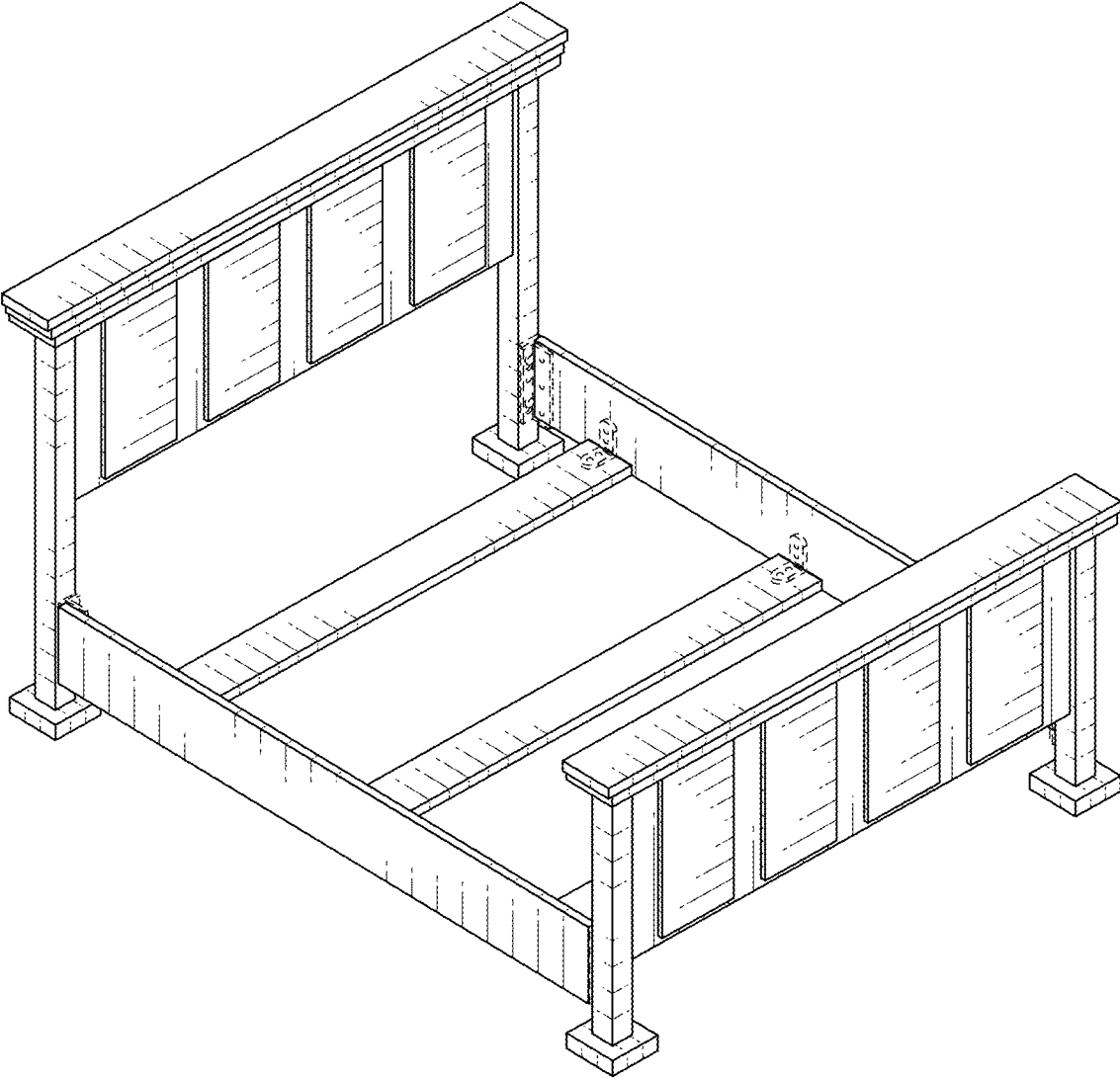


FIG. 1




FIG. 2




FIG. 3

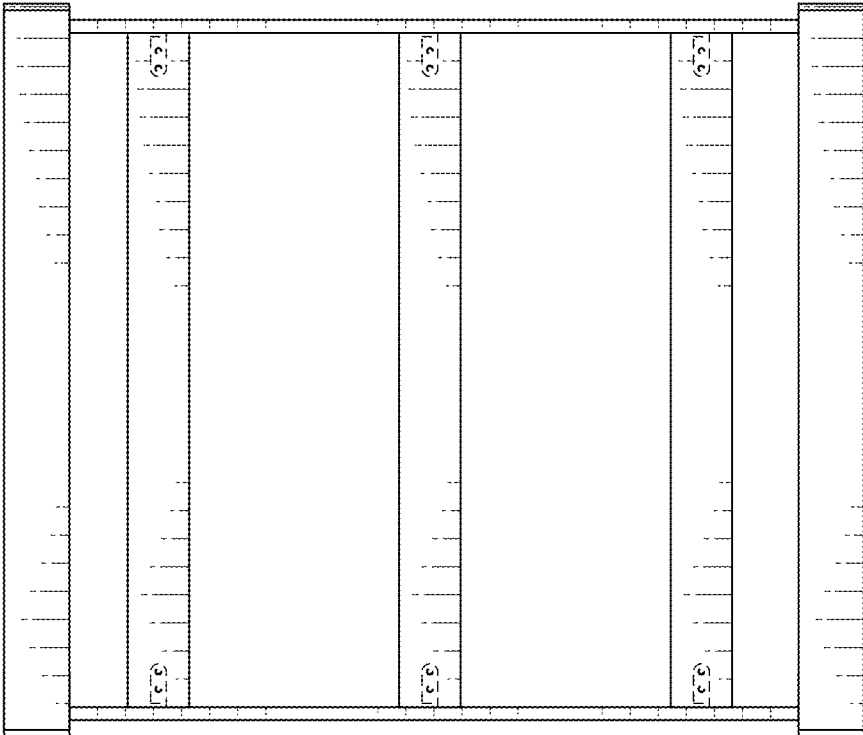


FIG. 4

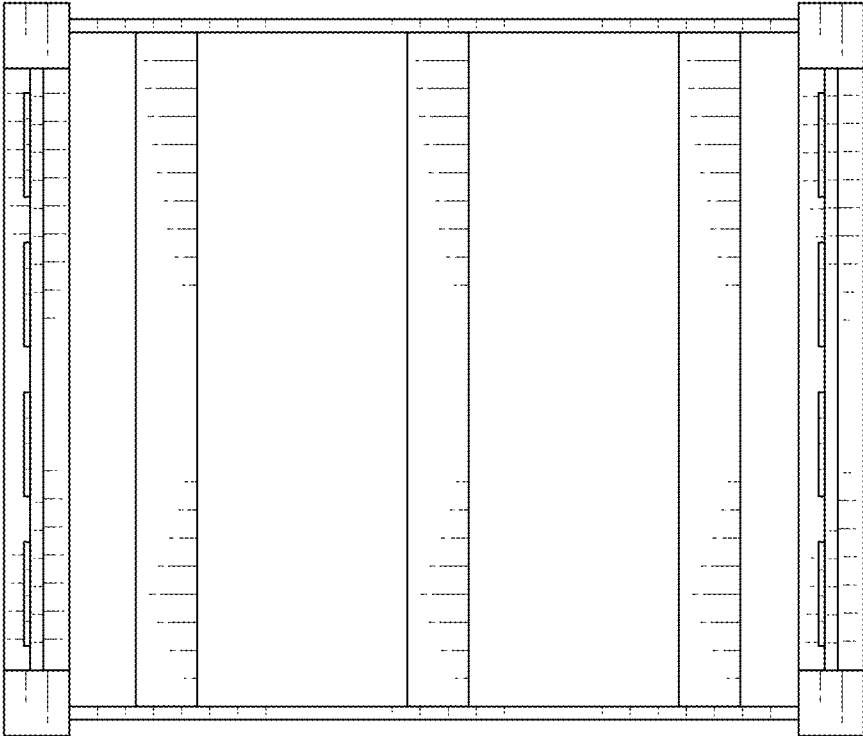


FIG. 5




FIG. 6




FIG. 7