



US00D323971S

United States Patent [19]

[11] Patent Number: Des. 323,971

Williams

[45] Date of Patent: ** Feb. 18, 1992

[54] DRAPERY BRACKET

[76] Inventor: Johnie E. Williams, 1190 Highway, 85N, Fayetteville, Ga. 30214

[**] Term: 14 Years

[21] Appl. No.: 686,568

[22] Filed: Apr. 17, 1991

[52] U.S. Cl. D8/369; D8/370

[58] Field of Search D8/373, 367-370; D6/578, 465; 160/348; 248/257, 290

3,545,523 8/1968 Falkenberg .
 3,901,303 8/1975 Falkenberg .
 4,284,258 8/1981 Kleiman .
 4,958,646 9/1990 Hannerstig .
 5,012,851 5/1991 Hannerstig .
 5,018,567 5/1991 Hannerstig .

Primary Examiner—Wallace R. Burke
 Assistant Examiner—H. Baynham
 Attorney, Agent, or Firm—Hoffman, Wasson & Gitler

[57] CLAIM

The ornamental design for a drapery bracket, as shown and described.

[56] References Cited

U.S. PATENT DOCUMENTS

- D. 177,726 5/1956 Golding D8/369
- D. 182,929 5/1958 Rosenzweig D8/369
- D. 260,364 8/1981 Kleiman .
- D. 286,261 10/1986 Smederod .
- D. 292,370 10/1987 Fairbanks .
- D. 297,694 9/1988 Rose et al. D8/373 X
- 2,113,953 4/1938 Steinberger 160/348
- 2,498,925 2/1950 Lind 160/348
- 3,072,179 1/1963 Polkosnik D8/369 X
- 3,203,469 4/1963 Falkenberg .
- 3,417,807 12/1968 Falkenberg .

DESCRIPTION

FIG. 1 is a front elevational view of a drapery bracket showing my new design;
 FIG. 2 is a rear elevational view thereof;
 FIG. 3 is a top plan view thereof;
 FIG. 4 is a bottom plan view thereof;
 FIG. 5 is a right side elevational view thereof with the left side being a mirror image;
 FIG. 6 is a fragmentary elevational view taken along line 6—6 of FIG. 3; and
 FIG. 7 is an enlarged fragmentary sectional view taken along line 7—7 of FIG. 6.

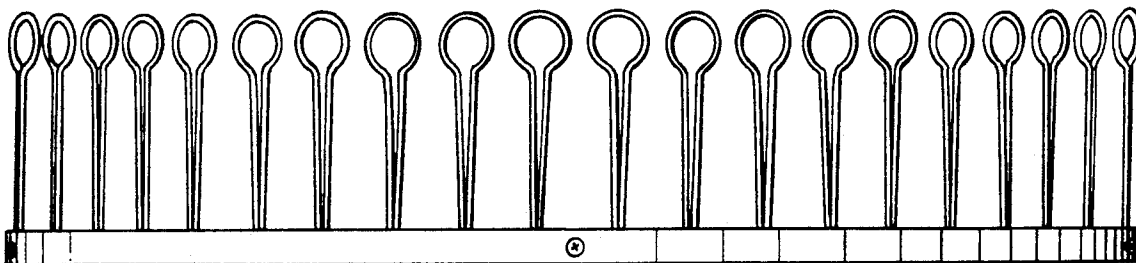


FIG. 1.

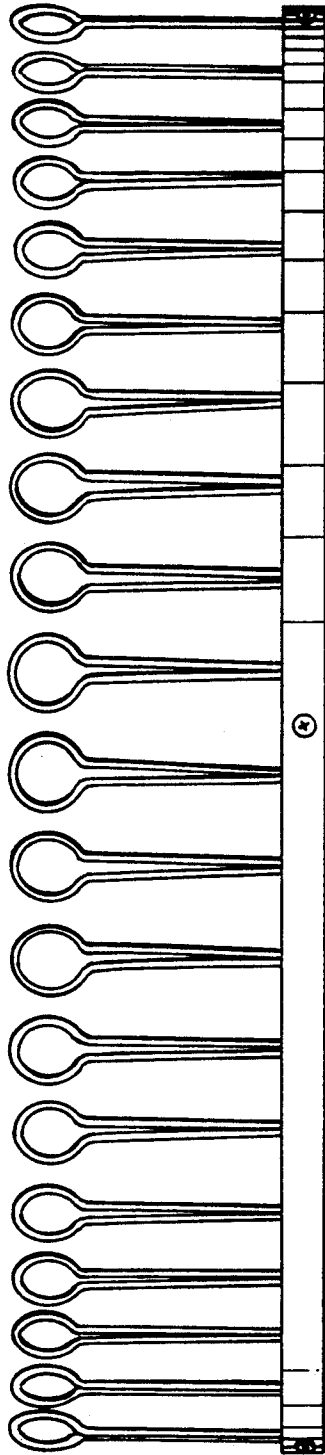


FIG. 2.

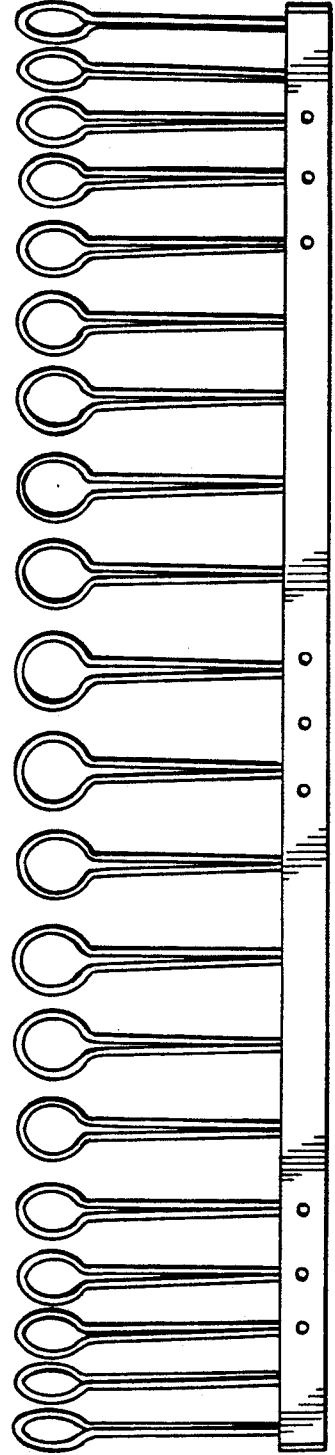


FIG. 3.

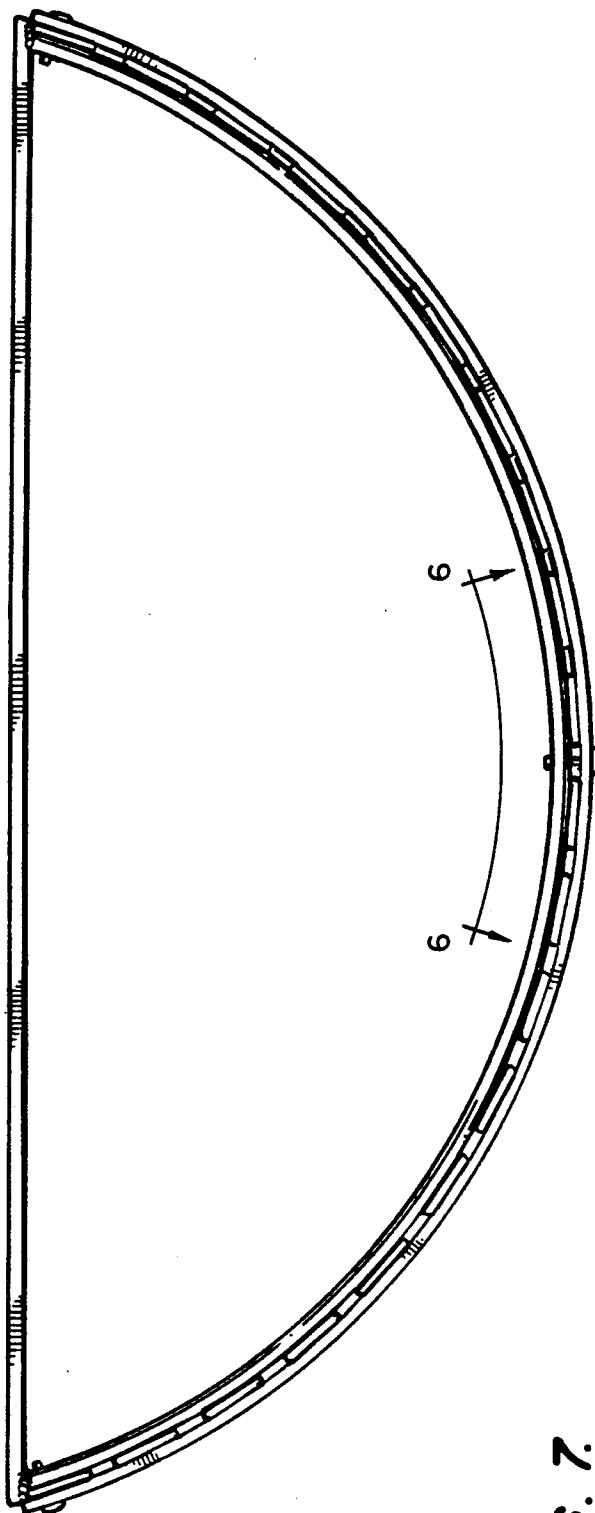


FIG. 7.




FIG. 5.

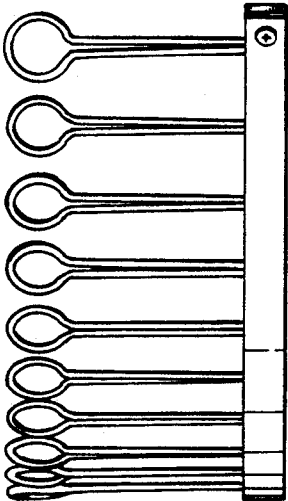


FIG. 6.

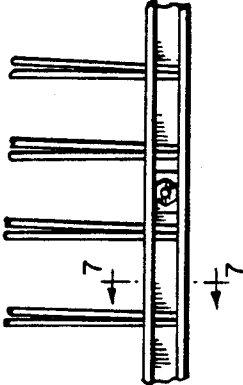


FIG. 4.

