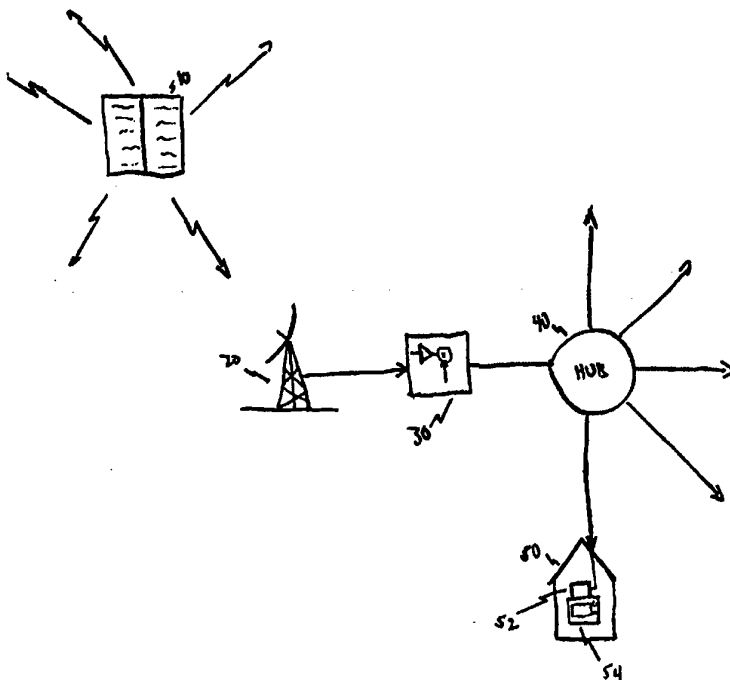




## INTERNATIONAL APPLICATION PUBLISHED UNDER THE PATENT COOPERATION TREATY (PCT)

<b>(51) International Patent Classification <sup>6</sup> :</b> <b>H04N 7/088, 7/16, 1/00</b>	<b>A1</b>	<b>(11) International Publication Number:</b> <b>WO 96/41471</b> <b>(43) International Publication Date:</b> 19 December 1996 (19.12.96)
<b>(21) International Application Number:</b> PCT/US96/10378 <b>(22) International Filing Date:</b> 6 June 1996 (06.06.96) <b>(30) Priority Data:</b> 08/479,699                      7 June 1995 (07.06.95)                      US <b>(71) Applicant:</b> TV GUIDE ON SCREEN [US/US]; Suite 201 South, 7600 East Orchard Road, Greenwood Village, CO 80111-2523 (US). <b>(72) Inventors:</b> ELLIS, Michael, Dean; 1300 Kingwood Place, Boulder, CO 80304 (US). SMITH, Barry, L.; 561 E. Kettle Pl., Englewood, CO 80112 (US). BORGES, Con- stance, L.; 15 Granasy Court, Churchville, PA 18966 (US). REYNOLDS, Rose, A.; 865 Inca Parkway, Boulder, CO 80303 (US). TENNEY, Dennis; 556 Grant Avenue, Louisville, CO 80027 (US). <b>(74) Agents:</b> DEVITO, Daniel, A. et al.; Weil, Gotshal & Manges, L.L.P., 767 Fifth Avenue, New York, NY 10153 (US).		<b>(81) Designated States:</b> AU, BR, CA, CN, JP, KR, PL, European patent (AT, BE, CH, DE, DK, ES, FI, FR, GB, GR, IE, IT, LU, MC, NL, PT, SE).  <b>Published</b> <i>With international search report.</i>

**(54) Title:** ELECTRONIC PROGRAM GUIDE SCHEDULE LOCALIZATION SYSTEM AND METHOD



**(57) Abstract**

A system and method for localizing an aggregated electronic program guide (EPG) schedule covering a plurality of service environments includes an information filter located at the subscriber's set-top box conditioned to recognize which schedule information is relevant to the viewer's service environment. Only schedule information corresponding to the viewer's own service environment is stored in the EPG's schedule database. The result is an electronic program schedule that is tailored to the viewer's specific service environment without the use of costly equipment on the transmission side of the program schedule feed.

**FOR THE PURPOSES OF INFORMATION ONLY**

Codes used to identify States party to the PCT on the front pages of pamphlets publishing international applications under the PCT.

AM	Armenia	GB	United Kingdom	MW	Malawi
AT	Austria	GE	Georgia	MX	Mexico
AU	Australia	GN	Guinea	NE	Niger
BB	Barbados	GR	Greece	NL	Netherlands
BE	Belgium	HU	Hungary	NO	Norway
BF	Burkina Faso	IE	Ireland	NZ	New Zealand
BG	Bulgaria	IT	Italy	PL	Poland
BJ	Benin	JP	Japan	PT	Portugal
BR	Brazil	KE	Kenya	RO	Romania
BY	Belarus	KG	Kyrgyzstan	RU	Russian Federation
CA	Canada	KP	Democratic People's Republic of Korea	SD	Sudan
CF	Central African Republic			SE	Sweden
CG	Congo	KR	Republic of Korea	SG	Singapore
CH	Switzerland	KZ	Kazakhstan	SI	Slovenia
CI	Côte d'Ivoire	LI	Liechtenstein	SK	Slovakia
CM	Cameroon	LK	Sri Lanka	SN	Senegal
CN	China	LR	Liberia	SZ	Swaziland
CS	Czechoslovakia	LT	Lithuania	TD	Chad
CZ	Czech Republic	LU	Luxembourg	TG	Togo
DE	Germany	LV	Latvia	TJ	Tajikistan
DK	Denmark	MC	Monaco	TT	Trinidad and Tobago
EE	Estonia	MD	Republic of Moldova	UA	Ukraine
ES	Spain	MG	Madagascar	UG	Uganda
FI	Finland	ML	Mali	US	United States of America
FR	France	MN	Mongolia	UZ	Uzbekistan
GA	Gabon	MR	Mauritania	VN	Viet Nam

### **TITLE OF INVENTION**

Electronic Program Guide Schedule Localization System and Method

### **FIELD OF INVENTION**

5 The present invention relates to a television program guide ("EPG"), and, in particular, to a system and method for "localizing" a national EPG schedule to filter out schedule information not relevant to a viewer's service environment.

### **BACKGROUND OF INVENTION**

10 There are known EPG systems which provide television viewers with on-screen program schedule information in a convenient format. In so-called interactive EPGs, the operation of the EPG is under user control so that the user may browse schedule information in any order, select programs from on-screen menus for current or future viewing, order pay-per-view programming and perform other useful operations on demand. An example of an advanced EPG  
15 system is described in co-pending application serial no. 08/119367 by Bennington, et al., entitled "Electronic Television Program Guide Schedule System and Method" (hereinafter, "Bennington et al."), incorporated herein by reference.

Most EPGs operate in the following basic manner: program schedule information, and sometimes applications and/or systems software, is  
20 transmitted to equipment located on the viewer's premises (usually a "set-top box") by way of broadcast, cable, direct satellite or some other suitable form of transmission. The set-top box contains memory so that the program schedule information can be retained for later viewing. The program schedule information stored in the set-top box is periodically updated (e.g., on a continuous, daily,  
25 weekly, bi-weekly basis). A programmed microcontroller in the set-top box cooperates with the viewer's television set to display the stored program schedule information and to implement other functions of the EPG in response to user-generated signals. The functions available will depend on the sophistication of the particular EPG.

Currently, the television programming available to a viewer depends on the service provider servicing the viewer's region. For example, in the U.S., cable operators are usually given a franchise from the local government to provide cable service to a particular locale. This means that, in general, program  
5 schedules will vary according to region.

It would be advantageous to publishers of program guides on a national scale, e.g., TV GUIDE, to be able to transmit a single, national program schedule to all participating service providers in diverse geographic regions. In this way, the EPG publisher would avoid the cost and complexity of having to  
10 route schedule information according to destination, which would require multiple, geographically targeted transmissions. At the same time, it would also be desirable to "localize" the national feed, tailoring the schedule to each locale, without adding to the cost and complexity of the service provider's transmission equipment.

#### **BRIEF SUMMARY OF INVENTION**

These and other objects are accomplished in accordance with the present invention by an EPG program schedule localization system and method in which a national program schedule feed is "localized" by a schedule information  
20 filter implemented in each viewer's set-top box. The localization filter automatically recognizes which schedule information is relevant to the viewer's service environment and stores or rejects the information accordingly. The result is an electronic program schedule that is tailored to the viewer's specific service environment without the use of costly equipment on the transmission side of the program schedule feed. And, because only one copy of the program schedule data  
25 is required to serve multiple locales, the total amount of data to be sent is minimized, further reducing costs. The single program feed of the present invention has the further advantage of decreasing transmission time, which means that schedule data reaches subscribers more quickly. In other embodiments of the  
30 invention, some of the localization filtering is performed at the subscriber's

headend, thus freeing up transmission bandwidth on the medium connecting the subscriber's set-top box with the headend.

### **BRIEF DESCRIPTION OF THE DRAWINGS**

5 Fig. 1 is an overview of an illustrative embodiment of the present invention; and

Fig. 2 shows the localization information filter of the present invention.

### **DETAILED DESCRIPTION OF A PREFERRED EMBODIMENT**

10 The system and method of the present invention may be implemented on any suitable EPG platform having storage means for storing program schedule information, programmed processor means for executing a memory management software program in accordance with the invention's various memory management functions, and a clock for keeping track of the current date and time. The program of the present invention may be stored in a separate  
15 storage means or in a separate portion of the same storage means used for the schedule information. The coding of a program to carry out the information filtering procedures of the present invention will be readily apparent to the ordinarily-skilled programmer.

A suitable platform for implementing the present invention is the  
20 EPG of Bennington, et al., mentioned above. Referring to Figure 1 of Bennington, et al., the program of the present invention is loaded into and stored in non-volatile memory EEPROM 20. Schedule information in this platform is stored in a database constructed in DRAM 18. As explained in Bennington, et al., no special transmission protocols are required to send and receive program  
25 schedule information. The construction and organization of the program schedule database are routine tasks, as the ordinarily-skilled artisan will appreciate.

Microcontroller 16 provides a suitable processor means for  
executing the program of the present invention, and the clock 19 keeps track of the current time and date (for comparing against schedule records). Other suitable  
30 hardware configurations will occur to those skilled in the art to which the present invention pertains. The present invention is not directed to the particular details of

the display means of the EPG, and, to avoid obscuring the present invention, the operation of such elements will not be discussed here.

Fig. 1 presents an overview of the invention, using a cable system and national schedule feed as examples. The present invention may, however, be  
5 used with any mode of transmission (e.g., direct broadcast satellite), as will be readily apparent. The present invention is not directed to the particular mode of transmitting the program schedule feed, nor is it limited to any particular feed scope. Referring to Fig. 1, a national electronic program schedule feed **10** is transmitted by suitable means (e.g., satellite) to a viewer's cable "headend"  
10 antennae **20**, which drives the local CATV distribution network. This same national feed **10** is sent to all service providers with whom the EPG publisher has made appropriate arrangements for reception and distribution of the schedule. The geography served by the EPG schedule publisher is limited only by the reach of the service providers accepting the national feed. In some preferred embodiments  
15 of the present invention, a complete new schedule is sent to subscribers on a daily, weekly, or some other periodic basis. In other preferred embodiments, the system does not wait until a complete new schedule is ready to be transmitted before updating the EPG. Rather, incremental updates to the program schedule are continuously sent to subscribers. In this "cyclical" mode of operation, when all of  
20 the data in a schedule has been sent, transmission of schedule data updates immediately begins. Each subsequent transmission includes updates to schedule information already stored in the EPG as well as new data for the end of the covered time period. Any schedule data that has expired since the last transmission is not sent.

25 Signal processing equipment **30** located at the headend conditions the received signals for distribution to end users via the distribution hub **40**. Note at this point that no filtering of the electronic program schedule has been performed, and that no special equipment at the headend has been introduced. Hub **40** next distributes the national program schedule **10** to each subscriber **50**  
30 serviced by that hub. The schedule **10** is received by the set-top box **52** located on

the viewer's premises, where the schedule is localized according to the present invention for display on the viewer's television receiver 54.

Referring now to Fig. 2, the information localization filter 53 of the present invention is implemented in the set top box 52 as follows. The overall object is to transform the national program schedule 10 into a localized version 55 which is then stored in the set-top box storage means 56 (designated DRAM 16 in Fig. 1 of Bennington, et al.). In this illustrative embodiment, the localization filter 53 is implemented in the EPG software program running on the set-top box. The filter may, however, be implemented in dedicated hardware filters configured to execute the procedures described below. Those skilled in the art will readily understand how to construct a hard-wired version of the filtering system and method herein described. A combination of hardware and software filters may also be used.

Each set-top box 52 is assigned to a number of "groups." In the preferred embodiment, set-top groups would include groups corresponding to the viewer's:

- cable operator (e.g., TCI)
- geographic region (e.g., Colorado)
- particular cable system (e.g. Mile Hi Cablevision)
- cable headend (e.g., Denver headend)
- subscribers paying for a particular rate for service (e.g., within the City of Denver cable franchise)
- EPG software version (deluxe application, etc.)

The groups are numbered (e.g., EPG software version=2, geographic region=3, cable operator=4, cable system=5, cable headend=6, subscriber group=7, etc.) for easy identification and for other reasons explained later. Hereinafter, the term "scope" will be used to refer to a collection of groups of the same type, e.g., all cable operators, whereas "group" will be used to refer to specific members within the corresponding scope. In addition, each group is assigned a range of numbers for purposes of identifying specific members of the corresponding scope (e.g., 1-200 for cable operators, 201-500 for geographical region, etc.).

Prior to receiving schedule information for the first time, each set-top box 52 is sent a set of group numbers corresponding to all of the specific groups of which it is a member. The group numbers may be sent to the set-top box via any of the methods discussed in Bennington, et al. This set of group numbers provides the filtering criteria by which schedule information on the national feed is localized. This is made possible by addressing all of the program schedule data in the national feed 10 by group number and comparing the data's group addresses with the set of group numbers stored in the viewer's set-top box 52. If the data is addressed to a group number that is not found in the set-top box, that data is rejected by the localization filter 53. If, on the other hand, a match between the program data address and a group number in the set-top box is found, then the data corresponds to programming available in the viewer's service area and is accordingly stored in the program schedule database 56. Data intended for all subscribers nationwide is addressed without a group number. The information filter 53 is configured to pass all such data addressed without a group number. Only the schedule information corresponding to the viewer's own service area is passed on to the EPG memory by the information filter 53, thereby "localizing" the national feed 10. At the same time, the present invention conserves system memory by rejecting extraneous program schedule information not relevant to the viewer's service environment.

By way of example, a data item corresponding to a program available nationwide, such as the program's description, would be addressed without a group number to ensure that such data is loaded into the schedule database 56. By contrast, data corresponding to programming available only locally would be addressed to the unique group number associated with the locale(s) in which the program is available. In a like manner, all of the data in the national feed is addressed by attaching a group number corresponding to the desired destination.

In another aspect of the present invention, each data item filtered in the localization filter 53 prior to storage in the EPG's memory 56 is tagged with the scope number on which it has been filtered. Higher scope numbers are



assigned to more narrowly targeted data (e.g., cable headend=6 versus geographic region=3), as shown in the example above. A higher scope number reflects the greater utility of data with a more local (narrow) orientation. The specific scope numbers used here are merely exemplary, and are not critical to the operation of the invention. Tagging filtered data with its corresponding scope number is useful in cases where the same data item is sent multiple times with group numbers falling within more than one scope. This situation might arise where the price data for a pay-per-view program varies depending on the cable system (scope=5) within the cable operator's (scope=4) service area. In that situation, the price corresponding to the more narrowly scoped version of the data would be more useful than the more widely scoped version. Accordingly, if the set-top box software running the EPG program receives multiple copies of the price data, only the most narrowly scoped version, i.e., the one of most interest, of the data is retained. Where the most narrowly scoped version is already loaded in the program database 56, differently scoped versions of the data are discarded by the filter 53 as soon as they are received. If a more widely scoped version of a particular data item is received first, it is saved until a more narrowly scoped version is received, at which point the widely scoped version is replaced with the version having a more narrow scope.

In another embodiment of the present invention, some of the filtering performed at the set-top box is performed at the headend. Referring again to Fig. 1, the signal processing means 30 located at the headend is provisioned with an information filter that is configured in the same way as the set-top boxes connected to the headend, except that no filtering is performed for data scoped more narrowly than headend. This arrangement eliminates data which is not needed by any set-top box connected to that headend, freeing up transmission bandwidth in the path connecting the headend and the associated set-top boxes. The headend could use this bandwidth to increase the frequency at which program schedule data is sent to subscribers, in a sense "concentrating" the data transmitted on the national feed 10. This in turn would facilitate the use of slower data rates to transmit the national feed 10 to the headend, reducing costs.

As should be apparent from the above description, the present invention provides a flexible and cost effective means for localizing a national program schedule feed. By distributing the filtering intelligence to the edges of the schedule distribution network, the present invention eliminates the costs and complexities associated with multiple, individually-targeted transmissions and reduces the bandwidth necessary to transmit schedule information at a given rate.

It will be appreciated that although the present invention has been described by reference to particular embodiments, many other embodiments may be implemented without departing from the spirit and scope of the invention as set forth in the following claims.

We claim:

1. In a television electronic program guide (EPG) system, including means for receiving program schedule information, means for storing the program schedule information, means for executing an EPG program and display means for displaying schedule information on-screen, a program schedule localization system comprising:

a) means for receiving aggregated program schedule information for a plurality of service environments;

b) means for identifying the program schedule information corresponding to a viewer's service environment;

c) means for discarding program schedule information corresponding to service environments outside the viewer's; and

d) means for storing the program schedule information not discarded.

2. The schedule localization system according to claim 1 wherein a viewer's service environment is identified by a set of service groups to which the viewer is assigned, each service group identifying the service environment with a different level of specificity.

3. The schedule localization system according to claim 2 wherein schedule data in the aggregated program schedule intended for a selected service environment includes address data representing the service group to which such schedule data pertains.

4. The schedule localization system according to claim 3 wherein the means for identifying the program schedule information corresponding to a viewer's service environment includes means for storing data representing each of the service groups to which the viewer is assigned and means for comparing the address data in the aggregated program schedule with the stored service group data.

5. The schedule localization system according to claim 4 wherein  
schedule information in the aggregated program schedule intended for a selected  
service environment is stored if a match is found between the address data  
associated with such schedule information and the stored service group data  
5 representing at least one service group in the set of service groups to which the  
viewer is assigned.

6. The schedule localization system according to claim 5 further  
comprising means for providing an indication of the level of service environment  
10 specificity of each service group stored in the means for storing service group data  
and means for tagging stored schedule information with the indication  
corresponding to the service group on which a match with the address data of such  
schedule information was found.

7. The schedule localization system according to claim 6 further  
comprising means for replacing stored schedule information with a new version of  
such schedule information if the service environment specificity indication  
associated with such new version is more specific to the viewer's service  
environment than the service environment specificity indication associated with the  
15 already stored schedule information.

8. The schedule localization system according to claim 7 further  
comprising means for rejecting a new version of schedule information already  
stored if the service environment specificity indication associated with such new  
25 version is less specific to the viewer's service environment than the service  
environment specificity indication associated with the already stored schedule  
information.

9. The schedule localization system according to claim 2 wherein the  
30 service groups include geographic region and service provider.

10. In a television electronic program guide (EPG) system, including means for receiving program schedule information, means for storing the program schedule information, means for executing an EPG program and display means for displaying schedule information on-screen, a program schedule localization method comprising the steps of:

a) receiving aggregated program schedule information for a plurality of service environments;

b) identifying the program schedule information corresponding to a viewer's service environment;

c) discarding program schedule information corresponding to service environments outside the viewer's; and

d) storing the program schedule information not discarded.

11. The schedule localization method according to claim 10 wherein a viewer's service environment is described by a set of service groups, each service group identifying the service environment with a different level of specificity.

12. The schedule localization method according to claim 11 wherein schedule data in the aggregated program schedule intended for a selected service environment includes address data representing the service group to which such schedule data pertains.

13. The schedule localization method according to claim 12 wherein the step of identifying the program schedule information corresponding to a viewer's service environment includes the step of storing data representing each of the viewer's service groups and the step of comparing the address data in the aggregated program schedule with the stored service group data.

14. The schedule localization method according to claim 13 wherein  
schedule information in the aggregated program schedule intended for a selected  
service environment is stored if a match is found between the address data  
associated with such schedule information and the stored service group data  
5 representing at least one service group in the set of service groups to which the  
viewer is assigned.

15. The schedule localization method according to claim 14 further  
comprising the step of providing an indication of the level of service environment  
10 specificity of each service group stored in the means for storing service group data  
and the step of tagging stored schedule information with the indication  
corresponding to the service group on which a match with the address data of such  
schedule information was found.

16. The schedule localization method according to claim 15 further  
comprising the step of replacing stored schedule information with a new version of  
such schedule information if the service environment specificity indication  
associated with such new version is more specific to the viewer's service  
environment than the service environment specificity indication associated with the  
20 already stored schedule information.

17. The schedule localization method according to claim 16 further  
comprising the step of rejecting a new version of schedule information already  
stored if the service environment specificity indication associated with such new  
25 version is less specific to the viewer's service environment than the service  
environment specificity indication associated with the already stored schedule  
information.

18. The schedule localization method according to claim 10 wherein the  
30 service groups include geographic region and service provider.

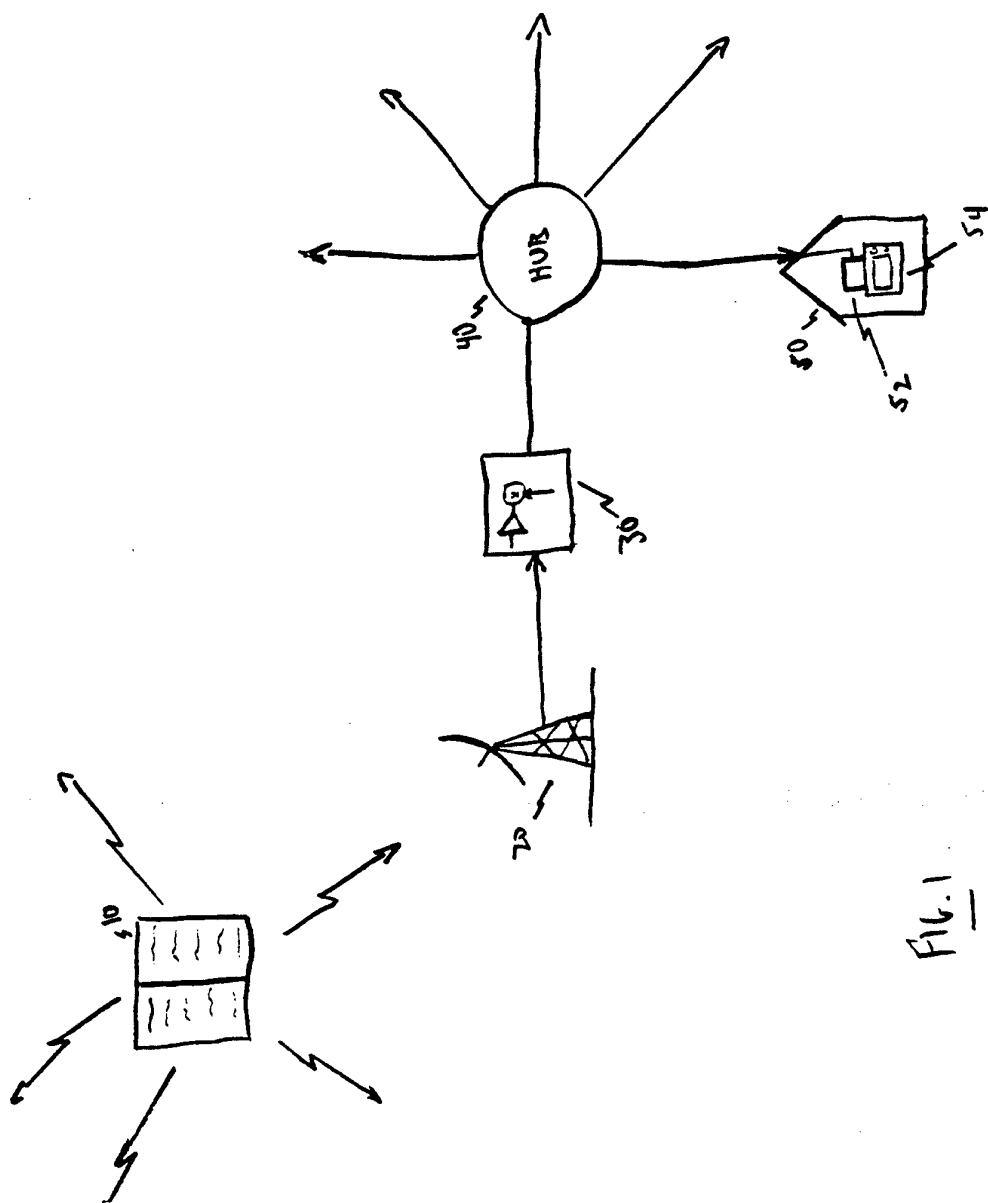


Fig. 1

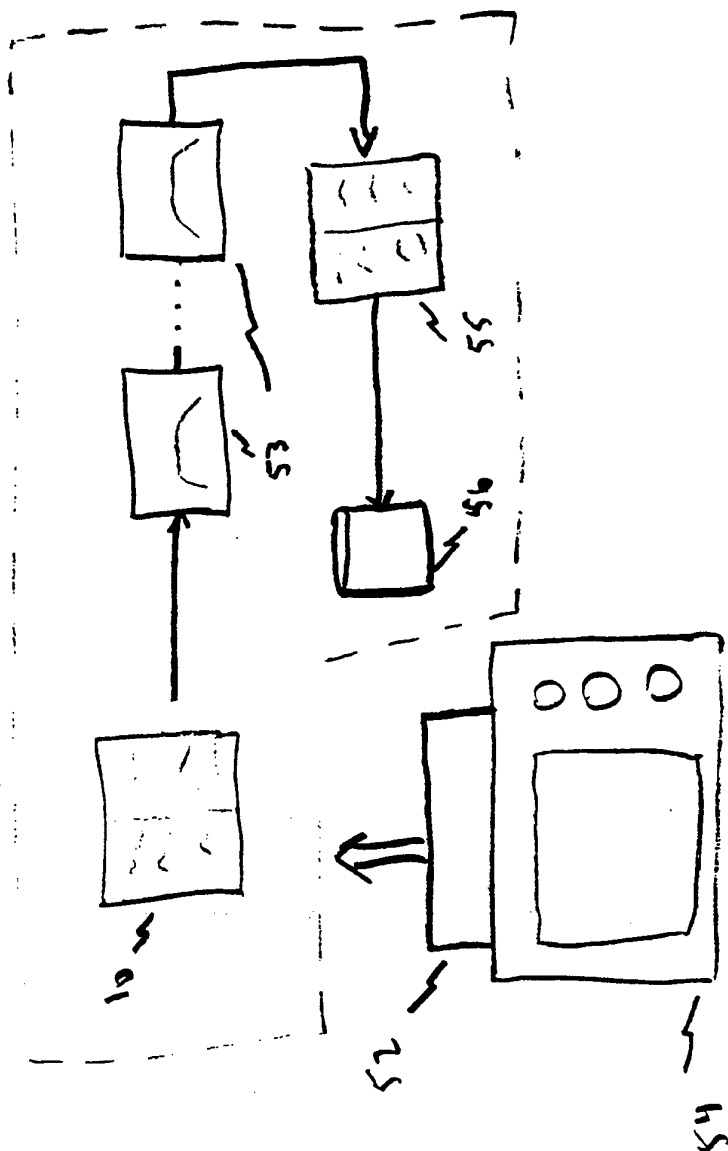


FIG. 2



# INTERNATIONAL SEARCH REPORT

International Application No  
PCT/US 96/10378

A. CLASSIFICATION OF SUBJECT MATTER  
IPC 6 H04N7/088 H04N7/16 H04N1/00

According to International Patent Classification (IPC) or to both national classification and IPC

## B. FIELDS SEARCHED

Minimum documentation searched (classification system followed by classification symbols)  
IPC 6 H04N

Documentation searched other than minimum documentation to the extent that such documents are included in the fields searched

Electronic data base consulted during the international search (name of data base and, where practical, search terms used)

## C. DOCUMENTS CONSIDERED TO BE RELEVANT

Category *	Citation of document, with indication, where appropriate, of the relevant passages	Relevant to claim No.
X	<p>IEEE TRANSACTIONS ON CONSUMER ELECTRONICS, vol. 40, no. 3, 1 August 1994, pages 317-328, XP000471190 CHERRICK S ET AL: "AN INDIVIDUALLU ADDRESSABLE TV RECEIVER WITH INTERACTIVE CHANNEL GUIDE DISPLAY, VCR, AND CABLE BOX CONTROL" see page 319, right-hand column, line 15 - page 322, right-hand column, line 34 see figure 3</p> <p style="text-align: center;">--- -/--</p>	<p>1-6, 9-15,18</p>

☒ Further documents are listed in the continuation of box C.

☒ Patent family members are listed in annex.

### \* Special categories of cited documents:

- "A" document defining the general state of the art which is not considered to be of particular relevance
- "E" earlier document but published on or after the international filing date
- "L" document which may throw doubts on priority claim(s) or which is cited to establish the publication date of another citation or other special reason (as specified)
- "O" document referring to an oral disclosure, use, exhibition or other means
- "P" document published prior to the international filing date but later than the priority date claimed

- "T" later document published after the international filing date or priority date and not in conflict with the application but cited to understand the principle or theory underlying the invention
- "X" document of particular relevance; the claimed invention cannot be considered novel or cannot be considered to involve an inventive step when the document is taken alone
- "Y" document of particular relevance; the claimed invention cannot be considered to involve an inventive step when the document is combined with one or more other such documents, such combination being obvious to a person skilled in the art.
- "&" document member of the same patent family

Date of the actual completion of the international search

19 September 1996

Date of mailing of the international search report

02.10.96

Name and mailing address of the ISA  
European Patent Office, P.B. 5818 Patentlaan 2  
NL - 2280 HV Rijswijk  
Tel. (+ 31-70) 340-2040, Tx. 31 651 epo nl,  
Fax: (+ 31-70) 340-3016

Authorized officer

Van der Zaal, R

# INTERNATIONAL SEARCH REPORT

Intern al Application No  
PCT/US 96/10378

## C.(Continuation) DOCUMENTS CONSIDERED TO BE RELEVANT

Category *	Citation of document, with indication, where appropriate, of the relevant passages	Relevant to claim No.
X	<p>WO,A,94 29811 (SCIENTIFIC ATLANTA) 22 December 1994 see page 4, line 1 - page 5, line 2 see page 6, line 15 - page 36 see page 10, line 8 - page 18 see page 12, line 1 - page 13, line 36 see page 17, line 10 - page 19, line 18 see page 21, line 22 - page 22, line 7 see page 27, line 5 - page 29, line 4 see figures 1-7</p> <p>---</p>	1,2,10, 11
X	<p>WO,A,94 13107 (DISCOVERY COMMUNICATIONS INC) 9 June 1994 see page 6, line 3 - line 14 see page 25, line 1 - page 26, line 21 see page 67, line 24 - page 72, line 7</p> <p>-----</p>	1-3, 9-12,18

# INTERNATIONAL SEARCH REPORT

Information on patent family members

International Application No

PCT/US 96/10378

Patent document cited in search report	Publication date	Patent family member(s)	Publication date
WO-A-9429811	22-12-94	AU-A- 6963894 EP-A- 0702816	03-01-95 27-03-96
WO-A-9413107	09-06-94	AU-A- 5732994 AU-A- 5733094 AU-A- 5733194 AU-A- 5733294 AU-A- 5736394 AU-A- 5845894 AU-A- 5869894 CA-A- 2151458 CN-A- 1093211 CN-A- 1090451 CN-A- 1090452 CN-A- 1096151 CN-A- 1090453 CN-A- 1090454 EP-A- 0673578 EP-A- 0673579 EP-A- 0673580 EP-A- 0673581 EP-A- 0673582 EP-A- 0673583 EP-A- 0674824 JP-T- 8506938 JP-T- 8506939 JP-T- 8506940 JP-T- 8506941 JP-T- 8506942 WO-A- 9414279 WO-A- 9414280 WO-A- 9414281 WO-A- 9414282 WO-A- 9414283 WO-A- 9414284	04-07-94 04-07-94 04-07-94 04-07-94 04-07-94 22-06-94 04-07-94 23-06-94 05-10-94 03-08-94 03-08-94 07-12-94 03-08-94 03-08-94 27-09-95 27-09-95 27-09-95 27-09-95 27-09-95 27-09-95 04-10-95 23-07-96 23-07-96 23-07-96 23-07-96 23-07-96 23-06-94 23-06-94 23-06-94 23-06-94 23-06-94 23-06-94