



US00D748412S

(12) **United States Design Patent**
Lee

(10) **Patent No.:** **US D748,412 S**

(45) **Date of Patent:** **** Feb. 2, 2016**

(54) **DISPLAY CASE**

(71) Applicant: **Elliot W. Lee**, Tustin, CA (US)

(72) Inventor: **Elliot W. Lee**, Tustin, CA (US)

(**) Term: **14 Years**

(21) Appl. No.: **29/490,492**

(22) Filed: **May 9, 2014**

(51) **LOC (10) Cl.** **06-04**

(52) **U.S. Cl.**

USPC **D6/658**; D6/661

(58) **Field of Classification Search**

USPC D6/559, 657, 658, 660, 661, 661.1,
D6/665; D11/111

CPC A47F 3/00; A47F 3/005; A47B 17/04;
A47B 47/03; A47B 67/04

See application file for complete search history.

(56) **References Cited**

U.S. PATENT DOCUMENTS

- 325,866 A * 9/1885 Schultheis A47F 3/005
312/114
- 636,450 A * 11/1899 Perry A47F 3/00
312/128
- 986,725 A * 3/1911 Kuntzendorf A47B 67/04
312/317.1

- D41,391 S * 5/1911 Levinsohn D6/661
- 1,000,654 A * 8/1911 Wilt A47B 67/04
312/317.1
- D52,223 S * 7/1918 Manning D6/660
- D297,691 S * 9/1988 Hughes D6/658
- D544,252 S * 6/2007 Grandstaff D6/559
- D691,836 S * 10/2013 Lee D6/661

* cited by examiner

Primary Examiner — Mimosa De

(74) *Attorney, Agent, or Firm* — QuickPatents; Kevin Prince

(57) **CLAIM**

I claim the ornamental design for a display case, as shown and described.

DESCRIPTION

FIG. 1 is a perspective view of a display case, showing my new design in an open configuration;

FIG. 2 is a perspective view thereof, illustrated in a closed configuration;

FIG. 3 is a front elevational view of FIG. 2;

FIG. 4 is a rear elevational view of FIG. 2;

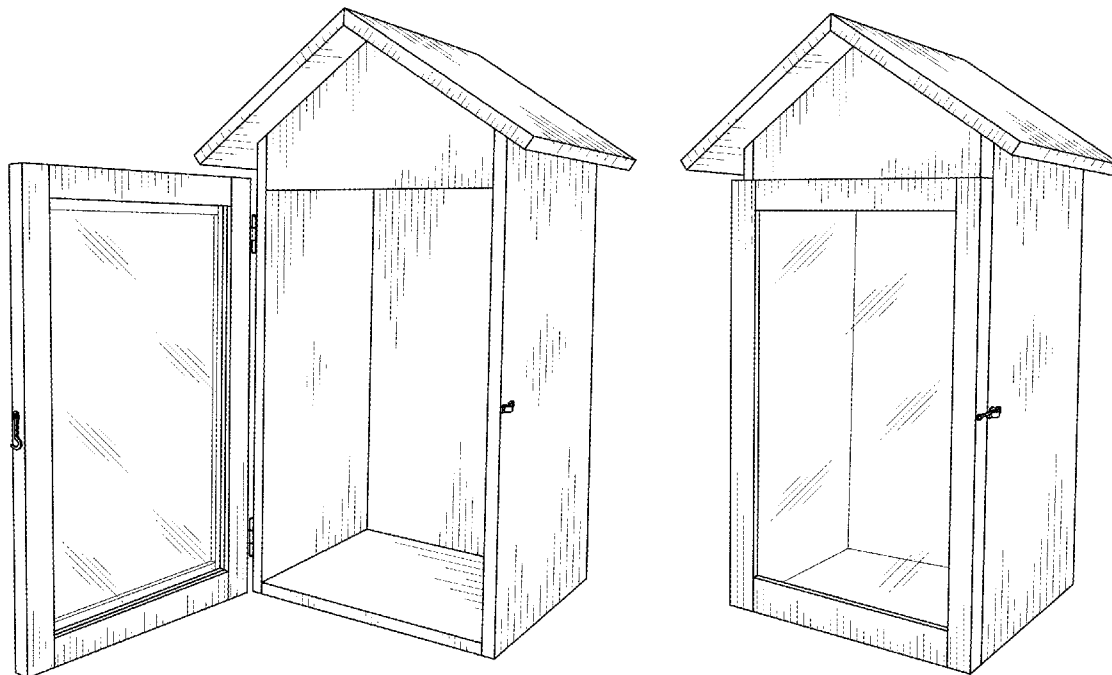
FIG. 5 is a left-side elevational view of FIG. 2;

FIG. 6 is a right-side elevational view of FIG. 2;

FIG. 7 is a top plan view of FIG. 2; and,

FIG. 8 is a bottom plan view of FIG. 2.

1 Claim, 5 Drawing Sheets






FIG. 1




FIG. 2

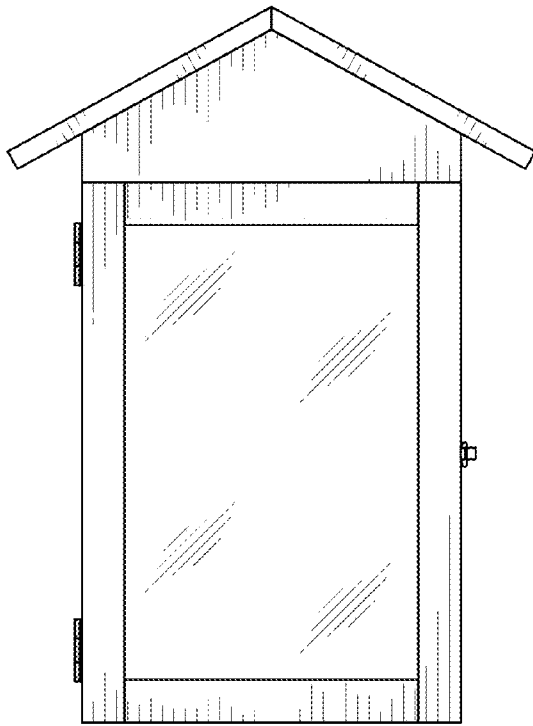


FIG. 3

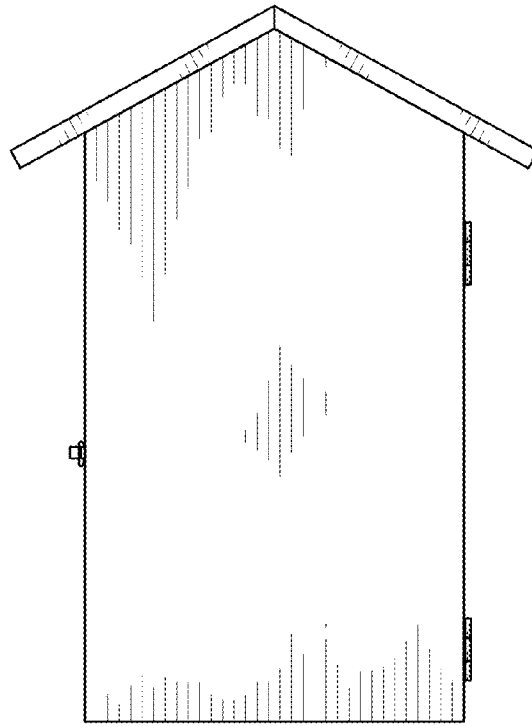


FIG. 4

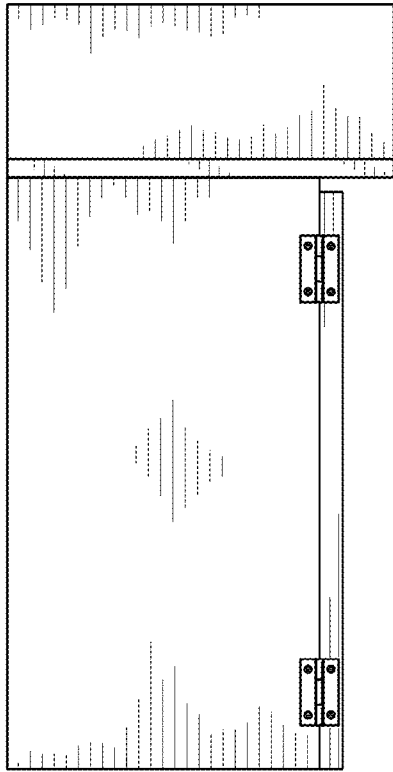


FIG. 5

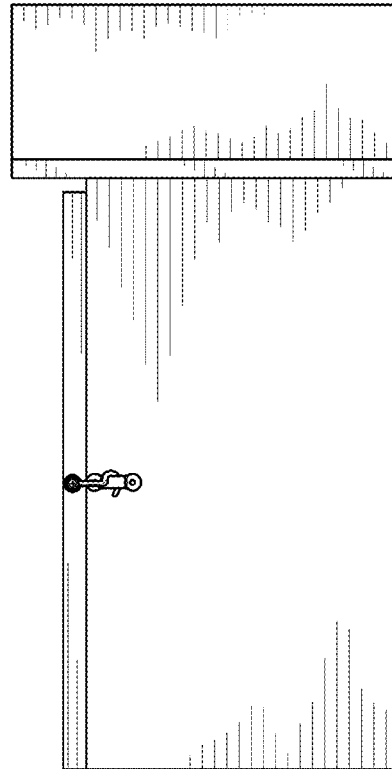


FIG. 6




FIG. 7

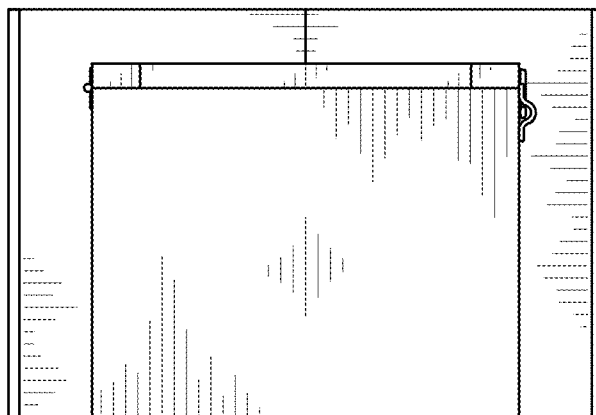


FIG. 8