



US00D737260S

(12) **United States Design Patent**
Lee

(10) **Patent No.:** **US D737,260 S**

(45) **Date of Patent:** **** Aug. 25, 2015**

(54) **PORTABLE TERMINAL**

(71) Applicant: **Samsung Electronics Co., Ltd.**,
Suwon-si (KR)

(72) Inventor: **Woo-Seok Lee**, Seoul (KR)

(73) Assignee: **Samsung Electronics Co., Ltd.**,
Suwon-si (KR)

(**) Term: **14 Years**

(21) Appl. No.: **29/469,927**

(22) Filed: **Oct. 16, 2013**

(30) **Foreign Application Priority Data**

Apr. 16, 2013 (KR) 30-2013-0019801

(51) **LOC (10) Cl.** **14-03**

(52) **U.S. Cl.**
USPC **D14/248**

(58) **Field of Classification Search**

USPC ... D14/138 G, 138 AD, 138 R, 138 AC, 496,
D14/248, 218, 439, 434, 250, 191, 138 C,
D14/138 AA, 138 AB, 203.1-203.8, 238.1,
D14/247, 137, 341-347, 440; D18/7;
D21/517, 333; D10/433.01, 433.04;
D13/168, 107-108, 119; 455/575.1,
455/556.2, 575.3, 575.4; 361/679.3,
361/679.56; 379/433.01, 433.04

CPC H04R 2499/11; H04R 1/2811; H04R 1/00
See application file for complete search history.

(56) **References Cited**

U.S. PATENT DOCUMENTS

D654,049	S	*	2/2012	Chung	D14/138	G
D670,260	S	*	11/2012	Kim et al.	D14/138	G
D676,402	S	*	2/2013	Han	D14/138	G
D682,242	S	*	5/2013	Yoo	D14/138	AA
D685,740	S	*	7/2013	Moore et al.	D13/119	
D687,806	S	*	8/2013	Hachiya	D14/138	G
D695,246	S	*	12/2013	Jeong	D14/138	AA
D696,214	S	*	12/2013	Kim	D14/138	G
D703,174	S	*	4/2014	Suk	D14/138	G
D707,644	S	*	6/2014	Asano et al.	D14/138	G
D715,758	S	*	10/2014	Yun et al.	D14/138	R
D716,246	S	*	10/2014	Yun et al.	D14/138	R
D716,247	S	*	10/2014	Yun et al.	D14/138	R

* cited by examiner

Primary Examiner — Carla Jobe Wright

Assistant Examiner — Holly E Thurman

(74) *Attorney, Agent, or Firm* — NSIP Law

(57) **CLAIM**

The ornamental design for a portable terminal, as shown and described.

DESCRIPTION

FIG. 1 is a rear perspective view of a portable terminal showing my new design; and

FIG. 2 is a front view thereof;

FIG. 3 is a rear view thereof;

FIG. 4 is a left-side view thereof;

FIG. 5 is a right-side view thereof;

FIG. 6 is a top view of thereof;

FIG. 7 is a bottom view thereof; and,

FIG. 8 is a front perspective view thereof.

The broken lines depict unclaimed environment only and form no part of the claimed design.

1 Claim, 7 Drawing Sheets




FIG. 1




FIG. 2




FIG. 3




FIG. 4



FIG. 5




FIG. 6



FIG. 7




FIG. 8

