



US00D919825S

(12) **United States Design Patent**  
**Yang**

(10) **Patent No.:** **US D919,825 S**

(45) **Date of Patent:** **\*\* May 18, 2021**

(54) **STERILIZATION DEVICE**

OTHER PUBLICATIONS

(71) Applicant: **SHENZHEN ANTOP TECHNOLOGY CO., LTD**, Shenzhen (CN)

Amazon.com: UV Light Sanitiser Portable Sterilizing Wand Folding UV Lamp Sterilizer for Hotel Household Wardrobe Toilet Car Pet Area. Retrived from Amazon.com. Date first availabe Mar. 19, 2020.\*

(72) Inventor: **Ruidian Yang**, Shenzhen (CN)

(Continued)

(73) Assignee: **SHENZHEN ANTOP TECHNOLOGY CO., LTD**, Shenzhen (CN)

*Primary Examiner* — Anhdao Doan  
(74) *Attorney, Agent, or Firm* — Olivo IP Law Group, PC.; John W. Olivo, Jr.

(\*\*) Term: **15 Years**

(57) **CLAIM**

(21) Appl. No.: **29/740,984**

The ornamental design for a sterilization device, as shown and described.

(22) Filed: **Jul. 8, 2020**

(30) **Foreign Application Priority Data**

**DESCRIPTION**

Jun. 28, 2020 (CN) ..... 202030336304.1

FIG. 1 is a front elevation view of a first sterilization device of the present invention;

(51) **LOC (13) Cl.** ..... **28-03**

FIG. 2 is a rear elevation view thereof;

(52) **U.S. Cl.**

FIG. 3 is a left-side elevation view thereof;

USPC ..... **D24/209**

FIG. 4 is a right-side elevation view thereof;

(58) **Field of Classification Search**

FIG. 5 is a top plan view thereof;

USPC ..... D24/216, 217, 218, 219, 232, 209, 210; D32/1

FIG. 6 is a bottom plan view thereof;

CPC ... A61L 2/025; A61L 2/07; A61L 2/10; A61L 2/18; A61L 2/24; A61L 2/26; A61L 2202/10; A61L 2202/11; A61L 2202/14; A61L 2202/23; A61L 2202/24; A61L 2202/122; A61L 2202/182

FIG. 7 is a front perspective view thereof; and  
FIG. 8 is a rear perspective view thereof;

See application file for complete search history.

FIG. 9 is a front elevation view of a second sterilization device of the present invention;

(56) **References Cited**

FIG. 10 is a rear elevation view thereof;

U.S. PATENT DOCUMENTS

D485,364 S \* 1/2004 Lee ..... D24/217

FIG. 11 is a left-side elevation view thereof;

7,888,657 B1 \* 2/2011 Zadro ..... A61L 2/10  
250/455.11

FIG. 12 is a right-side elevation view thereof;

D652,529 S \* 1/2012 Eum ..... D24/217

FIG. 13 is a top plan view thereof;

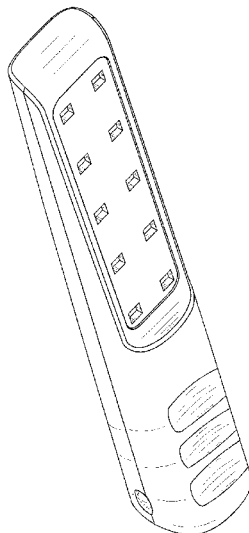
D846,142 S \* 4/2019 Yellen ..... D24/217

FIG. 14 is a bottom plan view thereof;

(Continued)

FIG. 15 is a front perspective view thereof; and  
FIG. 16 is a rear perspective view thereof.  
The broken lines shown in the drawings are for the purpose of illustrating portions of the sterilization device that form no part of the claimed design. The broken lines form no part of the claimed design.

**1 Claim, 16 Drawing Sheets**



(56)

**References Cited**

U.S. PATENT DOCUMENTS

D870,313 S \* 12/2019 Ou Yang ..... D24/217  
D898,219 S \* 10/2020 Xie ..... D24/217  
2012/0112100 A1\* 5/2012 Lo ..... A61L 2/10  
250/492.1

OTHER PUBLICATIONS

UV Sanitizer Wand Rechargeable usb UV Disinfection Lamp Hand-held Portable UV Germicidal Lamp UV Light Sanitizer Travel for Home. Retrived from lmal.com on Dec. 6, 2020. Available posting date is unknown.\*

Amazon.com: EarthPush UV Light Sanitizer Wand | Portable USB Rechargeable Ultraviolet Light Wand with Upgraded UVC LEDs . . . Retrived from Amazon.com. Customers reviewed in Nov. 2020.\*

\* cited by examiner

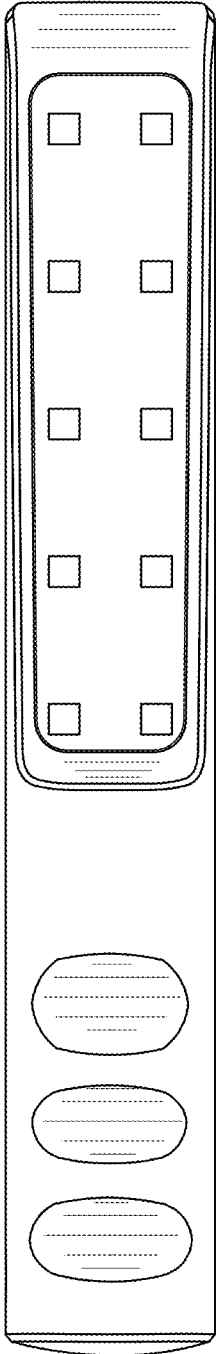


FIG. 1

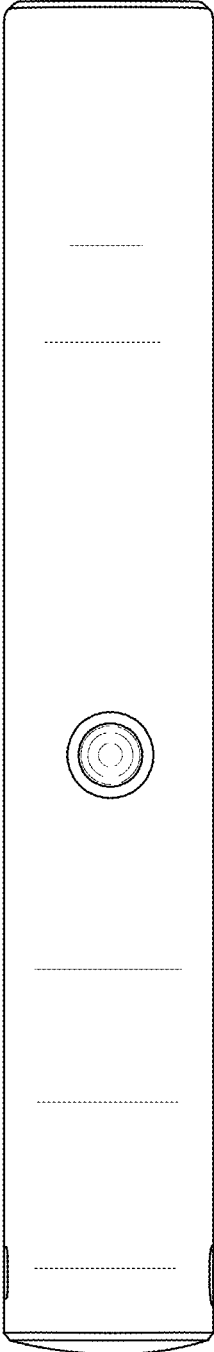


FIG. 2

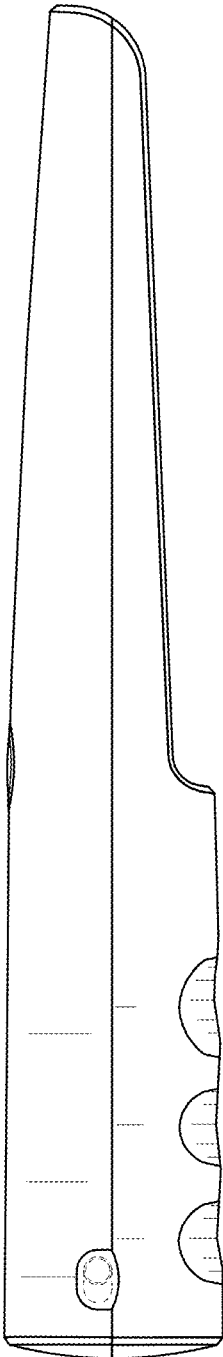


FIG. 3




FIG. 4

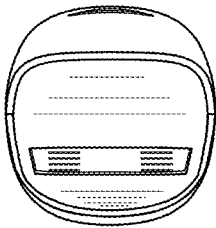


FIG. 5

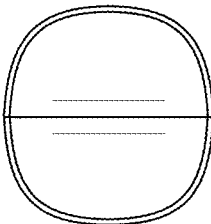


FIG. 6



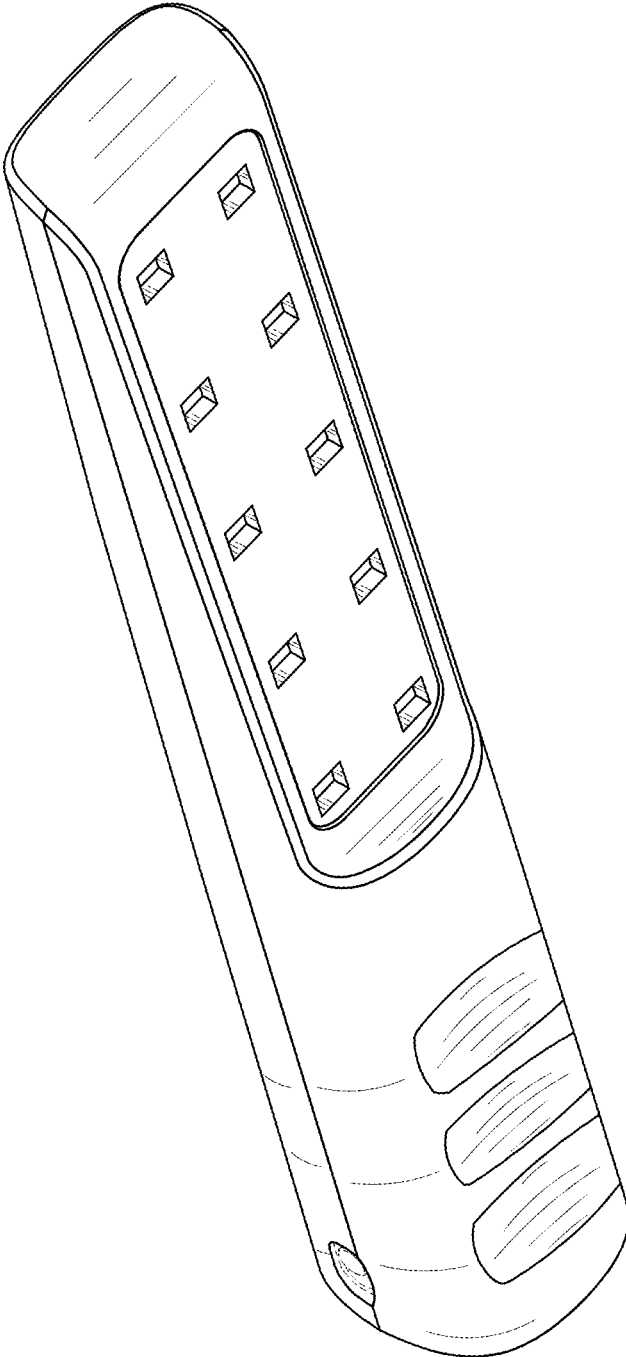


FIG. 7

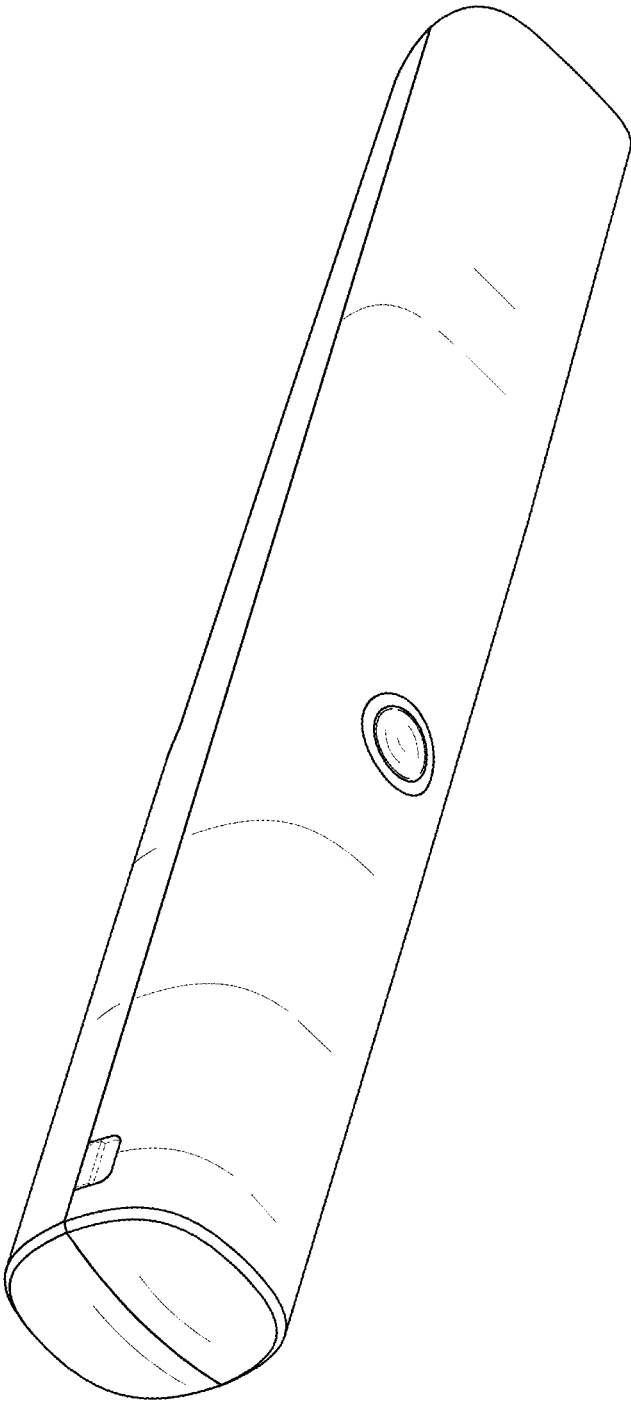


FIG. 8

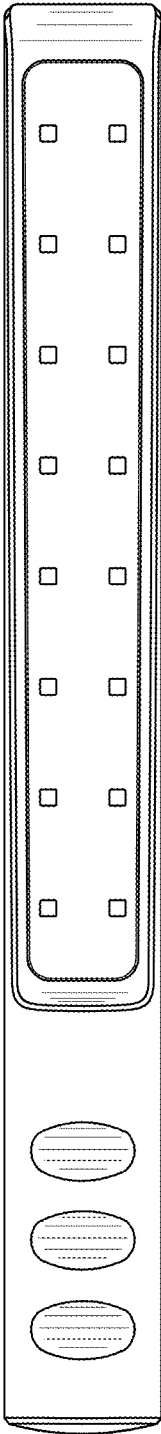


FIG. 9



FIG. 10

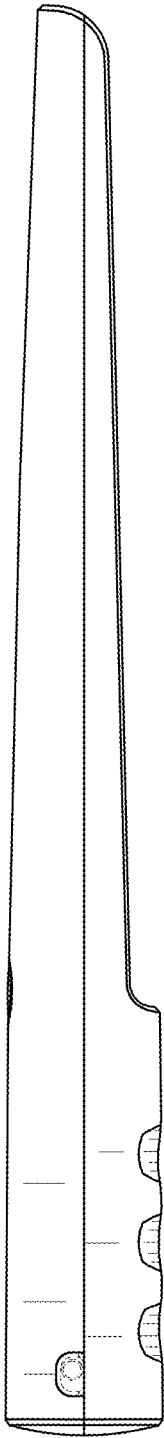


FIG. 11

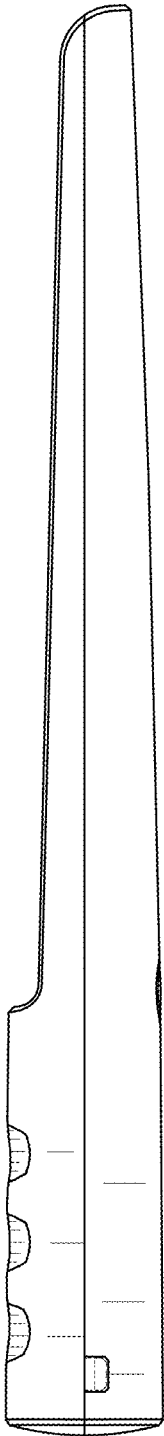


FIG. 12

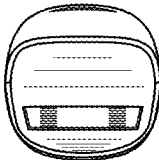


FIG. 13

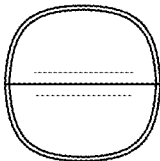


FIG. 14



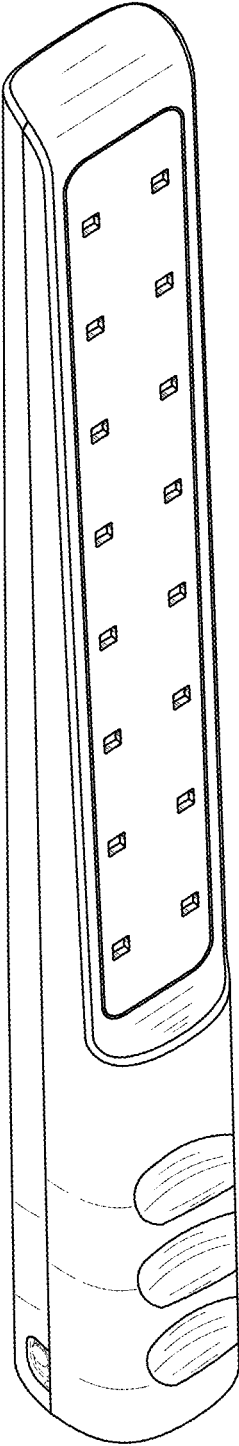


FIG. 15

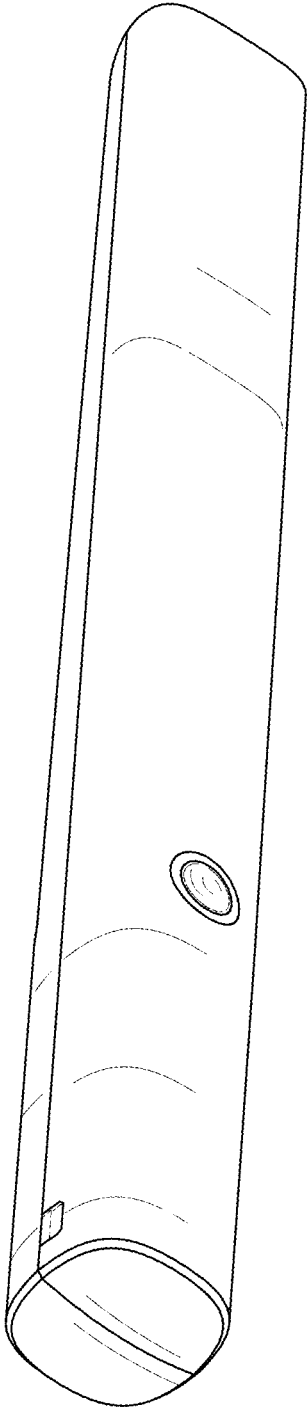


FIG. 16