

W. Graff,

Bottle Stopper.

No. 83485.

Patented Oct. 27. 1868.

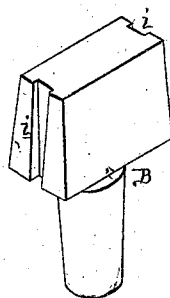
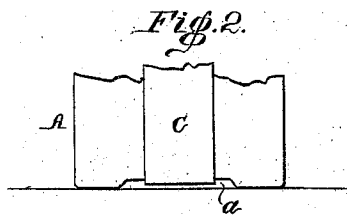
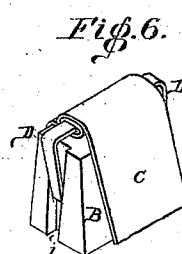
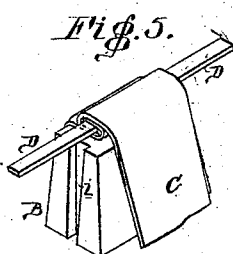
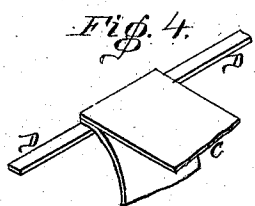
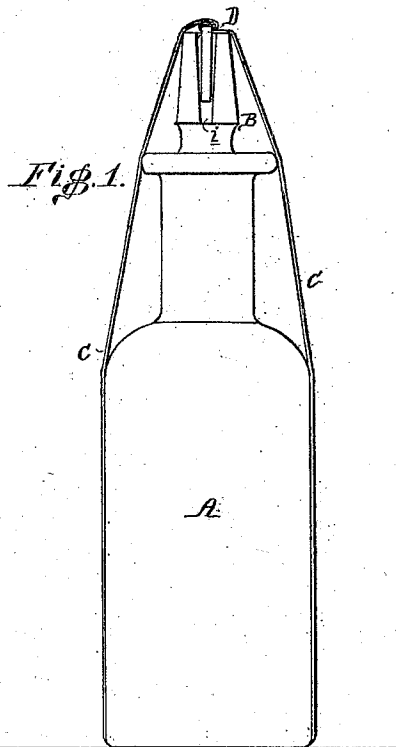


Fig. 3.

Witnesses { *Wm. A. Steel*
John Parker

Wm. Graff
By his Attys
J. H. Howson

United States Patent Office.

WILLIAM GRAFF, OF PHILADELPHIA, PENNSYLVANIA.

Letters Patent No. 83,485, dated October 27, 1868.

IMPROVED BOTTLE-STOPPER.

The Schedule referred to in these Letters Patent and making part of the same.

To all whom it may concern:

Be it known that I, WILLIAM GRAFF, of Philadelphia, Pennsylvania, have invented an Improved Fastening for the Stoppers of Bottles; and I do hereby declare the following to be a full, clear, and exact description of the same.

My invention consists of a ribbon, or its equivalent, which is passed completely around a bottle and its stopper, and of a flexible strip of metal, by which the ends of the ribbon are fastened together, and to the said stopper, substantially as described hereafter, the said ribbon retaining the stopper in its place, and at the same time serving as an appropriate label, on which may be printed the name of the contents of the bottle.

In order to enable others to make and apply my invention, I will now proceed to describe the mode of constructing and using the same, reference being had to the accompanying drawing, which forms a part of this specification, and in which—

Figure 1 is a view of a bottle with my improved fastening for the stopper of the same;

Figure 2, a detached view of the lower part of the bottle;

Figure 3, a perspective view of the stopper; and

Figures 4, 5, and 6, detached perspective views illustrating my invention.

Similar letters refer to similar parts throughout the several views.

A represents a bottle, and B a stopper, of glass or other suitable material, and this stopper is retained in its place by a ribbon or other band, C, which is passed completely around the bottle and over the stopper, as seen in fig. 1.

That portion of the ribbon C which passes beneath the bottom of the bottle is received into a recess or groove, *a*, which prevents the ribbon from moving laterally, while it permits the bottle to stand steadily upon its base, without soiling or otherwise injuring the ribbon.

After thus passing the ribbon around the bottom of the bottle, its opposite ends are fastened together above

the stopper, by means of a narrow strip, D, of tinned iron, sheet-brass, or other thin flexible metal, in the following manner:

The opposite ends of the ribbon are held together against the said strip D, so as to slightly overlap the same, as seen in fig. 4. Both ribbon and strip are then turned, so as to wind the former round the latter, until the ribbon is drawn tight and the strip is brought in contact with the top of the stopper; after which the opposite ends of the strip are bent downwards over the stopper, and into grooves *i i*, formed in the sides of the same. (See figs. 5 and 6.) These grooves are wider at the top than at the bottom, (as shown best in fig. 3,) to facilitate the introduction of the ends of the strip, but to complete the fastening, the latter, while being bent, are forced with a slight effort into the narrower portions of the grooves, which bind upon and prevent the ends of the strip from springing out and releasing the ribbon.

To remove the fastening, all that is necessary is to disengage the ends of the strip from the grooves in the stopper, and then, by turning the strip, to unwind and release the ends of the ribbon.

The above fastening, while it firmly secures the stopper, can be made quite ornamental by employing bright-colored silk ribbons, upon which the name of the article contained in the bottle may be printed.

I claim as my invention, and desire to secure by Letters Patent—

The ribbon C, or its equivalent, passing around the bottle and over the stopper, in combination with a flexible strip, D, adapted to the ends of the ribbon, and to grooves in the said stopper, all substantially as herein described.

In testimony whereof, I have signed my name to this specification in the presence of two subscribing witnesses.

WM. GRAFF.

Witnesses:

JOHN WHITE,
HARRY SMITH.