



US00D765643S

(12) **United States Design Patent**
Witter et al.

(10) **Patent No.:** **US D765,643 S**

(45) **Date of Patent:** **** Sep. 6, 2016**

(54) **SMARTPHONE CASE**

(71) Applicant: **OTTER PRODUCTS, LLC**, Fort Collins, CO (US)

(72) Inventors: **Kevin W. Witter**, Fort Collins, CO (US); **Matthew S. Krajec**, Loveland, CO (US); **John P. Fitzgerald**, Fort Collins, CO (US)

(73) Assignee: **OTTER PRODUCTS, LLC**, Fort Collins, CO (US)

(**) Term: **15 Years**

(21) Appl. No.: **29/534,990**

(22) Filed: **Aug. 3, 2015**

(51) **LOC (10) Cl.** **14-03**

(52) **U.S. Cl.**
USPC **D14/250**

(58) **Field of Classification Search**
USPC D14/238.1, 440, 203.3–203.7, 217, 240, D14/248, 251–253, 447, 496, 250; D3/201, D3/218, 247, 269, 273, 301, 303; D13/103, 107–108, 119
CPC H04B 1/3888; H04M 1/0283; H04M 1/0202; A45C 1/06; A45C 11/00; A45C 13/02; A45C 2011/002; A45F 2005/026; A45F 2200/0525; A45F 2200/0516
See application file for complete search history.

D618,230 S 6/2010 Brown et al.
D623,180 S * 9/2010 Diebel D14/250
D623,640 S * 9/2010 Freeman D14/250
D624,909 S * 10/2010 Huskinson D14/250
D626,538 S * 11/2010 Brown D14/250
8,186,514 B2 5/2012 Bowers
D667,783 S 9/2012 Zhang et al.
D668,245 S 10/2012 Bau
D669,458 S * 10/2012 Wilson D14/250
8,286,789 B2 * 10/2012 Wilson A45C 11/00
206/320

D671,932 S 12/2012 Azoulay
D673,159 S 12/2012 McCarthy et al.
D673,551 S 1/2013 Chang et al.
D674,801 S 1/2013 Wharram
D675,604 S * 2/2013 Limber D14/250
D681,020 S 4/2013 Magness et al.
D681,621 S 5/2013 Magness
D681,622 S 5/2013 Melanson et al.
8,443,971 B1 5/2013 Green et al.
D684,149 S 6/2013 Chang et al.
D684,358 S 6/2013 Pegg

(Continued)

Primary Examiner — Carla Jobe Wright

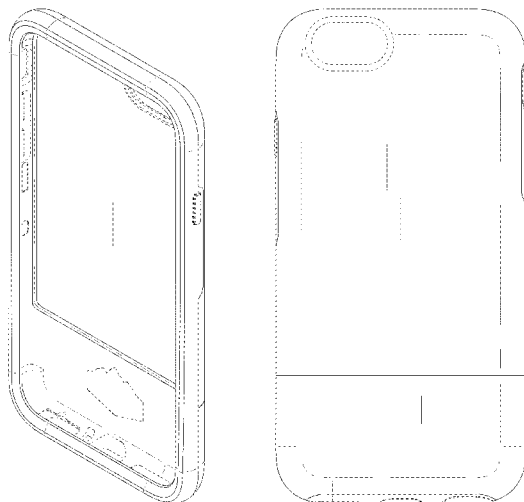
(57) **CLAIM**
The ornamental design for a smartphone case, as shown and described.

DESCRIPTION

FIG. 1 is a front isometric view of a smartphone case showing our new design;
FIG. 2 is a rear isometric view thereof;
FIG. 3 is a front view thereof;
FIG. 4 is a rear view thereof;
FIG. 5 is a left view thereof;
FIG. 6 is a right view thereof;
FIG. 7 is a top view thereof shown on an enlarged scale; and
FIG. 8 is a bottom view thereof shown on an enlarged scale.
The broken lines throughout the drawing figures depict portions of the smartphone case that form no part of the claimed design.

1 Claim, 6 Drawing Sheets

(56) **References Cited**
U.S. PATENT DOCUMENTS
D574,819 S 8/2008 Andre et al.
D575,056 S 8/2008 Tan
D597,089 S 7/2009 Khan et al.
7,609,512 B2 10/2009 Richardson et al.
D603,603 S * 11/2009 Laine D3/218
D606,532 S 12/2009 de Jong et al.
D609,463 S * 2/2010 Bullen D3/218



(56)

References Cited

U.S. PATENT DOCUMENTS

D685,358 S 7/2013 Armstrong et al.
 D685,785 S 7/2013 Seoc et al.
 D686,607 S 7/2013 Hong
 8,504,126 B1* 8/2013 Maravilla H04B 1/3888
 150/147
 D694,743 S * 12/2013 Monaco D14/250
 D703,654 S 4/2014 Melanson et al.
 D703,656 S 4/2014 Witter et al.
 D709,058 S 7/2014 Hemesath et al.
 D709,869 S 7/2014 Witter et al.
 8,774,881 B2* 7/2014 Johnson H04M 1/04
 455/575.1
 8,777,003 B2* 7/2014 Hong A45C 11/00
 206/320
 D710,346 S 8/2014 Smith et al.
 D712,890 S * 9/2014 McCormac D14/250

D721,071 S 1/2015 Nelson et al.
 D725,643 S * 3/2015 Lee D14/250
 D735,184 S * 7/2015 Lee D14/250
 D746,801 S * 1/2016 Pan D14/250
 D746,805 S * 1/2016 Kim D14/250
 D756,343 S * 5/2016 Wall D14/250
 D756,977 S * 5/2016 Schriefer D14/250
 2011/0259664 A1* 10/2011 Freeman A45C 11/00
 181/202
 2012/0043235 A1 2/2012 Klement
 2013/0098788 A1 4/2013 McCarville et al.
 2013/0157730 A1* 6/2013 McCormac H04W 88/02
 455/575.8
 2013/0257240 A1 10/2013 Hong
 2014/0049142 A1 2/2014 Magness
 2014/0216976 A1* 8/2014 Conarro A45C 11/00
 206/525
 2014/0357330 A1* 12/2014 Lin H04M 1/0283
 455/575.8

* cited by examiner

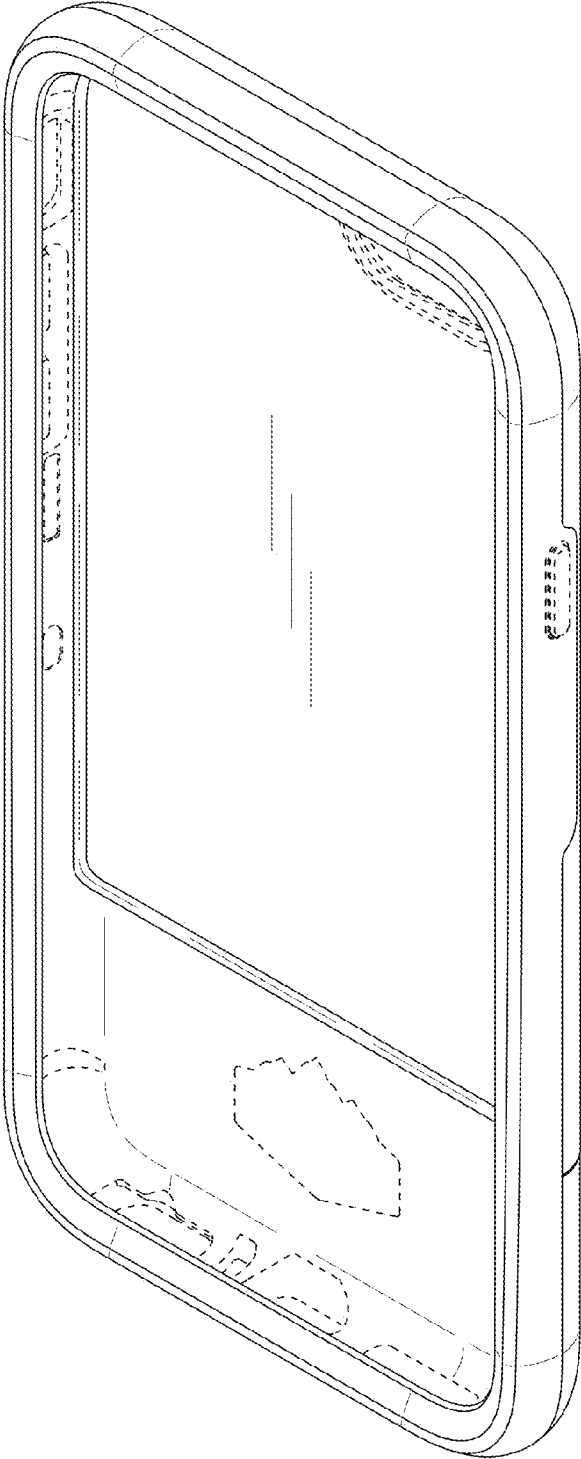


FIG. 1

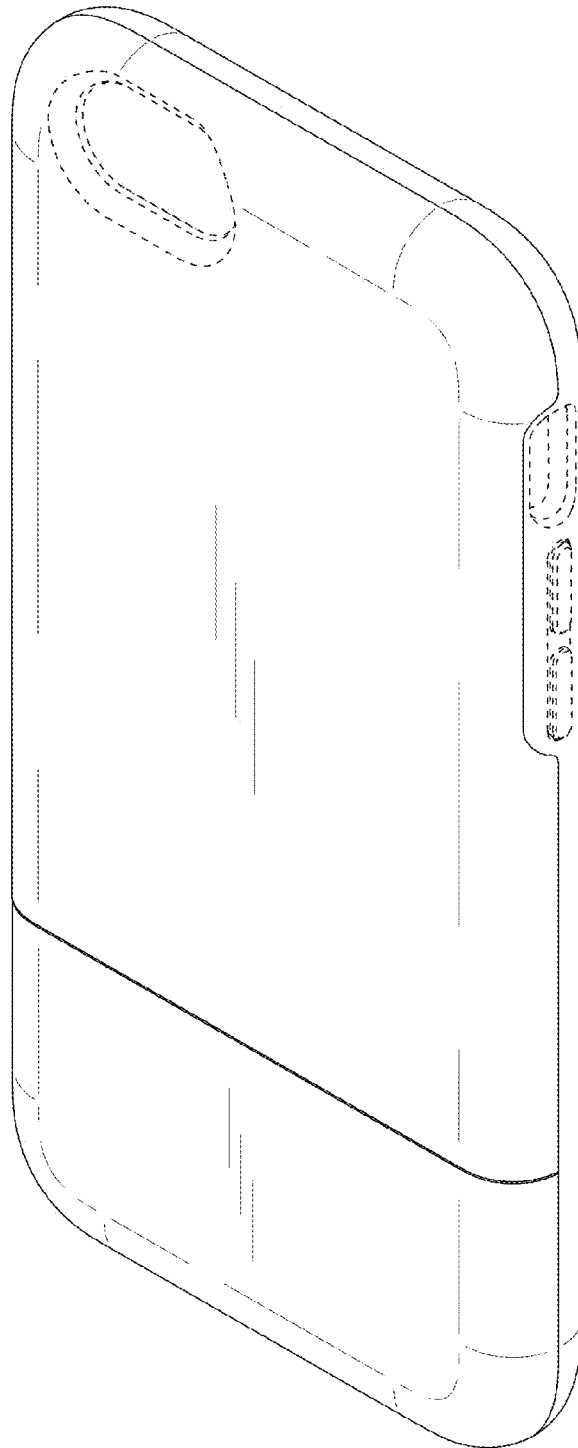


FIG. 2




FIG. 3

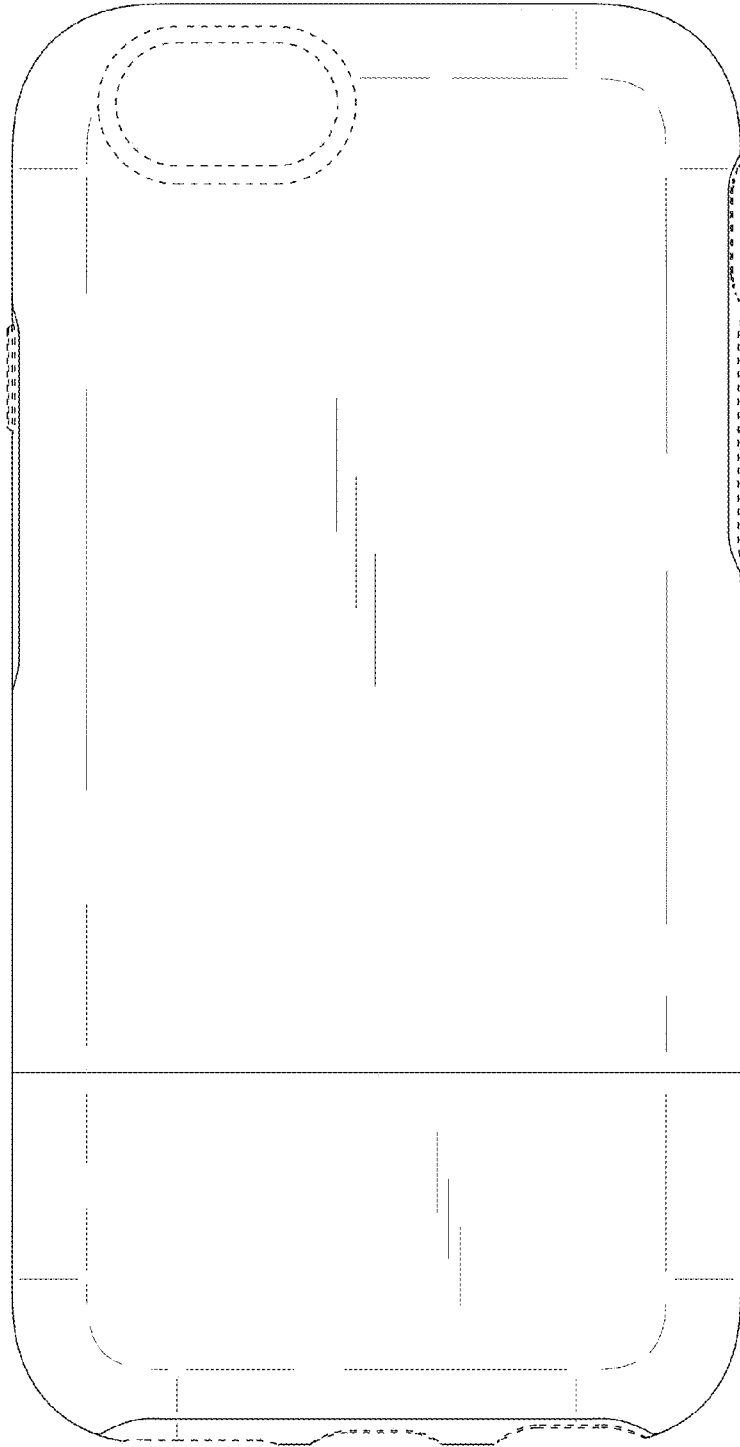


FIG. 4

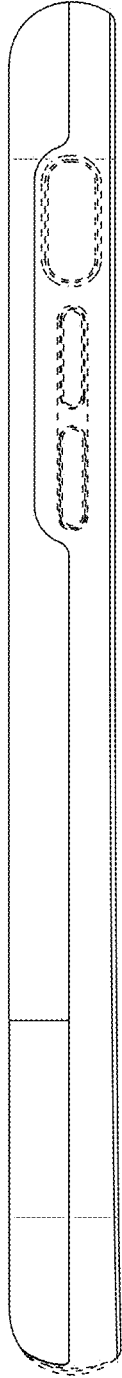


FIG. 5

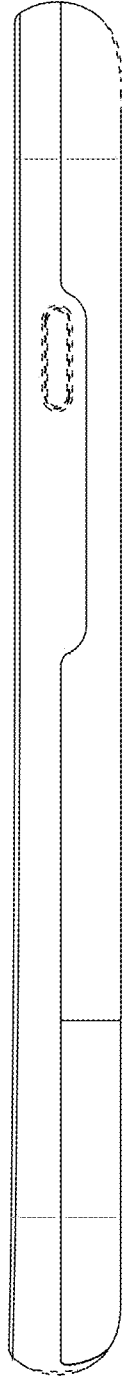


FIG. 6

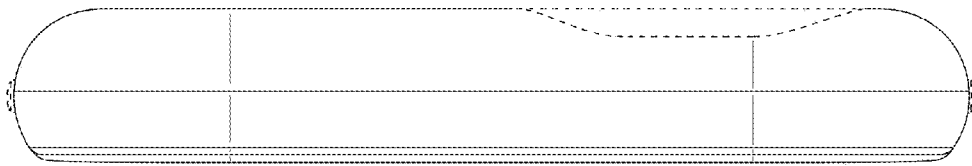


FIG. 7

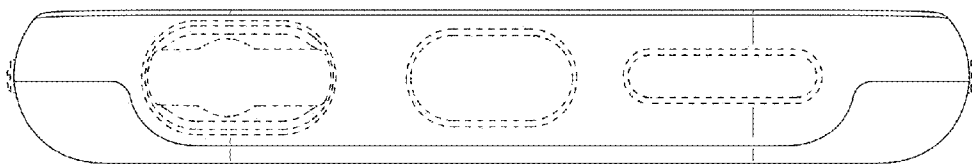


FIG. 8