

(No Model.)

J. H. CORNELL.  
VINE HOLDER.

No. 466,932.

Patented Jan. 12, 1892.

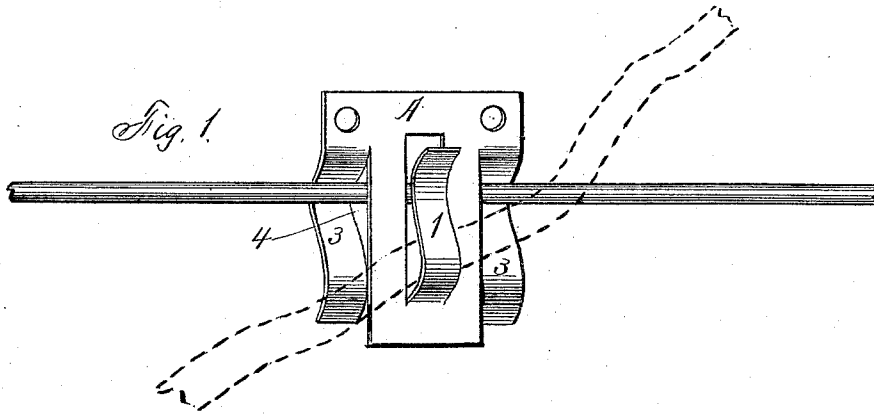
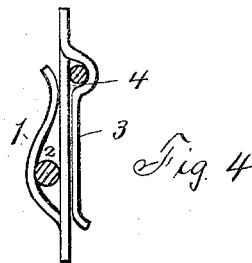
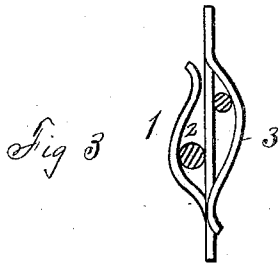
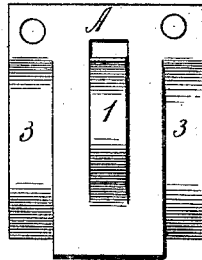


Fig. 1.



WITNESSES:

H. A. Carhart.

C. D. Linn.

John H. Cornell INVENTOR

BY  
Smith & Benson  
his ATTORNEYS

# UNITED STATES PATENT OFFICE.

JOHN H. CORNELL, OF TAUGHANNOCK FALLS, NEW YORK.

## VINE-HOLDER.

SPECIFICATION forming part of Letters Patent No. 466,932, dated January 12, 1892.

Application filed April 24, 1891. Serial No. 390,270. (No model.)

*To all whom it may concern:*

Be it known that I, JOHN H. CORNELL, of Taughannock Falls, in the county of Tompkins, in the State of New York, have invented  
5 new and useful Improvements in Vine-Holders, of which the following, taken in connection with the accompanying drawings, is a full, clear, and exact description.

My invention relates to a device for fastening and holding grape or other vines in place  
10 upon a wall or trellis.

My object is to produce such a device for holding vines upon trellises or other places, detachable itself, and so constructed as not to  
15 injure the vine and at the same time one from which it may be readily detached, cheap and durable in construction, and of great utility.

My invention consists in the several novel  
20 features of construction and operation hereinafter described, and which are specifically set forth in the claim hereunto annexed.

It is constructed as follows, reference being had to the accompanying drawings, in  
25 which—

Figure 1 is an isometrical view of the device complete, supported by a wire and showing a vine held in the arm or lock in dotted lines. Fig. 2 is a front view thereof detached.  
30 Fig. 3 is an edge view showing the wire and vine in cross-section. Fig. 4 is an end view of Fig. 2.

A is a piece of sheet metal, having a tongue 1 cut therein, as shown, and bent outwardly  
35 and inwardly to form the lock 2. Upon either

or both sides of the piece A, I cut strips 3, as shown, and then bend them first to form the eye or wire-lock 4, thence downwardly, and its extreme end 5 outward to more readily allow the device to be placed upon the wire. 40 It will be seen that by raising the pieces 3 the plate may be placed upon the wire and will assume the position shown in Fig. 1. The vine is then placed in the lock 2 between the body of the plate and the tongue 1, where it 45 is held in position yieldingly. It will also be observed that the plate A may be secured directly to a wall by screws or any other well-known means, in which case the strips 3 are both used. 50

What I claim as my invention, and desire to secure by Letters Patent, is—

A device for holding vines, consisting of a base-piece provided with integral downwardly-projecting arms having swells at their upper ends adapted to secure a wire and outwardly-projecting lips at their lower ends, and another integral arm projecting upwardly between the two first-named arms from the lower portion of the base-piece, having a swell at its lower portion for securing the vine and an outwardly-projecting lip at its upper extremity, as shown and described. 55 60

In witness whereof I have hereunto set my hand this 13th day of April, 1891.

JOHN H. CORNELL.

In presence of—

DE WITT C. BOUTON,  
BRADFORD ALMY.