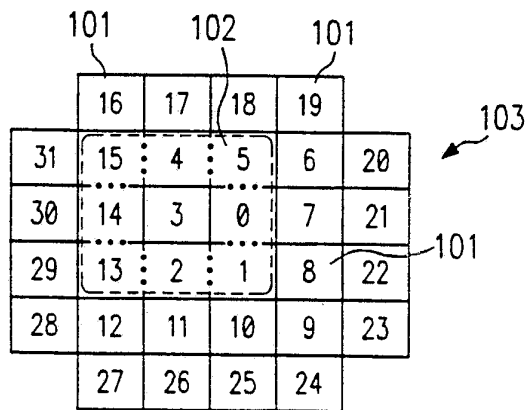




INTERNATIONAL APPLICATION PUBLISHED UNDER THE PATENT COOPERATION TREATY (PCT)

<p>(51) International Patent Classification ⁵ : H04Q 7/04, H04B 7/26</p>	<p>A1</p>	<p>(11) International Publication Number: WO 93/23965 (43) International Publication Date: 25 November 1993 (25.11.93)</p>
<p>(21) International Application Number: PCT/SE93/00363 (22) International Filing Date: 26 April 1993 (26.04.93) (30) Priority data: 882,607 12 May 1992 (12.05.92) US (71) Applicant: TELEFONAKTIEBOLAGET LM ERICSSON [SE/SE]; S-126 25 Stockholm (SE). (72) Inventors: BOUDREAU, Alain ; 123 Debussat, Le Gardeur, Montreal, Quebec J5Z 4L8 (CA). BEAUREGARD, Andre ; 2898 De La Bastille, Bois Briand, Quebec J7H 1K4 (CA). (74) Agents: LÖVGREN, Tage et al.; Telefonaktiebolaget LM Ericsson, S-126 25 Stockholm (SE).</p>		<p>(81) Designated States: AU, BR, CA, FI, JP, KR, NZ, European patent (AT, BE, CH, DE, DK, ES, FR, GB, GR, IE, IT, LU, MC, NL, PT, SE). Published <i>With international search report.</i></p>

(54) Title: CELLULAR COMMUNICATIONS SYSTEM UTILIZING PAGING AREAS



(57) Abstract

A system for paging mobile stations (M1-M10) within a service area (103) of a cellular telecommunication system wherein paging areas (102), which are composed of a plurality of location areas (101), are created to provide a means for locating a mobile station (M1-M10) when the mobile station (M1-M10) has not responded to a location area (101) page and without requiring a service area (103) page. The system sends a page request to the location area (101) where the desired mobile station (M1-M10) last registered. If a response is not received, the system sends a page request to the paging area (102) which includes a plurality of location areas (101) where the mobile station (M1-M10) is likely to be found. If a page response is still not received from the desired mobile station (M1-M10), then a page request will be sent to all of the location areas (101) within the service area (103).

FOR THE PURPOSES OF INFORMATION ONLY

Codes used to identify States party to the PCT on the front pages of pamphlets publishing international applications under the PCT.

AT	Austria	FR	France	MR	Mauritania
AU	Australia	GA	Gabon	MW	Malawi
BB	Barbados	GB	United Kingdom	NL	Netherlands
BE	Belgium	GN	Guinea	NO	Norway
BF	Burkina Faso	GR	Greece	NZ	New Zealand
BG	Bulgaria	HU	Hungary	PL	Poland
BJ	Benin	IE	Ireland	PT	Portugal
BR	Brazil	IT	Italy	RO	Romania
CA	Canada	JP	Japan	RU	Russian Federation
CF	Central African Republic	KP	Democratic People's Republic of Korea	SD	Sudan
CG	Congo	KR	Republic of Korea	SE	Sweden
CH	Switzerland	KZ	Kazakhstan	SK	Slovak Republic
CI	Côte d'Ivoire	LJ	Liechtenstein	SN	Senegal
CM	Cameroon	LK	Sri Lanka	SU	Soviet Union
CS	Czechoslovakia	LU	Luxembourg	TD	Chad
CZ	Czech Republic	MC	Monaco	TG	Togo
DE	Germany	MG	Madagascar	UA	Ukraine
DK	Denmark	ML	Mali	US	United States of America
ES	Spain	MN	Mongolia	VN	Viet Nam
FI	Finland				

CELLULAR COMMUNICATIONS SYSTEM UTILIZING PAGING AREAS
CROSS REFERENCE TO RELATED APPLICATION

5 This application contains subject matter related to copending U.S. Patent Application Serial No. 07/881,598, filed May 12, 1992, in the name of K. Raj Sanmugam, entitled "Improved Allocation of Paging Capacity in Cellular Applications," assigned to the assignee of the present invention and incorporated by reference herein.

10

BACKGROUND OF THE INVENTION

Field Of The Invention

15 The present invention relates to paging within cellular communication systems, and more particularly, to the efficient allocation of paging distribution within a cellular communication system.

History of the Prior Art

20 Cellular radio communications is, perhaps, the fastest growing field in the world-wide telecommunications industry. Its growth has been such that in recent years the capacity of existing systems

-2-

has been severely stressed to serve all of the subscribers who would like to have access to the system, particularly in major metropolitan areas. Moreover, cellular radio technology is currently moving
5 from analog based systems, in which each subscriber communications channel is allotted to a single radio channel, to digital based systems in which a plurality of subscriber channels can be assigned to each radio channel through time division multiple access (TDMA)
10 radio technology. In TDMA radio each channel is divided into a plurality of time slots and a digitized portion of each subscriber channel is broadcast in a different time slot.

However, despite the use of digital technology, such as TDMA, to increase cellular radio system
15 capacity, the tremendous demand for cellular radio service is placing other demands on the system. For example, communication between the radio base stations within the system and the mobile stations within the
20 system are divided into a plurality of voice or speech channels and at least one access or control channel, which may be either analog or digital and which may have any data rate. An illustrative one of such access or control channel is referred to as the forward
25 control channel (FOCC).

Each mobile station which is operating within a cellular communications system must be locatable when a call is received by the system which is intended for that station. A mobile station is located by
30 broadcasting a paging signal directed to the mobile and requesting it to respond if it receives the page. When the mobile broadcasts its page response signal to the page signal it is then placed on a voice channel by the base station and the call intended for the mobile can

-3-

be connected to it through that voice channel. Cellular telecommunications systems employ a control channel such as the forward control channel (FOCC) as the means by which paging signals are broadcast into
5 the various cells of the system in order to locate a particular mobile station. Thus, the more paging within a system the more radio traffic there is on the FOCC of the system. The continued subscriber growth within cellular systems along with the continued
10 introduction of additional functionalities within the system will undoubtedly greatly increase the paging load within each system and place an even higher demand for FOCC capacity within each system.

The capacity of the control channel, such as the
15 FOCC, within a system may be limited because of at least two reasons. For example, the data rate over certain forward control channels is restricted to a rate on the order of 8-10K bits per second which is a speed limitation imposed by the technology used in that
20 implementation. Secondly, the control channel must also be utilized to transmit other messages to the mobile stations, including, for example, voice channel designations, directed retry orders, system ordered rescan signals and system overhead message trains each
25 of which use substantial control channel capacity each time they are transmitted. Thus, it is desirable to utilize the control channel capacity in as an efficient manner as possible by paging in as localized an area as possible and still reliably locating the mobile station
30 being sought by the system.

In conventional cellular radio systems, paging within each system is employed to serve not only its own paging needs but also the paging needs of the various cooperating exchanges which seek to locate

-4-

mobile subscribers within the exchange in response to call requests within their own exchanges. Paging provides the service of attempting to locate a mobile station's whereabouts within the exchange in order to set up a call to that mobile station.

More specifically, the paging process in mobile cellular radio systems, attempts to identify the specific cell containing that mobile, as described above in connection with the paging process. During the execution of this process, the mobile switching center (MSC) searches for the mobile by sending a sequence of paging messages on the FOCC of the system and awaits a page response. Obviously, the page message must be transmitted to all of the cell sites covering the entire service area of the system in order to ensure that the mobile is located regardless of where it might be within the system. This implies that when the use of paging capacity on all the control channels in the exchange is required, only one mobile can be paged at any given time. This limitation on cellular system capacity has been improved by the definition of "location areas" (LA's) wherein the entire service area of an exchange is divided into a plurality of different location areas. Each LA may consist of one or more individual cells within the system. Each mobile informs the system as to its specific LA identification either periodically or whenever it crosses a location area border by means of registration access within the system. The definition of LA's allows selective paging within the system thereby conserving paging capacity resources. That is, if the LA of a mobile station to be located is known then a page message for that mobile is sent only within that particular LA. As a result of this modification

-5-

of the paging process, as many different mobile stations may be paged simultaneously as there are location areas within the system which greatly increases the paging capacity of the system.

5 In present systems, when a page remains unanswered by the mobile station which is sought, the page must be repeated. This repetition can be either within a location area previously paged or within the entire service area (SA) of the system. The present practice
10 within cellular radio systems is to employ the paging process to handle incoming page requests on a "first come, first served" basis. Depending upon whether the location area (LA) of the requested mobile station is known or not, the amount of paging capacity allocated
15 to serve a particular page request is the same. That is, if the LA of the mobile station is known then the first page attempt is within the LA. Otherwise, it is within the service area SA which includes all of the LA's within the exchange. If no response is received
20 to the page, the page is repeated either within the LA itself or within the SA.

 When attempting to route a call to a mobile station, the MSC must specifically know in which cell the mobile station is located. In accomplishing the
25 task of locating the mobile, the MSC pages the mobile station in the location area where the mobile station last registered. This prevents a global or system-wide page wherein all the cells within an exchange are paged simultaneously. If the mobile station does not answer
30 the page request in the registered location area of its last registration, only then is service area or global paging required in order to locate the mobile.

 Experience with the management of cellular communication systems has shown that a high percentage

-6-

of mobile stations do not answer location area paging. There are three main causes for this problem. The first is the continual existence of earlier manufactured mobile stations which are able to store
5 four different area identification codes (AIDs) within their internal memory. Such mobile stations will not perform forced registration if they remain within the same four location areas corresponding to the four AIDs stored within the mobile station's memory. If a mobile
10 station moves from one of these four location areas to another, a forced registration does not occur and the mobile will not answer the page, thus requiring service area paging to contact the mobile.

As previously noted, the division of a service
15 area into location areas was deemed advantageous to alleviate capacity problems within the FOCC, especially in those situations where the number of subscribers served by one MSC had reached a level on the order of 40,000 to 50,000 mobile stations. The FOCC cannot
20 efficiently handle all page requests in a system utilizing only system-wide paging since all the cells within the system area are simultaneously paged. The division of the system area into location areas, which include a relatively small number of cells, was created
25 to permit a page request to be directed to a specific location area if the desired mobile station was known to be located within that specific location area.

Whenever a mobile station crosses the border
between two location areas, it is required to make a
30 registration access to the MSC by means of a bit in the overhead message of the FOCC. Crossing of the border is detected by the mobile station due to the fact that the AID in the overhead message on the FOCC from the new location area is not equal to the AID received in

-7-

5 a prior forced registration and stored within the
mobile's memory. However, if a mobile station is able
to store four AIDs within its internal memory, as the
older models are able to do, then when it crosses the
border between location areas whose AIDs are currently
10 stored within the memory of the mobile station, a
forced registration will not occur since the AID of the
new location area is the same one of the AIDs of the
prior location area stored within the memory of the
mobile station. Thus, the mobile station will not
15 answer a page directed to the location area of last
registration, because the MSC will not have an accurate
indication of where the mobile is currently located.
This will continue as long as the mobile station
remains within a group of four location areas, whose
AIDs are stored within the mobile's memory, which is
often the case.

The second reason why mobile stations often do not
respond to a location area page relates to "rescanning"
20 by the mobile stations. To ensure optimum performance,
mobile stations access the system (for the purposes of
registration, call initiation, and page response, for
example) on the best available control channel. For
this reason, before each access, the mobile station
25 will "rescan" and listen to all the available control
channels to choose the one having the best signal
strength for access. The specification of the cellular
system air interface standard causes the mobile
stations to rescan both before and after every access.
30 For example, when a mobile station detects that it has
crossed a location area (or service area) border, it
conducts a forced registration. The mobile station
rescans for the control channel with the best signal
strength, performs the forced registration message

-8-

exchange and then rescans again, this time without checking whether or not the mobile station has again crossed a border. After the access, the mobile station then remains tuned to the best quality control channel it found during the second "rescan." If the second control channel found by the mobile station is different from the first, because the mobile crossed another border, the mobile station will not be tuned to the control channel of the location/service area in which it last registered and, thus, become "lost" to the system. This situation is quite common especially when a mobile station is moving along a border between location areas or exchanges. The control channels of the neighboring location areas or exchanges begin to compete with each other since both their respective signals are being received by the mobile station. The two signals will fade in and out as the mobile moves along the border.

In other words, if the second control channel belongs to a location area different than the control channel found when performing the first rescan, and the mobile is now located in the first location area, service area paging will be needed to find the mobile station. If the second control channel belongs to a neighboring exchange, the mobile station will not answer to any page at all from the first exchange and will not be able to receive any calls.

A third reason why a mobile station may not respond to a location area page is related to the addition of more and more subscribers to a mobile telephony system. In metropolitan areas, where there is a high concentration of subscribers, the cell radii are becoming smaller and smaller. The same cochannel reuse frequencies are being used by cells that are

-9-

getting closer and closer in order to accommodate increased traffic density. Thus, when performing an access (specifically registrations), if the access is heard by more than one cell using the same control channel, there can be inconsistencies between where the MSC (or the mobile network if the multiple access is between cells that belong to different MSCs) believes the mobile is located and the actual location of the mobile. One solution to the capacity problem which is occurring within the available frequencies and the associated FOCC control channels is that of geographically closer frequency reuse. A utilization of both location and paging area paging allows for a multiple use of the FOCC channel since multiple mobiles can be paged using the one FOCC channel.

Because of the foregoing problems inherent in existing cellular communication systems, it is desirable to introduce a system of paging utilizing paging areas, which allow paging within a greater number of cells than that of a location area without having to page in the entire service area. Paging areas serve as a middle step between location area paging and service area paging and thereby improve the capacity and the efficiency of the forward control channel. As an example, a service area can be divided into 16 location areas. If a paging area contains four location areas, the use of paging area paging reduces the load caused by a service area page by a factor of four. Service area paging can still be utilized if the mobile station does not respond to the paging area page. However, if the paging areas are wisely defined by the system operator, a very small percentage of the calls will need service area paging.

-10-

This system of utilizing paging areas can also be implemented on a multi-exchange basis. In such a situation, paging areas may include within their borders location areas located in adjacent service areas.

5

SUMMARY OF THE INVENTION

In one aspect of the invention, paging areas composed of a plurality of location areas provide a means for locating a mobile station which has not responded to a location area page without requiring a service area page.

10

In another aspect, the present invention includes a system for paging mobile subscribers within the service area of a cellular communications system which comprises a plurality of cells grouped into contiguous locations areas each having one or more cells. Mobile subscribers are first paged in the particular location area within which they last registered with the system. Thereafter, the mobile subscribers are paged in a plurality of location areas within the service area of the system in response to failure of the mobile subscribers to respond to the particular location area pages. The location areas from which a page response is received from said mobile subscribers in response to said pages within a plurality of location areas are recorded. The location areas are then arranged in groups forming paging areas, each containing a plurality of locations areas and with each paging area being associated with a particular location area based upon the previously recorded statistical likelihood of locating a mobile within the particular group of location areas comprising a paging area when it last registered in the associated location area. The

15

20

25

30

-11-

plurality of location areas within which the mobile subscribers are paged, following failure to respond to a location area page, may be either a paging area or all of the location areas within the service area of the system.

5
10
15
20
25
30

In still another aspect, the present invention includes a system for paging mobile stations within a cellular telecommunications system in which groups of cells are arranged in location areas and groups of location areas are arranged in paging areas. A call request for a desired mobile station is received from a calling party, the location area within which the desired mobile station last registered is determined and a page request is sent to the location area. The calling party is connected to the mobile station if a page response is received from the mobile station in response to the page request. If both paging area paging and service area paging is not enabled for the system and a page response is not received from the mobile station in response to the page request the calling party is informed that the mobile station is not available. If paging area paging is enabled for the system, the paging area which is associated with the location area where the mobile station last registered is determined. Next, a list of a plurality of location areas defined by the paging area is determined and a page request is sent to the plurality of location areas within the paging area. The calling party is connected to the mobile station if a page response is received from the mobile station in response to the page request. If, however, service area paging is not enabled for the system and a page response is not received from the mobile station as a result of the page request, the calling party is

-12-

informed that the mobile station is not available. If, however, service area paging is enabled for the system a page request is sent to all location areas within the service area. The calling party is informed that the

5 mobile station is not available if a page response is not received from said mobile station in response to the service area page.

BRIEF DESCRIPTION OF THE DRAWINGS

For a more complete understanding of the present invention and for further objects and advantages thereof, reference may now be had to the following description taken in conjunction with the accompanying drawings, in which:

FIG. 1 is a pictorial representation of a cellular radio communication system including a mobile switching center, a plurality of base stations, and a plurality of mobile stations;

FIG. 2 is a block diagram illustrating the organization of an exemplary cellular radio service area partitioned into location areas, paging areas, and service areas; and

FIG. 3A-3B is a flow chart illustrating the manner in which paging requests are handled, including the utilization of paging areas in accordance with the system of the present invention.

DETAILED DESCRIPTION OF THE PREFERRED EMBODIMENTS

Referring first to FIG. 1, there is illustrated a conventional cellular radio communications system of the type to which the present invention generally pertains. In FIG. 1, an arbitrary geographic area may be divided into a plurality of contiguous radio coverage areas, or cells C1-C10. While the system of FIG. 1 is illustratively shown to include only 10 cells, it should be clearly understood that in practice, the number of cells will be much larger.

Associated with and located within each of the cells C1-C10 is a base station designated as a corresponding one of a plurality of base stations B1-B10. Each of the base stations B1-B10 includes a transmitter, a receiver, and base station controller as

-14-

are well known in the art. In FIG. 1, the base stations B1-B10 are illustratively located at the center of each of the cells C1-C10, respectively, and are equipped with omni-directional antennas. However, in other configurations of a cellular radio system, the base stations B1-B10 may be located near the periphery, or otherwise away from the centers of the cells C1-C10 and may illuminate the cells C1-C10 with radio signals either omni-directionally or directionally. Therefore, the representation of the cellular radio system of FIG. 1 is for purposes of illustration only and is not intended as a limitation on the possible implementations of the cellular radio system within which the system of the present invention is implemented.

With continuing reference to FIG. 1, a plurality of mobile stations M1-M10 may be found within the cells C1-C10. Again, only 10 mobile stations are shown in FIG. 1 but it should be understood that the actual number of mobile stations will be much larger in practice and will invariably greatly exceed the number of base stations. Moreover, while none of the mobile stations M1-M10 may be found in some of the cells C1-C10, the presence or absence of the mobile stations M1-M10 in any particular one of the cells C1-C10 should be understood to depend, in practice on the individual desires of the mobile stations M1-M10 who may roam from one location in the cell to another or from one cell to an adjacent cell or neighboring cell, and even from one cellular radio system served by an MSC to another such system.

Each of the mobile stations M1-M10 is capable of initiating or receiving a telephone call through one or more of the base stations B1-B10 and a mobile switching

-15-

center MSC. A mobile switching center MSC is connected by communication links, e.g., cables, to each of the illustrative base stations B1-B10 and to the fixed public switched telephone network PSTN, not shown, or a similar fixed network which may include an integrated system digital network (ISDN) facility. The relevant connections between the mobile switching center MSC and the base stations B1-B10, or between the mobile switching center MSC and the PSTN or ISDN, are not completely shown in FIG. 1 but are well known to those of ordinary skill in the art. Similarly, it is also known to include more than one mobile switching center in a cellular radio system and to connect each additional mobile switching center to a different group of base stations and to other mobile switching centers via cable or radio links.

Each of the cells C1-C10 is allocated a plurality of voice or speech channels and at least one access or control channel, such as a forward control channel (FOCC). The control channel is used to control or supervise the operation of mobile stations by means of information transmitted to and received from those units. Such information may include incoming call signals, outgoing call signals, page signals, page response signals, location registration signals, voice channel assignments, and maintenance instructions as a mobile station travels out of the radio coverage of one cell and into the radio coverage of another cell. The control or voice channels may operate either in an analog or digital mode or a combination thereof.

Referring next to FIG. 2, there is shown a block diagram of a portion of the coverage area of an illustrative cellular radio system served by a particular MSC in which the cells, illustrated in FIG.

-16-

1, are organized into groupings to enable the more efficient utilization of the system resources. In FIG. 2, there are defined a plurality of location areas 101 shown as being thirty-two in number and numbered 0-31. Each location area (LA) 101 may include one or more individual cells. In addition, each location area 101 is surrounded by an additional grouping of location areas which together comprise a paging area (PA) 102. For example, the paging area 102 surrounding location area "3" includes location areas 1, 2, 3, 13, 14, 15, 4, 5 and 0. Finally, all of the location areas 101 taken together comprise the service area (SA) 103 of the system.

As shown in FIG. 2, the entire service area SA 103 is divided, by way of example, into thirty-two location areas LAs 101. Each mobile station informs the system of its current LA identification number by broadcasting that identification number either periodically or whenever the mobile crosses a location area border and is caused to do so by known registration access processes. The definition of the location areas 101 allows selective paging within the system. That is, if the location area of a particular mobile station desired to be located is known then the paging message is only sent within that particular location area. Thus, as many as thirty-two mobile stations may be paged simultaneously within the service area 103. It should be understood that the paging area within which a mobile is paged following an unanswered page within a location area may or may not include that location area depending on the particular circumstances.

An unanswered page is generally repeated. However, this repetition can be repeated within either the location area already paged, within the area

-17-

surrounding the location area 101, i. e. the paging area 102, or within the entire service area 103. FIG. 2 illustrates the composition of the various paging fields comprising the location areas 101, paging area 102, and service area 103. For example, if initial paging is performed within location area "3" and no response is obtained, the next page could be broadcast within the paging area 102 surrounding location area "3", and if still no response is obtained from the mobile, the page could be repeated within the entire service area 103, covering all of the location areas 0-31. If, however, no particular location area is known for the mobile which is desired to be located, the paging must be by definition within the entire service area 103 including all thirty-two of the location areas 0-31.

It could be observed from FIG. 2 that the breadth of the paging field, i. e., LA, PA, or SA, generally represents the extent of the control channel (FOCC) capacity required to broadcast the paging message to the mobile within that field. That is, broadcasting a page within the entire service area requires paging capacity from all of the base stations in the exchange, while paging within one paging area requires capacity from fewer base stations and so forth. Various techniques may be employed to optimize the paging capacity of the FOCC such as those taught in copending U. S. Patent Application Serial No. 07/881,598, filed May 12, 1992, in the name of K. Raj Sanmugam, entitled "Improved Allocation of Paging Capacity in Cellular Applications" and assigned to the assignee of the present invention which is hereby incorporated by reference herein.

-18-

Referring next to the flow chart of FIG. 3A-3B, it is there illustrated how the system of the present invention implements a page request coming into the system. The procedure begins at 200, and at 202, an
5 incoming page request is accepted into the system. Thereafter, at 204 the system recalls from its memory the location area from where the desired mobile station last registered. Next, at 206, a timer is started to establish how long one will wait for a response to a
10 page request that will be transmitted to the specified location area where the mobile station last registered. At 208, the system sends a page request to the specified location area where the mobile station last registered. The system then asks at 210 whether a page
15 response has been received from the desired mobile station. If a page response has been received from the mobile station, the system proceeds to 212 where the timer is stopped. Next, at 214, the system connects the mobile station to the requesting calling party.
20 Thereafter, at 216 the system records the identity of the location area from which the response was received and where the mobile station last registered for statistical purposes. These statistics will be utilized in further optimizing the coverage of the
25 location areas and the paging areas. The paging process ends at 218.

If at 210, a page response is not received from the mobile station, the system proceeds to 220 where the timer expires. Next, at 222 the system asks
30 whether paging area paging has been enabled. If paging area paging has not been enabled, the system proceeds to 238 where it is determined whether or not service area paging is enabled for the system. If service area paging has not been enabled, the system proceeds to 242

-19-

where the calling party is informed that the mobile station cannot be reached. The paging process then ends at 244.

5 If, at 222 it is determined that paging area
paging has been enabled, the system proceeds to 228
where the system retrieves from its memory the paging
area parameters associated with the location area where
the mobile last registered. Next, at 230 the system
10 retrieves the list of the particular location areas
defined by the specified paging area parameters.
Thereafter, at 232 a second timer is started to
establish how long one will wait for a response to a
page request which will be transmitted to the specified
15 paging area. At 234, the system sends a page request
to each of the location areas within the defined paging
area. The system asks at 240 whether a page response
has been received from the desired mobile station. If
so, at 266 the second timer is stopped; thereafter, the
system at 268 connects the calling party to the desired
20 mobile station. At 270 the system records the location
area from which a page response was received and where
the mobile station last registered for statistical
purposes. The paging process ends at 272.

25 If at 240, a page response is not received by the
system from the desired mobile station the second timer
will expire at 236. The system then asks at 238
whether service area paging has been enabled for the
system. If service area paging has not been enabled
the system proceeds to 242 where the calling party is
30 informed that the mobile station cannot be reached.
The paging process then ends at 244.

If at 238 service area paging has been enabled for
the system, then, at 246, a third timer is started.
Thereafter, at 248 the system sends page requests to

-20-

all location areas within the system area. The system then asks at 250 whether a page response has been received from the desired mobile station. If yes, at 252, the third timer is stopped. Next, at 254 the
5 calling party is connected to the desired mobile station; and, at 256 the system records the location area from which the response was received and where the mobile station last registered for statistical purposes. The paging process then ends at 258.

10 If, at 250 a page response is not received from the desired mobile station, at 260 the third timer will expire. Next, at 262 the system will inform the calling party that the mobile station cannot be reached. The paging process then end at 264.

15 In summary, the paging process optimizes the use of the control channel capacity by first sending a page request to the last known location of the desired mobile station. If no response is received within a specified time period, page requests are sent to a
20 group of predetermined location areas, i.e. a paging area, which includes the location area where the desired mobile station last registered and a plurality of location areas wherein the mobile station would be statistically likely to be found if it had last
25 registered within the previously paged location area. This paging area includes more than one location area and less than the total of all location areas within the system area. A paging area may also extend into
and include location areas within a contiguous
30 neighboring cellular system. If a response is still not received from the mobile station after the paging area page, then a service area page will be transmitted.

-21-

5 It should be noted that the statistical information gathered by the system relating the location area in which a mobile was actually located (based upon a response to either a paging area page or a service area page) to the location in which it last registered forms a basis for the grouping of location areas into paging areas. That is, the idiosyncracics of the geographic terrain and obstructions of a system will affect the reception of radio signals in different cells and location areas thereof and these statistical data enable an operator to configure both contiguous and overlapping paging areas to optimize the likelihood of locating the mobile while minimizing the load on the control channel capacity of the system.

10
15 As can be seen from the above description, the present invention allows a cellular communication system operator to create a paging area, associated with each location area and comprising a plurality of additional location areas in the region thereof, where a mobile subscriber is most likely to be found if it must be paged outside the location area of its last registration. Since each paging area is composed of a plurality of location areas their use helps overcome uncertainties in pinpointing the exact location of a mobile station while using the available paging capacity more efficiently by reducing the requirement for service area paging.

20
25
30 It is believed that the operation and construction of the present invention will be apparent from the foregoing description and, while the method and apparatus shown and described has been characterized as being preferred, obvious changes and modifications may be made therein without departing from the spirit and

-22-

scope of the invention as defined in the following claims.

-23-

WHAT IS CLAIMED IS:

1. A method of paging mobile subscribers within the service area of a cellular communications system which includes a plurality of cells grouped into contiguous locations areas each having one of more cells, said method comprising:

5 paging mobile subscribers in the particular location area within which they last registered with the system;

10 paging said mobile subscribers in a plurality of location areas within the service area of said system in response to failure of said mobile subscribers to respond to said particular location area pages;

15 recording the location areas from which a page response is received from said mobile subscribers in response to said pages within a plurality of location areas; and

20 arranging said location areas in groups of paging areas, each containing a plurality of locations areas and with each paging area being associated with a particular location area based upon the previously recorded statistical likelihood of locating a mobile within the particular group of location areas comprising a paging area when it last registered in the associated location area.

25

2. A method of paging mobile subscribers within the service area of a cellular communications system as set forth in claim 1 in which said plurality of location areas in the service area of said system within which said mobile subscribers are paged in response to failure of said subscribers to respond to said particular location area pages includes all of the location areas within the service area of the system.

30

-24-

3. A method of paging mobile subscribers within the service area of a cellular communications system as set forth in claim 1 in which said plurality of location areas in the service area of said system within which said mobile subscribers are paged in response to failure of said subscribers to respond to said particular location area pages includes the location areas comprising a paging area associated with each of said location areas.

10

4. A method of paging mobile subscribers within the service area of a cellular communications system as set forth in claim 1, wherein said step of arranging said location areas in groups of paging areas includes:

15 maintaining a list of the particular location areas to be grouped within each paging area and associated with each location area;

periodically modifying said list of particular location areas in accordance with the recorded location areas from which a page response is received from mobile subscribers.

20

5. A method of paging mobile subscribers within the service area of a cellular communications system as set forth in claim 1, which includes the additional step of:

25

determining whether or not a mobile subscriber has responded to a location area page by starting a timer when the page is broadcast and allowing a preselected period of time for the mobile station to respond.

30

6. A method of paging mobile subscribers within the service area of a cellular communications system as set forth in claim 1 in which said step of paging said

-25-

mobile subscribers in a plurality of location areas in response to failure of said mobile subscribers to respond to said particular location areas pages includes:

5 first, paging said mobile subscribers within the group of location areas of a paging area and then paging said mobile subscribers within all the location areas within the services area of said system in response to failure of said mobile subscribers to
10 respond to a paging area page.

7. A method of paging mobile subscribers within the service area of a cellular communications system as set forth in claim 1 wherein one or more location areas
15 included in one particular paging area are also included in another paging area.

8. A method of paging mobile subscribers within the service area of a cellular communications system as
20 set forth in claim 1 wherein one or more location areas included in one particular paging area are also included in the service area of an adjacent cellular communications system.

25 9. A method of paging mobile stations within a cellular telecommunication system in which groups of cells are arranged in location areas and groups of location areas are arranged in paging areas, said system comprising:

30 receiving from a calling party a call request for a desired mobile station;
determining within which location area said desired mobile station last registered;
sending a page request to said location area;

-26-

connecting said calling party to said mobile station if a page response is received from said mobile station in response to said page request;

5 determining if paging area paging is enabled for said system if a page response is not received from said mobile station in response to said page request;

informing said calling party that said mobile station is not available if said paging area page paging is not enabled for said system;

10 determining which paging area is associated with the location area in which said mobile station last registered if paging area paging is enabled for said system;

15 accessing a list including a plurality of location areas defined by said paging area;

sending a page request to said plurality of location areas within said paging area;

20 connecting said calling party to said mobile station if a page response is received from said mobile station in response to said page request;

determining if service area paging is enabled for said system if a page response is not received from said mobile station as a result of said page request;

25 informing said calling party that said mobile station is not available if said service area paging is not enabled for said system;

sending a page request to all location areas within said service area if service area paging is enabled for said system; and

30 informing said calling party that said mobile station is not available if a page response is not received from said mobile station in response to said page request.

-27-

10. A method of paging within a cellular telecommunication system as set forth in Claim 9 wherein said paging area includes more than one location area and fewer location areas than are
5 contained within said service area.

11. A system for paging mobile stations within a cellular telecommunication system comprising:
a plurality of contiguous location areas making up
10 the service area of said system; and
means for defining a plurality of paging areas within said system each composed of a plurality of location areas and each paging area being associated with a particular location area in accordance with the
15 statistical likelihood of finding a desired mobile station in said paging area when said mobile last registered in said associated location area.

12. A system for paging within a cellular telecommunication system as set forth in Claim 11 wherein said paging area includes more than one location area and fewer location areas than a service area.

13. A system for paging mobile stations within a cellular telecommunication system having a plurality of location areas making up the service area of the system, comprising:

means for defining a plurality of paging areas
30 each composed of a plurality of location areas; and

means for transmitting a page request to a selected one of said paging areas in response the said mobile station not responding to a location area page,

-28-

without requiring the transmission of a page request to all location areas within said system.

14. A method of optimizing the utilization of forward control channel resources within a cellular telecommunication system in which groups of cells are arranged in location areas and groups of location areas are arranged in paging areas making up the service area, said system comprising:
- 5 receiving from a calling party a call request for a desired mobile station;
- 10 determining within which location area said desired mobile station last registered;
- 15 sending a page request to said location area;
- connecting said calling party to said mobile station if a page response is received from said mobile station in response to said page request;
- 20 determining if paging area paging is enabled for said system if a page response is not received from said mobile station in response to said page request;
- informing said calling party that said mobile station is not available if said paging area page paging is not enabled for said system;
- 25 determining which paging area is associated with the location area in which said mobile station last registered if said paging area paging is enabled for said system;
- 30 accessing a list including a plurality of location areas defined by said paging area;
- sending a page request to said plurality of location areas within said paging area;
- connecting said calling party to said mobile station if a page response is received from said mobile station in response to said page request;

-29-

determining if service area paging is enabled for said system if a page response is not received from said mobile station as a result of said page request;

5 informing said calling party that said mobile station is not available if service area paging is not enabled for said system;

sending a page request to all location areas within said service area if service area paging is enabled for said system; and

10 informing said calling party that said mobile station is not available if a page response is not received from said mobile station in response to said page request.

15 15. A method of optimizing utilization of forward control channel resources within a cellular telecommunication system as set forth in Claim 14 wherein said paging area includes more than one location area and fewer location areas than said service area.

25 16. A method of optimizing utilization of forward control channel resources within a cellular telecommunication system including a plurality of paging areas each composed of a plurality of location areas, said method comprising:

30 transmitting a page request to one of said paging areas when said mobile station has not responded to a location area page, without requiring the transmission of a page request to all location areas within said system.

17. A system for of paging mobile subscribers within the service area of a cellular communications

-30-

system which includes a plurality of cells grouped into contiguous locations areas each having one or more cells, said system comprising:

5 means for paging mobile subscribers in the particular location area within which they last registered with the system;

means for paging said mobile subscribers in a plurality of location areas within the service area of said system in response to failure of said mobile subscribers to respond to said particular location area pages;

10 means for recording the location areas from which a page response is received from said mobile subscribers in response to said pages within a plurality of location areas; and

15 means for arranging said location areas in groups of paging areas, each containing a plurality of locations areas and with each paging area being associated with a particular location area based upon the previously recorded statistical likelihood of locating a mobile within the particular group of location areas comprising a paging area when it last registered in the associated location area.

25 18. A system for paging mobile subscribers within the service area of a cellular communications system as set forth in claim 17 in which said plurality of location areas in the service area of said system within which said mobile subscribers are paged in response to failure of said subscribers to respond to said particular location area pages includes all of the location areas within the service area of the system.

30

-31-

19. A system for paging mobile subscribers within the service area of a cellular communications system as set forth in claim 17 in which said plurality of location areas in the service area of said system within which said mobile subscribers are paged in response to failure of said subscribers to respond to said particular location area pages includes the location areas comprising a paging area associated with each of said location areas.

5
10

20. A system for paging mobile subscribers within the service area of a cellular communications system as set forth in claim 17, wherein said means for arranging said location areas in groups of paging areas includes:

15 means for maintaining a list of the particular location areas to be grouped within each paging area and associated with each location area; and

means for periodically modifying said list of particular location areas in accordance with the recorded location areas from which a page response is received from mobile subscribers.

20

21. A system for paging mobile subscribers within the service area of a cellular communications system as set forth in claim 17, which also includes:

25

means for determining whether or not a mobile subscriber has responded to a location area page comprises a timer which is started when the page is broadcast and which allows a preselected period of time for the mobile station to respond.

30

22. A system for paging mobile subscribers within the service area of a cellular communications system as set forth in claim 17 in which said means for paging

-32-

said mobile subscribers in a plurality of location areas in response to failure of said mobile subscribers to respond to said particular location areas pages includes:

5 means for, first, paging said mobile subscribers within the group of location areas of a paging area and then paging said mobile subscribers within all the location areas within the services area of said system in response to failure of said mobile subscribers to
10 respond to a paging area page.

23. A system for paging mobile subscribers within the service area of a cellular communications system as set forth in claim 17 wherein one or more location
15 areas included in one particular paging area are also included in another paging area.

FIG. 1

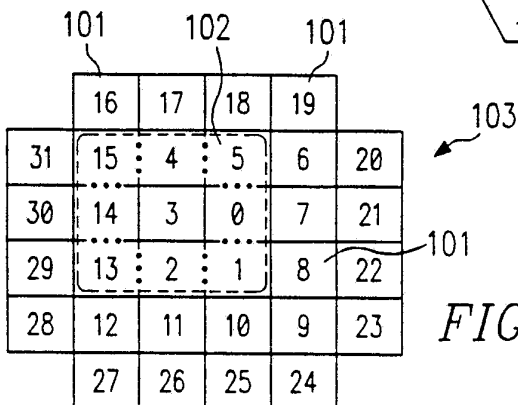
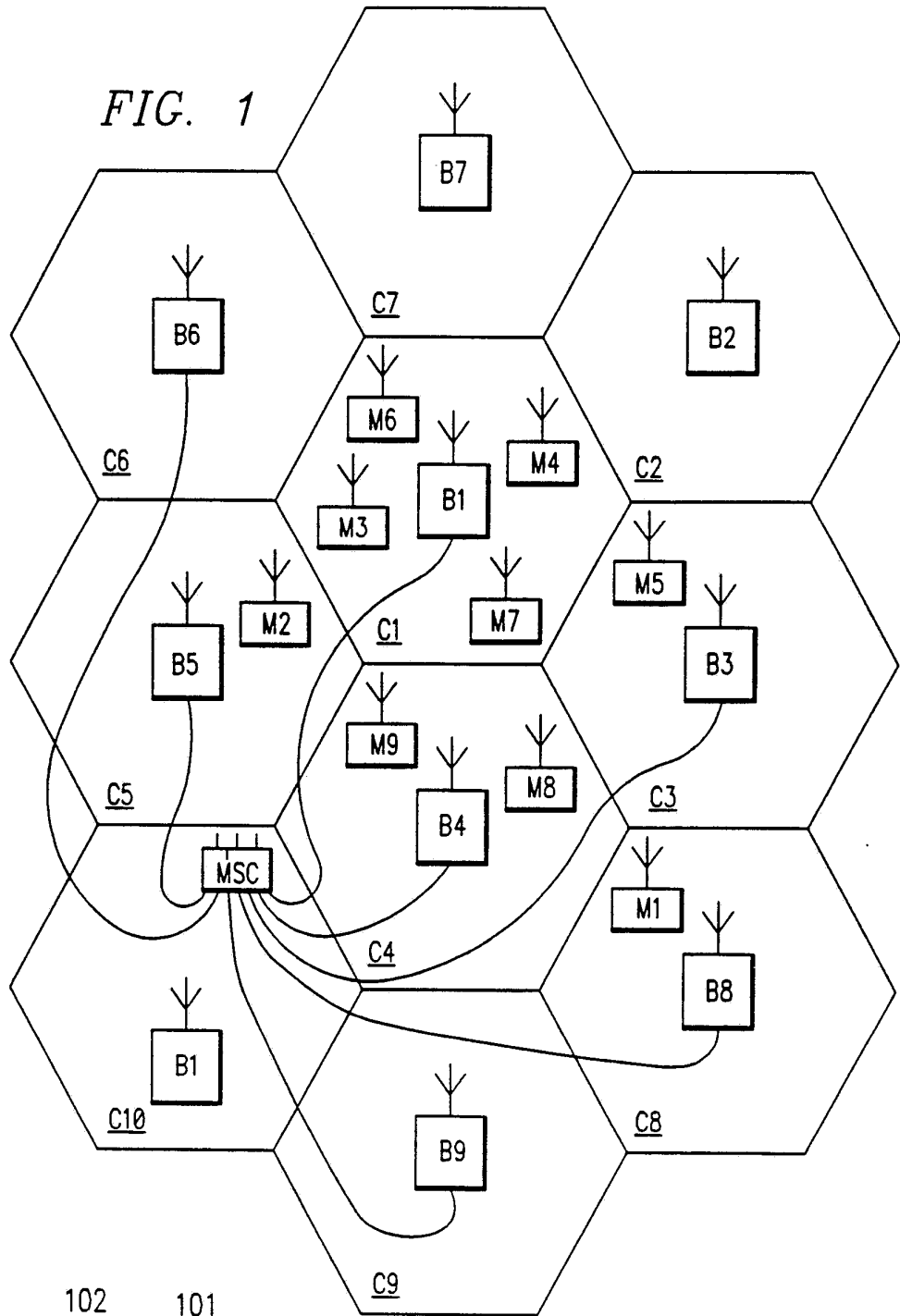


FIG. 2

FIG. 3A

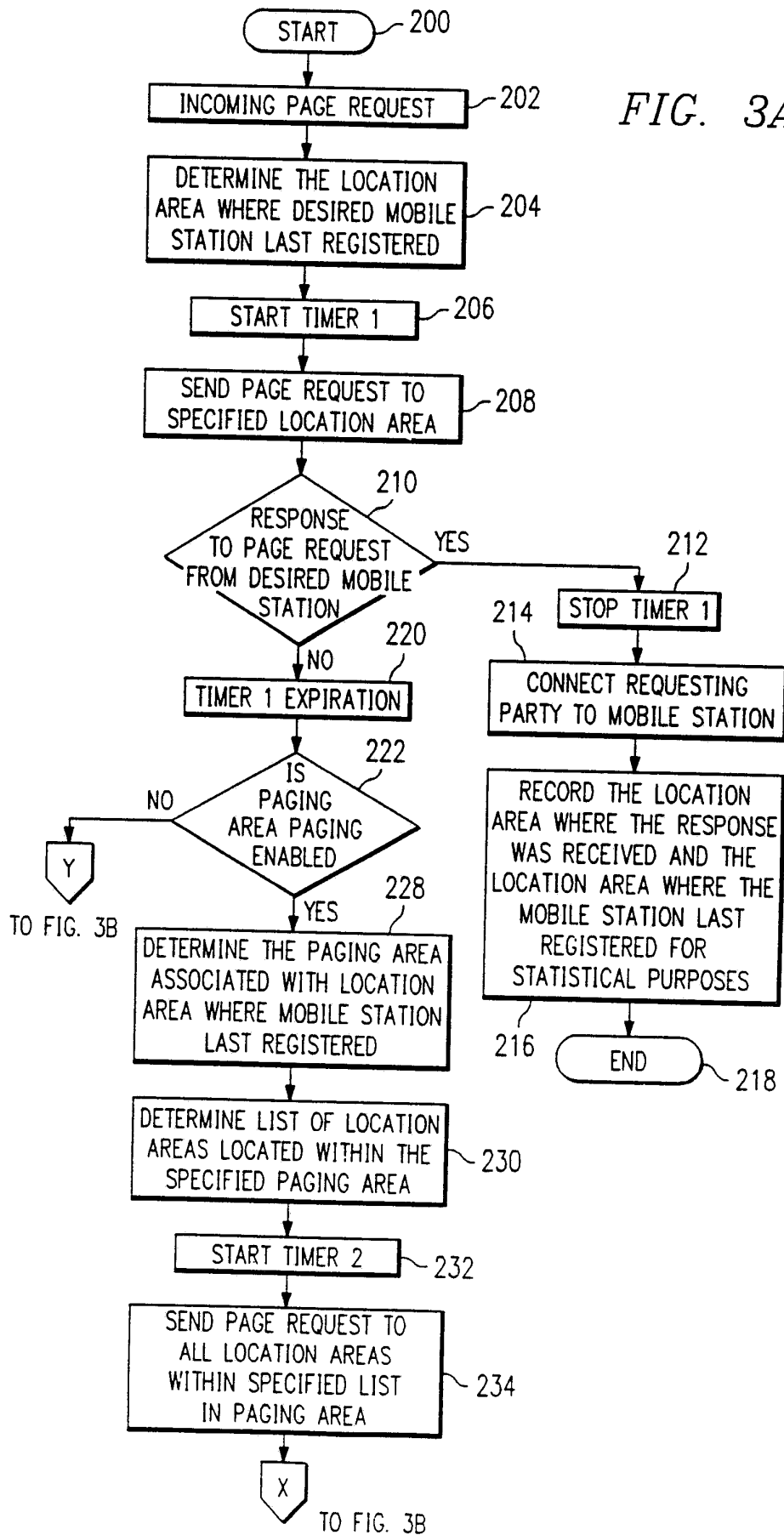
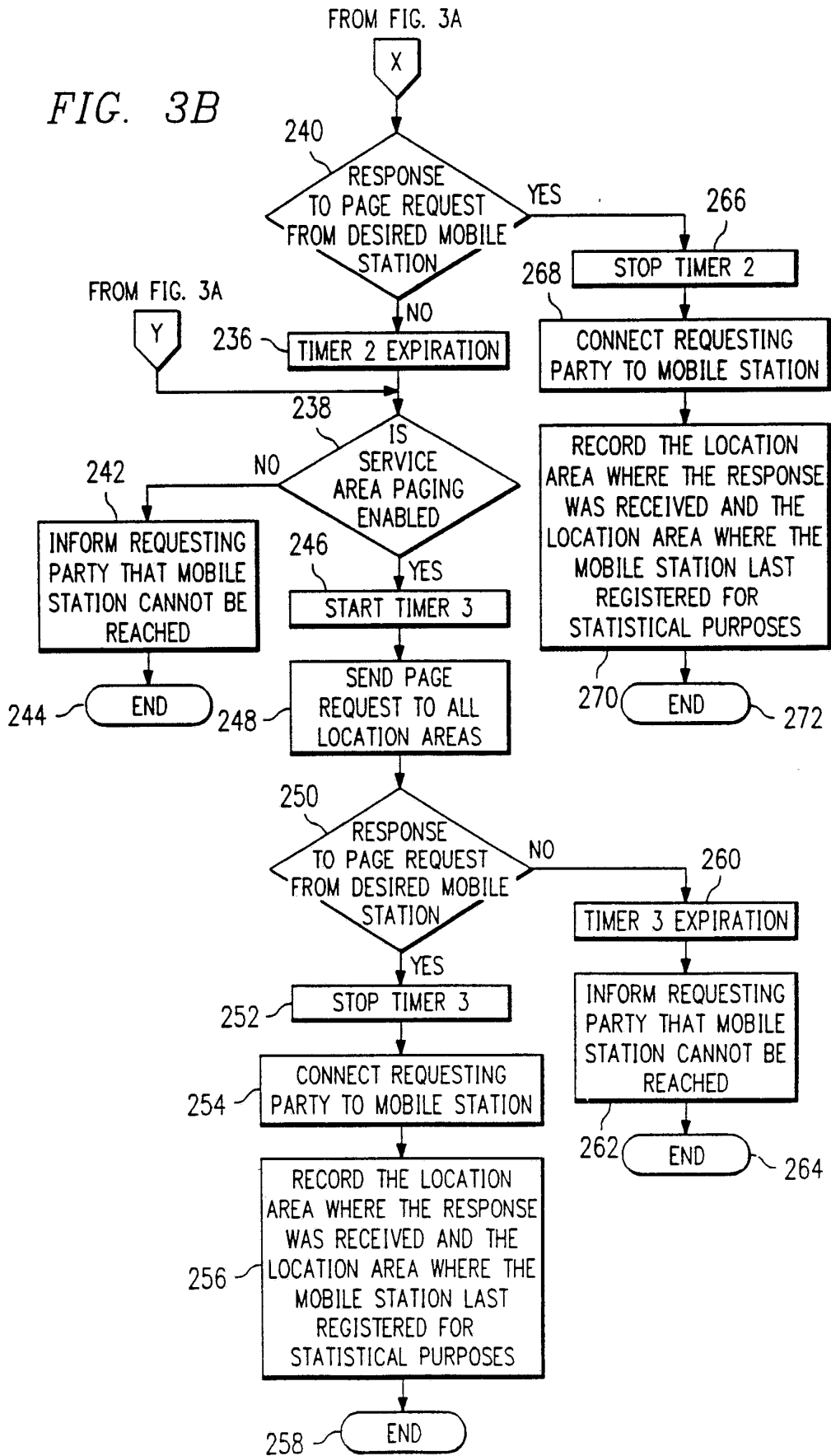


FIG. 3B



INTERNATIONAL SEARCH REPORT

International application No.

PCT/SE 93/00363

A. CLASSIFICATION OF SUBJECT MATTER

IPC5: H04Q 7/04, H04B 7/26

According to International Patent Classification (IPC) or to both national classification and IPC

B. FIELDS SEARCHED

Minimum documentation searched (classification system followed by classification symbols)

IPC5: H04Q, H04B

Documentation searched other than minimum documentation to the extent that such documents are included in the fields searched

SE,DK,FI,NO classes as above

Electronic data base consulted during the international search (name of data base and, where practicable, search terms used)

DIALOG

C. DOCUMENTS CONSIDERED TO BE RELEVANT

Category*	Citation of document, with indication, where appropriate, of the relevant passages	Relevant to claim No.
A	EP, A2, 0454648 (TELEFONAKTIEBOLAGET LM ERICSSON), 30 October 1991 (30.10.91), column 4, line 12 - line 57; column 9, line 1 - line 26; column 9, line 34 - line 56, column 11, line 3-9 --	1-23
A	GB, A, 2193861 (BRITISH TELECOMMUNICATIONS PUBLIC LIMITED COMPANY), 17 February 1988 (17.02.88), page 1, line 64 - line 80; page 2, line 45 - line 80; page 2, line 106 - page 3, line 28, page 3, line 42 - line 51 -- -----	1-23

 Further documents are listed in the continuation of Box C. See patent family annex.

* Special categories of cited documents:

"A" document defining the general state of the art which is not considered to be of particular relevance

"E" earlier document but published on or after the international filing date

"L" document which may throw doubts on priority claim(s) or which is cited to establish the publication date of another citation or other special reason (as specified)

"O" document referring to an oral disclosure, use, exhibition or other means

"P" document published prior to the international filing date but later than the priority date claimed

"T" later document published after the international filing date or priority date and not in conflict with the application but cited to understand the principle or theory underlying the invention

"X" document of particular relevance: the claimed invention cannot be considered novel or cannot be considered to involve an inventive step when the document is taken alone

"Y" document of particular relevance: the claimed invention cannot be considered to involve an inventive step when the document is combined with one or more other such documents, such combination being obvious to a person skilled in the art

"&" document member of the same patent family

Date of the actual completion of the international search

27 August 1993

Date of mailing of the international search report

31 -08- 1993

Name and mailing address of the ISA/
Swedish Patent Office
Box 5055, S-102 42 STOCKHOLM
Facsimile No. +46 8 666 02 86

Authorized officer

Göran Magnusson
Telephone No. +46 8 782 25 00

INTERNATIONAL SEARCH REPORT

Information on patent family members

30/07/93

International application No.

PCT/SE 93/00363

Patent document cited in search report	Publication date	Patent family member(s)	Publication date
EP-A2- 0454648	30/10/91	AU-A- 7858591 CN-A- 1056214 US-A- 5153902 WO-A- 9117621	27/11/91 13/11/91 06/10/92 14/11/91
GB-A- 2193861	17/02/88	NONE	