

S. RUSSELL.

Lamp.

No. 129,597.

Patented July 16, 1872.

Fig. 1.

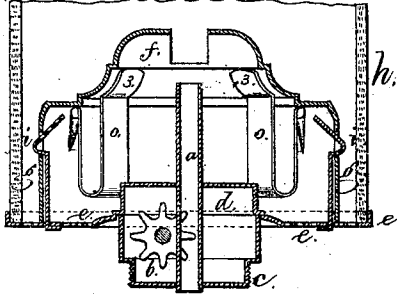


Fig. 2.

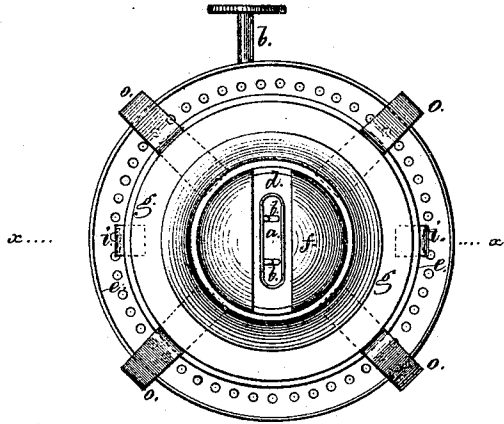
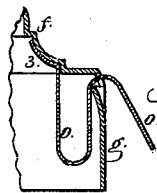


Fig. 3.



Chas. N. Smith  
Geo. D. Walker

Witnesses.

INVENTOR  
Sterne Russell,  
Per. Lemuel W. Serrell  
ATTY.

# UNITED STATES PATENT OFFICE.

STERNE RUSSELL, OF WATERBURY, CONNECTICUT, ASSIGNOR TO THE  
SCOVILL MANUFACTURING COMPANY, OF SAME PLACE.

## IMPROVEMENT IN LAMPS.

Specification forming part of Letters Patent No. 129,597, dated July 16, 1872.

*To all whom it may concern:*

Be it known that I, STERNE RUSSELL, of Waterbury, in the county of New Haven and State of Connecticut, have invented an Improvement in Lamps; and the following is declared to be a full and correct description of the same.

Before my invention a lamp-burner had been made with a cylindrical case within the chimney, having a deflector and flame-slot at the upper end, and resting at the lower end upon the chimney-holder, and to a cylinder or cone of this general character springs had been applied to press against the interior of the chimney.

My invention is made for holding the cylindrical case more securely to the body of the burner and for allowing of its easy removal, and for holding the chimney by springs that take a more even and extended bearing upon the glass than those before used.

In the drawing, Figure 1 is a vertical section of the lamp-burner at the line *x x* of Fig. 2, which is a plan of the burner; and Fig. 3 is a section of one of the springs.

The wick-tube *a*, wick-raisers *b*, burner-screw *c*, ratchet-cap *d*, and air-distributor *e* are of ordinary construction. The deflector *f*, with a flame-slot, is at the upper end of the cylindrical or tapering case *g*, that is sufficiently small to allow the chimney *h* to pass freely over the same and rest upon the outer portion of the air-distributor *e*. In order to connect the case *g* to the other parts of the burner, I employ the springs *i i* with latch-shaped ends that pass into holes that are made through the sides of the case *g*, the springs themselves be-

ing firmly attached at their lower ends to the air-distributor *e*. When it is desired to remove the deflector *f* and case *g*, the latter is grasped where the latch-ends of the springs *i* project, so as to press them in and unlatch the case *g* as it is lifted for removal. The chimney-holding springs *o o* are of a double-fold or **S** shape, the upper and inner ends being attached at 3 to the inner side of the deflector *f*, and the central and inner folds of the springs are within the case *g*, and the outer ends of the springs are outside the case *g* and act against the inside of the chimney to retain the same in place.

Springs made as aforesaid are not liable to be bent or injured. They are very elastic and yield freely to inequalities in the chimney, and in consequence of the **S** shape of the springs the outer ends conform to the chimney and take an extended bearing thereon.

I claim as my invention—

1. The case *g*, extending below the deflector, and having holes through its sides, in combination with the springs *i i*, with latches at their upper ends that enter said holes, as and for the purposes set forth.

2. The **S**-shaped chimney-springs *o*, attached at their inner ends to the under side of the deflector, in combination with said deflector *f* and case *g*, as and for the purposes set forth.

Signed by me this 5th day of June, A. D. 1872.

STERNE RUSSELL.

Witnesses:

MARK L. SPERRY,  
T. B. MERRIMAN.