



US00D751893S

(12) **United States Design Patent**
Barad et al.

(10) **Patent No.:** **US D751,893 S**
(45) **Date of Patent:** **** Mar. 22, 2016**

(54) **PACKAGING**

(71) Applicant: **Microsoft Corporation**, Redmond, WA (US)

(72) Inventors: **Vivian Barad**, San Francisco, CA (US); **Ricardo Figueiroa Monteiro**, San Francisco, CA (US); **Scott Tong**, San Francisco, CA (US); **Jeffrey Allen Loth**, Sammamish, WA (US); **Robyn Lynne Yoder**, North Bend, WA (US)

(73) Assignee: **Microsoft Corporation**, Redmond, WA (US)

(**) Term: **14 Years**

(21) Appl. No.: **29/525,850**

(22) Filed: **May 4, 2015**

Related U.S. Application Data

(62) Division of application No. 29/449,966, filed on Mar. 15, 2013, now Pat. No. Des. 730,173.

(51) **LOC (10) Cl.** **09-03**

(52) **U.S. Cl.**

USPC **D9/422**

(58) **Field of Classification Search**

USPC D6/406.4, 630, 632; D9/414, 416, 418, D9/422, 430, 432, 433, 435, 701, 702, D9/711; 206/307, 307.1, 308.1-308.3, 206/387.13, 472; D14/474-479

See application file for complete search history.

(56) **References Cited**

U.S. PATENT DOCUMENTS

- D356,731 S * 3/1995 Nakaizumi D9/713
- 5,850,963 A * 12/1998 Chang B65D 85/00
229/116.5
- D417,812 S 12/1999 Rubin
- D434,652 S 12/2000 Mori
- D502,041 S * 2/2005 Wynalda, Jr. D6/629

- D536,965 S * 2/2007 Levy D9/430
- D537,561 S * 2/2007 Counts D27/189
- D540,665 S * 4/2007 Gupta D9/433
- D542,647 S * 5/2007 Walter D9/414
- D560,487 S 1/2008 Boettcher et al.
- D561,580 S 2/2008 Croft et al.
- D561,604 S 2/2008 Galor
- D600,940 S * 9/2009 Eliaš et al. D6/407
- D603,700 S * 11/2009 Paredes D9/432
- D614,025 S 4/2010 Paredes et al.
- D618,391 S * 6/2010 Moore D27/172
- D619,454 S * 7/2010 Fluegel D9/423
- D621,282 S * 8/2010 Yagi D9/711
- D622,590 S 8/2010 Tayama
- D625,177 S * 10/2010 Seum D9/418

(Continued)

Primary Examiner — Philip S Hyder

Assistant Examiner — Keith Frank

(74) *Attorney, Agent, or Firm* — Banner & Witcoff, Ltd.

(57) **CLAIM**

The ornamental design for packaging, as shown and described.

DESCRIPTION

FIG. 1 is a front perspective view of the packaging showing our new design;

FIG. 2 is a bottom view thereof;

FIG. 3 is a top view thereof;

FIG. 4 is a right side view thereof;

FIG. 5 is a left side view thereof;

FIG. 6 is a front view thereof;

FIG. 7 is a rear view thereof;

FIG. 8 is a front perspective view of the packaging showing an alternative embodiment of our new design;

FIG. 9 is a bottom view thereof;

FIG. 10 is a top view thereof;

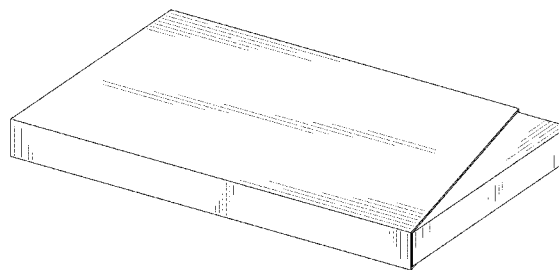
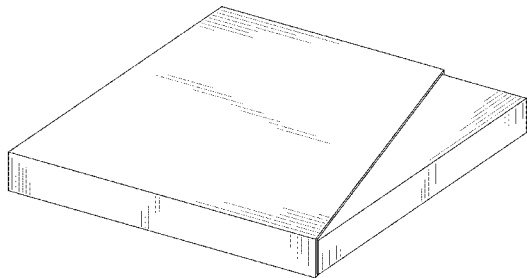
FIG. 11 is a right side view thereof;

FIG. 12 is a left side view thereof;

FIG. 13 is a front view thereof; and,

FIG. 14 is a rear view thereof.

1 Claim, 8 Drawing Sheets



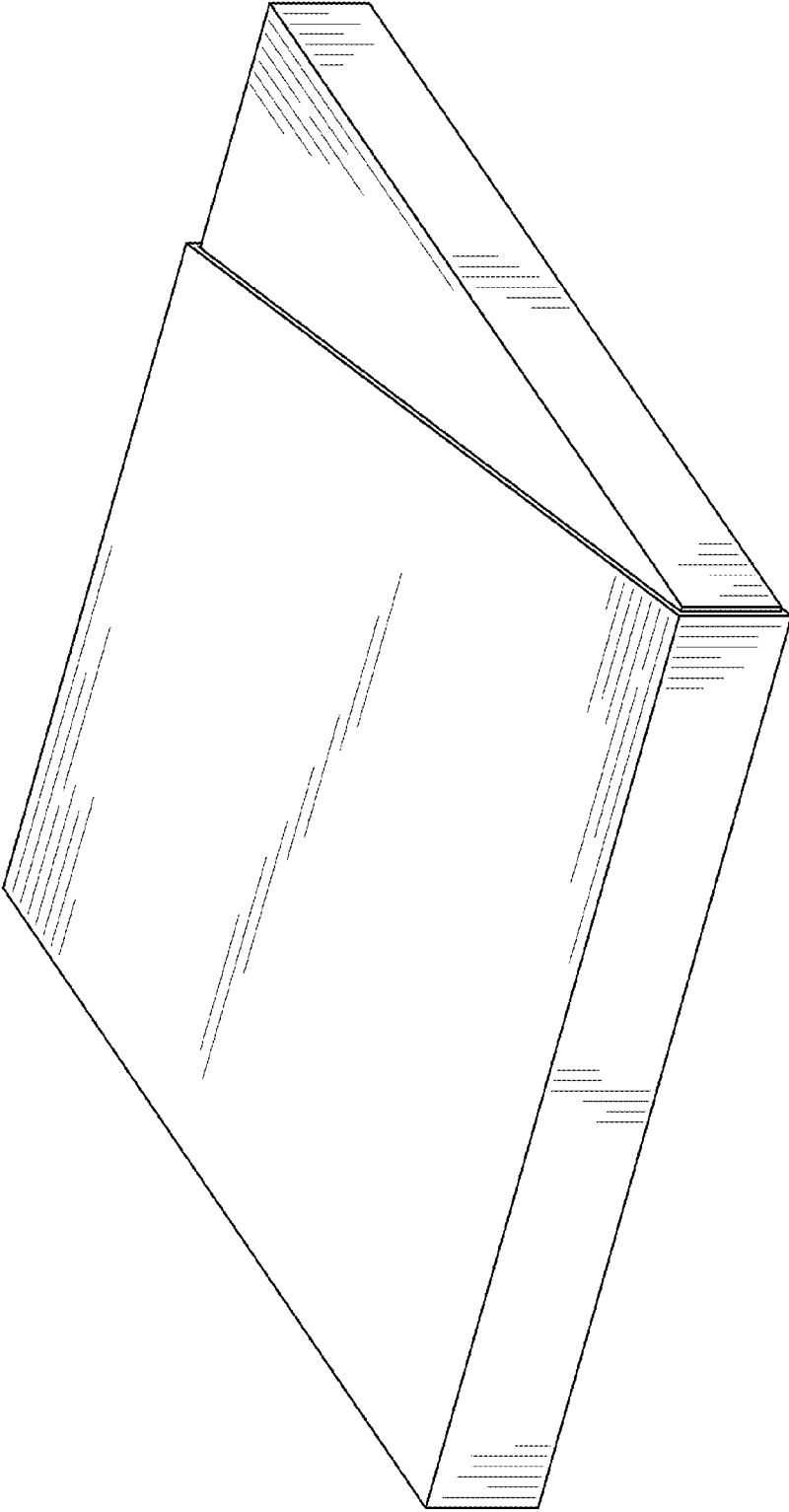


FIG. 1



FIG. 2




FIG. 3



FIG. 4

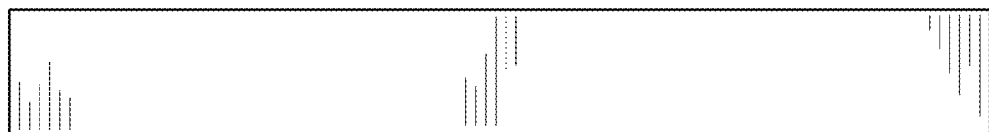


FIG. 5




FIG. 6




FIG. 7

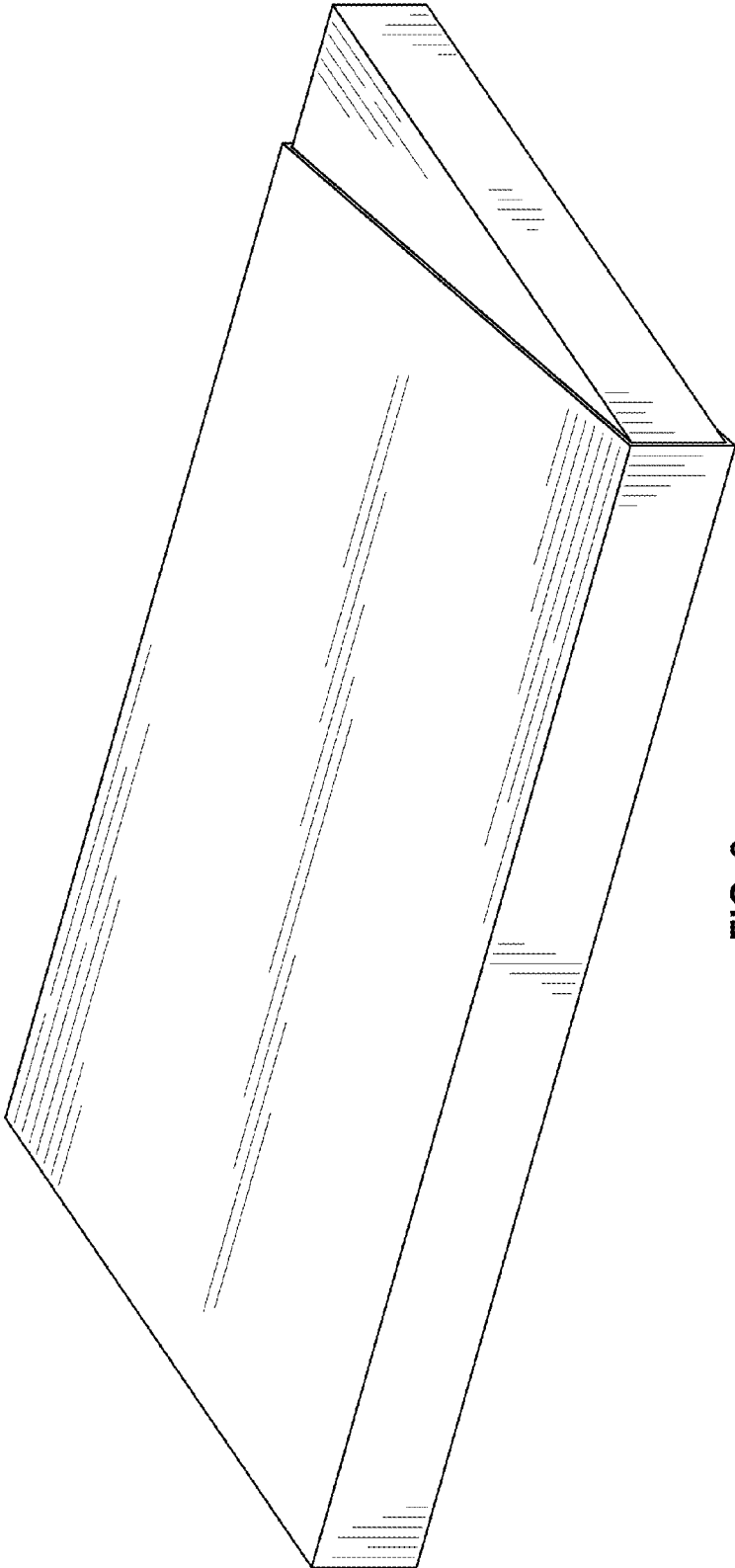


FIG. 8




FIG. 9




FIG. 10




FIG. 11




FIG. 12




FIG. 13

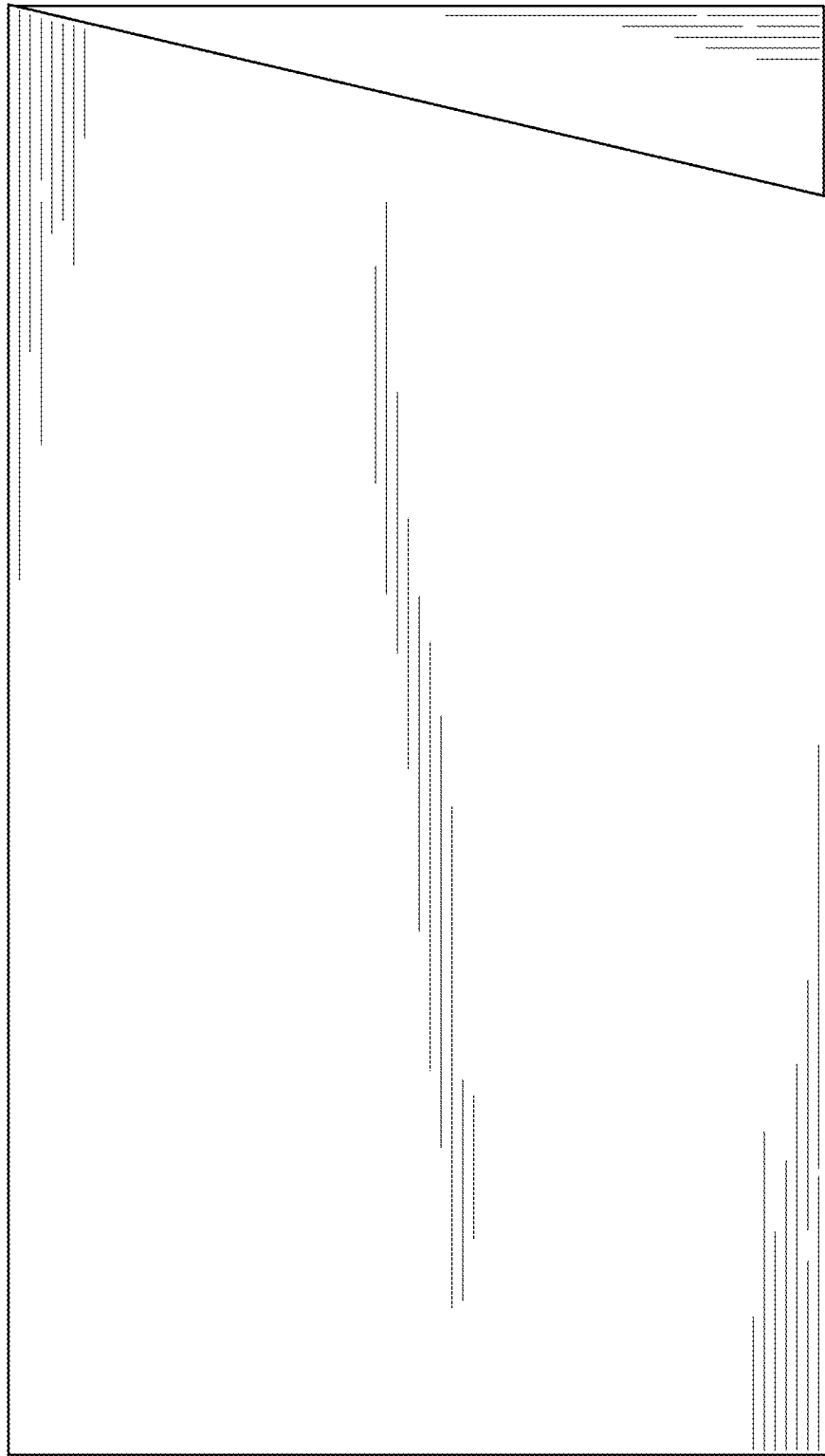


FIG. 14