No. 738,626. PATENTED SEPT. 8, 1903.

W. A. J. NEWELL.

TOILET CABINET.

APPLICATION FILED JUNE 13, 1902.

NO MODEL.

Fig. 1.

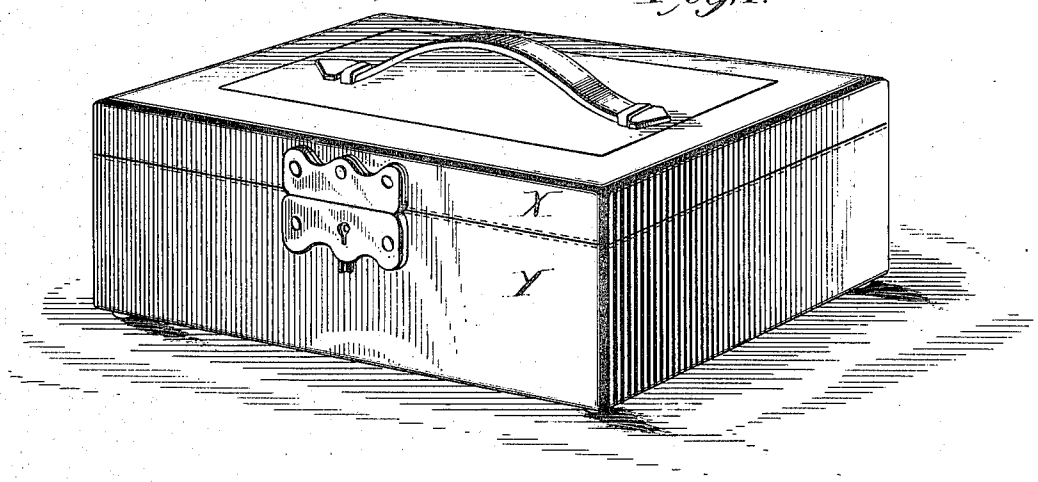

Fig. 2.

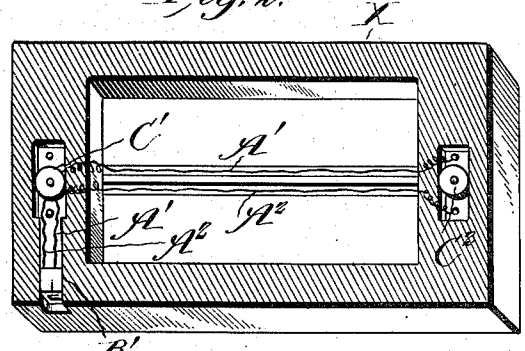

Fig. 3.

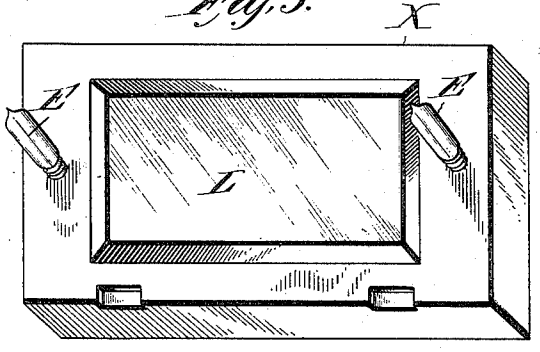

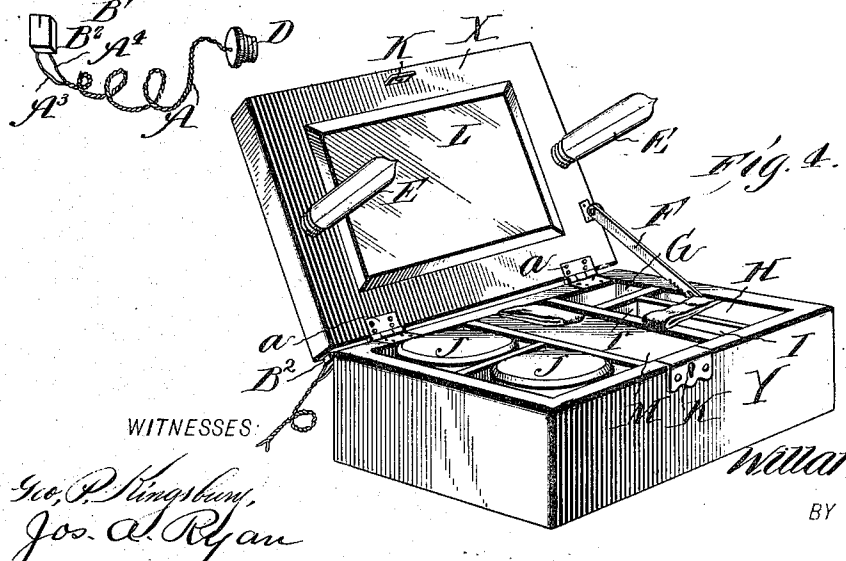

Fig. 4.

WITNESSES:

Geo. P. Kingsbury,

Jos. A. Ryan

INVENTOR

Willard A. J. Newell.

BY Munn & Co.

ATTORNEYS.

No. 738,626. Patented September 8, 1903.

UNITED STATES PATENT OFFICE.

WILLARD AUGUSTUS JAMES NEWELL, OF NEW YORK, N. Y.

TOILET-CABINET.

SPECIFICATION forming part of Letters Patent No. 738,626, dated September 8, 1903.

Application filed June 13, 1902. Serial No. 111,572. (No model.)

To all whom it may concern:

Be it known that I, WILLARD AUGUSTUS JAMES NEWELL, a citizen of the United States, residing in the borough of Manhattan, city and State of New York, have invented a new and useful Improvement in Toilet-Cabinets, of which the following is a specification.

My invention is in the nature of an improvement in toilet-cabinets designed more especially for the use of actors, but applicable generally wherever an electric-light current is available; and it consists in the novel construction and arrangement of the parts of the case, the electric lights and their connections, and the combination and arrangement of these parts adapted to secure a better light and to secure in one simple and portable structure an easily-portable case which may be entirely closed and carried about or be opened and set up or disposed for convenient and effective use as a combined mirror-stand and cabinet, as will be hereinafter more fully described with reference to the drawings, in which—

Figure 1 is a perspective view of the toilet-cabinet completely closed for easy portability and the protection of its contents. Fig. 2 is a sectional perspective view of the hinged cover of the case, showing the electrical connections. Fig. 3 is an inner face view in perspective of the hinged cover, and Fig. 4 is a perspective view of the entire cabinet opened and set up so as to form a combined mirror-stand and cabinet.

In the drawings, X and Y represent the two main parts of the case, which form together when closed a rectangular box and is provided with a strap-handle to enable it to be easily carried like a satchel.

The cover X is hinged to the body part Y by hinges *a a*, like a trunk-lid, and is capable of being sustained at a suitable angle when opened by a ratchet-brace F, as seen in Fig. 4. The hinged cover is made hollow, and in its thickened end walls are formed chambers C′ and C^2, containing sockets for incandescent electric lamps E E. These lamps are supplied with current through circuit-wires $A' A^2$, which are laid in a middle longitudinal groove in the hinged cover, as seen in Fig. 2. These wires extend from the chamber C′ through a channel-way cut in the end wall of the cover and emerging at the edge of the cover near the hinge-line. At the outlet-point is located a socket or bushing B′, having two insulated contact-faces connected to the two wires $A' A^2$ and adapted to be placed in electric connection with two corresponding insulated contact-faces in a detachable plug B^2, whose two wires $A^3 A^4$ are embodied in a duplex cable A, having a screw-plug connection D for the electric-light circuit in a manner well known and which it is not necessary further to describe.

The electric-light lamps E are of any of the usual forms and are screwed in an erect or standing position into the sockets in the end chambers C′ C^2 of the cover, as seen in Fig. 3, and project at right angles inwardly in relation to the cover. They are made removable and when the case is to be closed are unscrewed and safely packed in one of the compartments of the body Y of the case. These lamps are disposed at the ends of the cover, and between them and forming the inner face of the cover is a mirror L, upon which the light falls from both sides, these lamps serving also to fully illuminate the opposite sides of the face of the person in front of the mirror.

The body part Y of the toilet-case has various compartments G H I J M, adapted to receive paint-jars, boxes of cosmetics, brushes, and the various paraphernalia and accessories of the toilet and is also supplied with a lock K, by which it is safely closed.

By means of my toilet-case a brilliant light is had directly upon the mirror and also upon both sides of the face of the user no matter what the position of the case may be, and the portable case is made to quickly and conveniently resolve itself when set up into a mirror-stand and cabinet in proper relation for convenient use, forming a very useful and efficient toilet apparatus especially adapted to the use of actors in the make-up by reason of its portability, freedom from fire risk, perfect efficiency, and great convenience.

I am aware that it is not new to provide a tonsorial cabinet in which a box is provided with a hinged lid bearing a mirror and held at a convenient angle by braces, and I make

no broad claim to this. I am also aware that electric lamps have been placed in various locations in a number of differing applications. The special construction of my cabinet-cover, however, with end chambers and detachable electric lamps mounted on the inner face of said cover, and which lamps have to be removed and placed in the cabinet before the cover can be closed, constitutes an important and distinctive feature of my invention and gives special value and utility to such a device, permitting it to be successively used in the darkest recesses of a theatrical dressing-room.

Having thus described my invention, what I claim as new, and desire to secure by Letters Patent, is—

1. A toilet-cabinet comprising a box having a hinged and flat-faced cover having on its inner face a mirror and at each end of the mirror a chamber provided with an electric-lamp socket opening on the inner flat face and having at one end a passage-way leading from one of said chambers to the outer edge of the cover, circuit-wires connecting the lamp-sockets and extending through the said passage-way, a duplex cable with plug connections for said wires, and detachable electric lamps adapted to be secured in standing position upon the sockets in right-angular position to the inner flat face substantially as shown and described.

2. A toilet-cabinet comprising a box having a body part with compartments to receive toilet accessories and electric lamps, and a hinged cover having in its back a horizontal channel-way and on its inner face a mirror and at each end of the mirror a chamber provided with an electric-lamp socket opening on the inner face of the cover and having also at one end an outlet passage-way leading from one of said chambers to the outer edge of the cover, circuit-wires connecting the lamp-sockets and extending through the said horizontal channel-way and outlet passage-way, a duplex cable with plug connections for said wires, and detachable electric lamps adapted to be stored in the body part and when in use to be secured in standing position into the sockets on each side of the mirror at right angles thereto, substantially as shown and described.

In testimony whereof I have signed my name to this specification in the presence of two subscribing witnesses.

WILLARD AUGUSTUS JAMES NEWELL.

Witnesses:
FRANK F. MOORE,
FLORENCE GRACE TURNER.