



US00D513042S

(12) **United States Design Patent**
Kim et al.

(10) **Patent No.:** **US D513,042 S**

(45) **Date of Patent:** **** Dec. 20, 2005**

(54) **GAME PAD FOR A PORTABLE TELEPHONE**

(75) Inventors: **Young-Se Kim**, Seoul (KR);
Chang-Hwan Hwang, Goyang-si (KR);
Nam-Mi Kim, Seoul (KR)

(73) Assignee: **Samsung Electronics Co., Ltd.**, Suwon (KR)

(**) Term: **14 Years**

(21) Appl. No.: **29/204,664**

(22) Filed: **May 3, 2004**

(51) **LOC (6) Cl.** **21-01**

(52) **U.S. Cl.** **D21/330; D14/140**

(58) **Field of Search** D21/324-333;
273/148 B; 463/1, 2, 29-44, 46-47; 345/156,
905; D14/474, 496, 140, 141, 144, 240

(56) **References Cited**

U.S. PATENT DOCUMENTS

5,213,327 A * 5/1993 Kitaue 463/38
5,555,157 A * 9/1996 Moller et al. 361/683
D402,708 S * 12/1998 Tai D21/330

D407,122 S * 3/1999 Tsai D21/330
6,042,478 A * 3/2000 Ng 463/44
D426,859 S * 6/2000 Smith D21/330
D434,454 S * 11/2000 Benoit et al. D21/330
D493,495 S * 7/2004 Avery D21/330

* cited by examiner

Primary Examiner—Prabhakar Deshmukh

(74) *Attorney, Agent, or Firm*—Leydig, Voit & Mayer, Ltd.

(57) **CLAIM**

We claim the ornamental design for a game pad for a portable telephone, as shown and described.

DESCRIPTION

FIG. 1 is a perspective view of a game pad for a portable telephone according to our new design;
FIG. 2 is a front view thereof;
FIG. 3 is a rear view thereof;
FIG. 4 is a left side view thereof;
FIG. 5 is a right side view thereof;
FIG. 6 is a top view thereof; and,
FIG. 7 is a bottom view thereof.

1 Claim, 4 Drawing Sheets

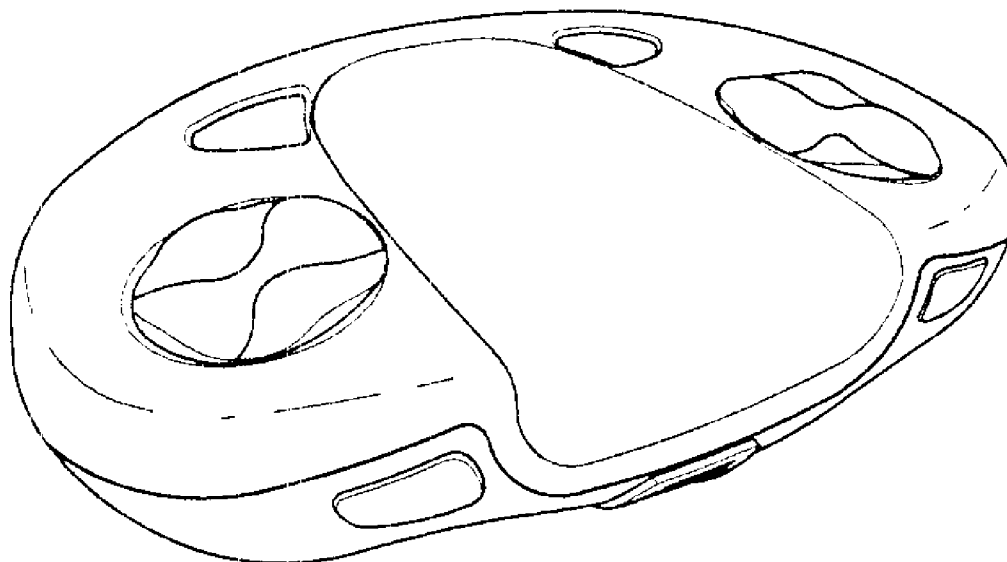


FIG. 1

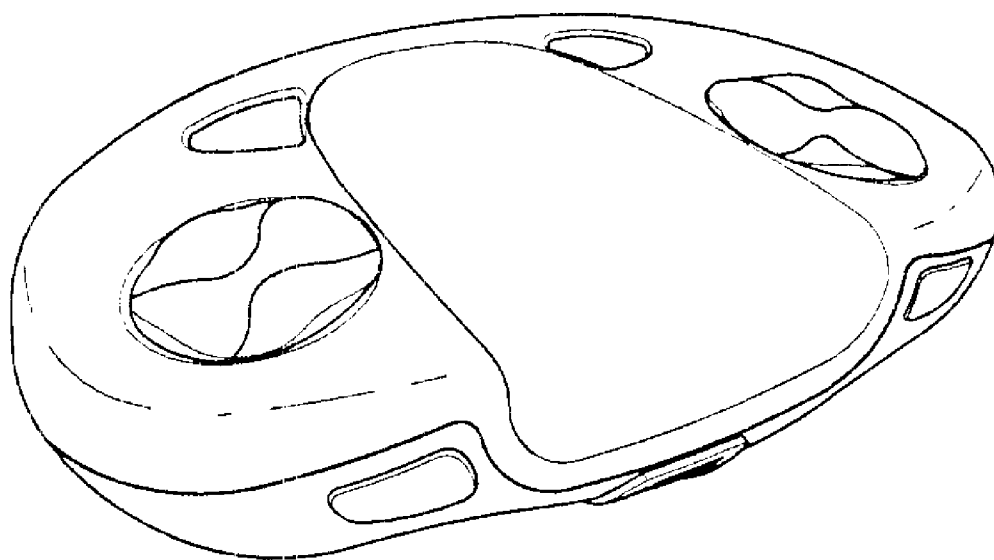


FIG. 2

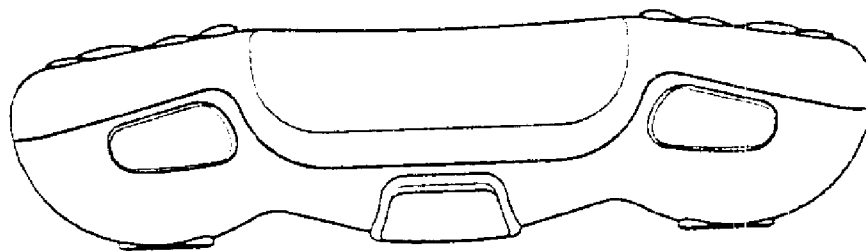


FIG. 3

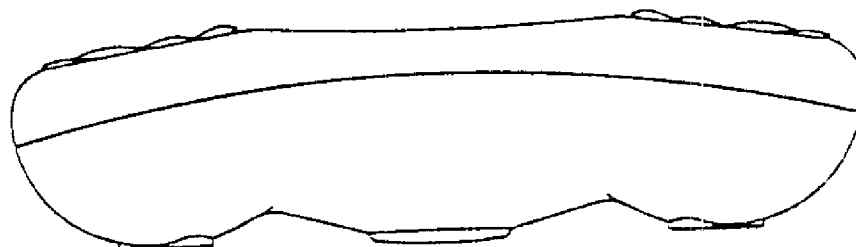


FIG. 4




FIG. 5

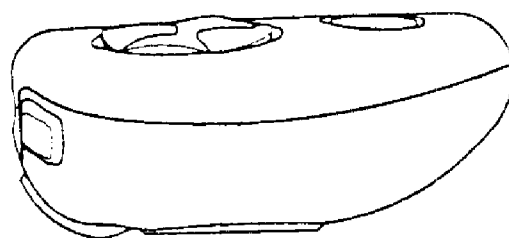


FIG. 6

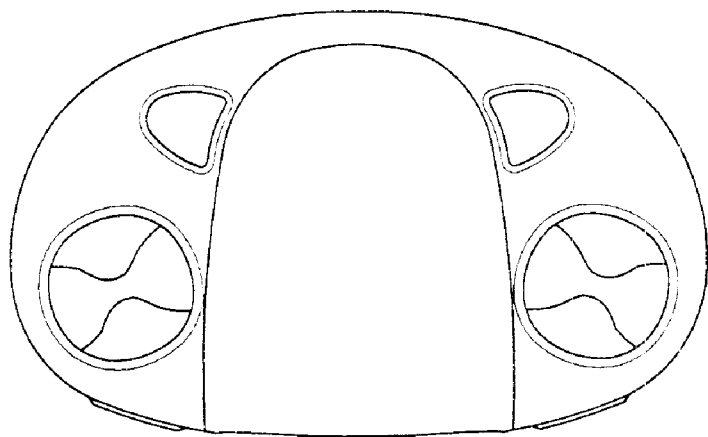


FIG. 7

