



US00D883583S

(12) **United States Design Patent**
Seadler et al.

(10) **Patent No.:** **US D883,583 S**

(45) **Date of Patent:** **** May 5, 2020**

(54) **ELEPHANT-SHAPED ANIMAL ROPE TOY**

(71) Applicant: **PetSmart Home Office, Inc.**, Phoenix, AZ (US)

(72) Inventors: **Toby Hannah Seadler**, Phoenix, AZ (US); **Jeffrey Stocker Watson**, Phoenix, AZ (US); **Reyna Jew**, Phoenix, AZ (US)

(73) Assignee: **PetSmart Home Office, Inc.**, Phoenix, AZ (US)

(**) Term: **15 Years**

(21) Appl. No.: **29/650,577**

(22) Filed: **Jun. 7, 2018**

(51) **LOC (12) Cl.** **30-99**

(52) **U.S. Cl.**
USPC **D30/160**

(58) **Field of Classification Search**
USPC D30/160; D21/576-595, 606-609; D6/598; D11/158, 159, 162
CPC ... A63H 3/00; A63H 3/02; A63H 3/06; A63H 3/08; A63H 3/10; A63H 3/16; A63H 3/20; A63H 7/00; A63H 13/00; A63H 11/18; A63H 11/20
See application file for complete search history.

(56) **References Cited**

U.S. PATENT DOCUMENTS

D72,380 S *	4/1927	Mannel	D21/624
D75,289 S *	5/1928	Roys	D21/616
D147,988 S *	11/1947	Pierce	D21/616
2,591,379 A *	4/1952	Schradermeier	A45C 3/00 150/106
D171,733 S *	3/1954	Roberts	D21/624
D240,941 S *	8/1976	Casey	D21/588
D249,030 S *	8/1978	Bossons	D11/158

D250,323 S *	11/1978	Fuentes-Gurza	D11/100
D256,602 S *	8/1980	Adelson	D21/616
D348,168 S *	6/1994	Keller	D21/616
D374,520 S	10/1996	Plunk		
D374,748 S	10/1996	Plunk		
D378,151 S	2/1997	Plunk		
D406,717 S *	3/1999	Rosenstadt	D21/616
D433,863 S *	11/2000	Rosenstadt	D21/616
D470,900 S *	2/2003	Steele-Kurtin	D21/616
D499,455 S *	12/2004	Oberhofer	D21/616
D564,050 S *	3/2008	Johnson	D21/616
D646,730 S *	10/2011	Burch	D21/616
D647,670 S	10/2011	Byrne		
D648,906 S	11/2011	Byrne		
D650,538 S	12/2011	Anderson		

(Continued)

FOREIGN PATENT DOCUMENTS

CN 302064742 9/2012

Primary Examiner — Sheryl Lane

Assistant Examiner — Aula Soroush

(74) *Attorney, Agent, or Firm* — Duane Morris LLP

(57) **CLAIM**

We claim the ornamental design for an elephant-shaped animal rope toy, as shown and described.

DESCRIPTION

FIG. 1 is a perspective view of an elephant-shaped animal rope toy showing our new design.

FIG. 2 is a front elevational view thereof;

FIG. 3 is a rear elevational view thereof;

FIG. 4 is a left side elevational view thereof;


FIG. 5 is a right side elevational view thereof;

FIG. 6 is a top plan view thereof; and,

FIG. 7 is a bottom plan view thereof.

The broken lines in the figures represent portions of the elephant-shaped animal rope toy that form no part of the claimed design.

1 Claim, 7 Drawing Sheets



(56)

References Cited

U.S. PATENT DOCUMENTS

9,282,724 B2 4/2016 Nunn
D838,787 S * 1/2019 Ahrendsen D21/616

* cited by examiner




FIG. 1

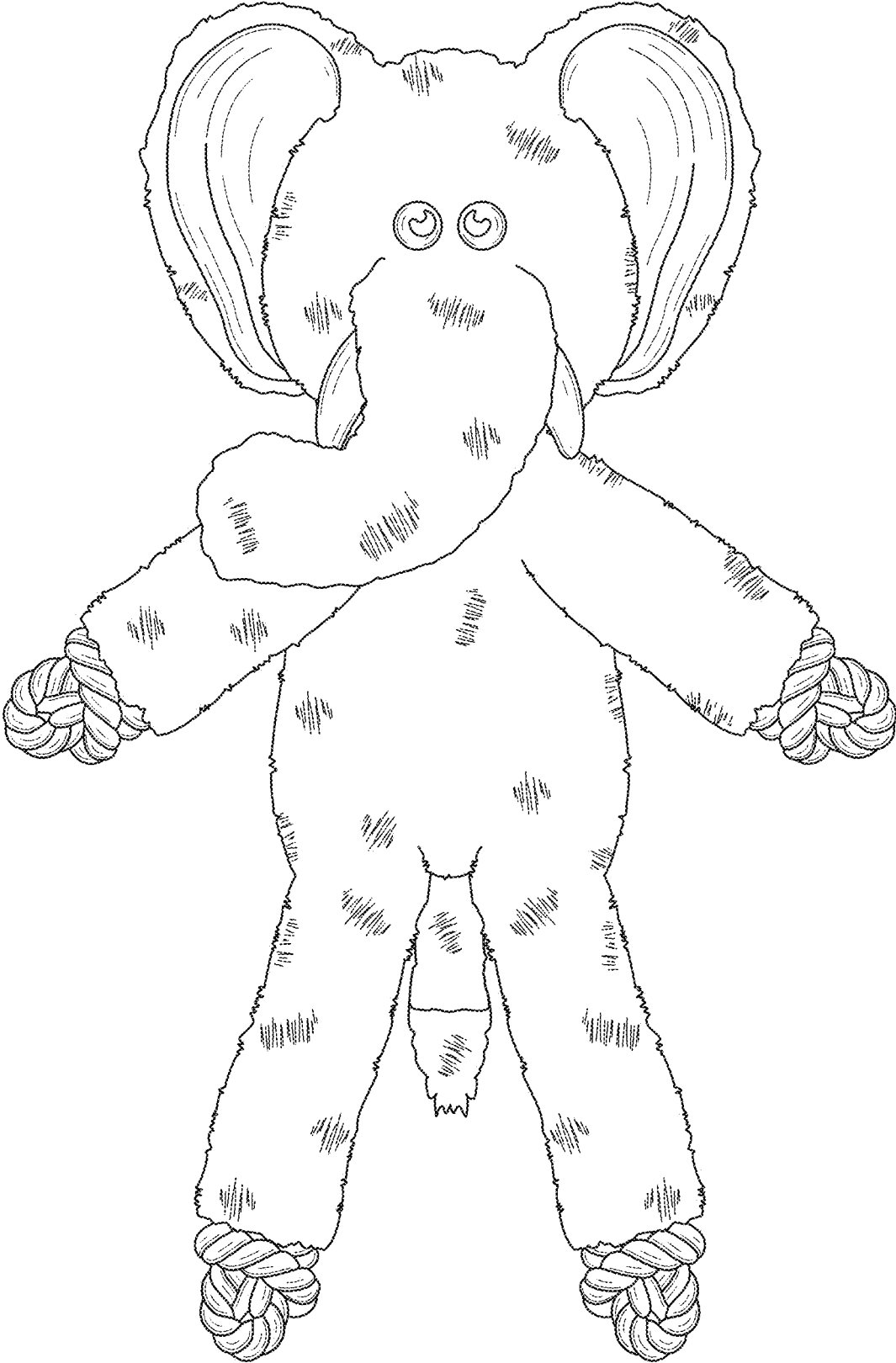


FIG. 2




FIG. 3

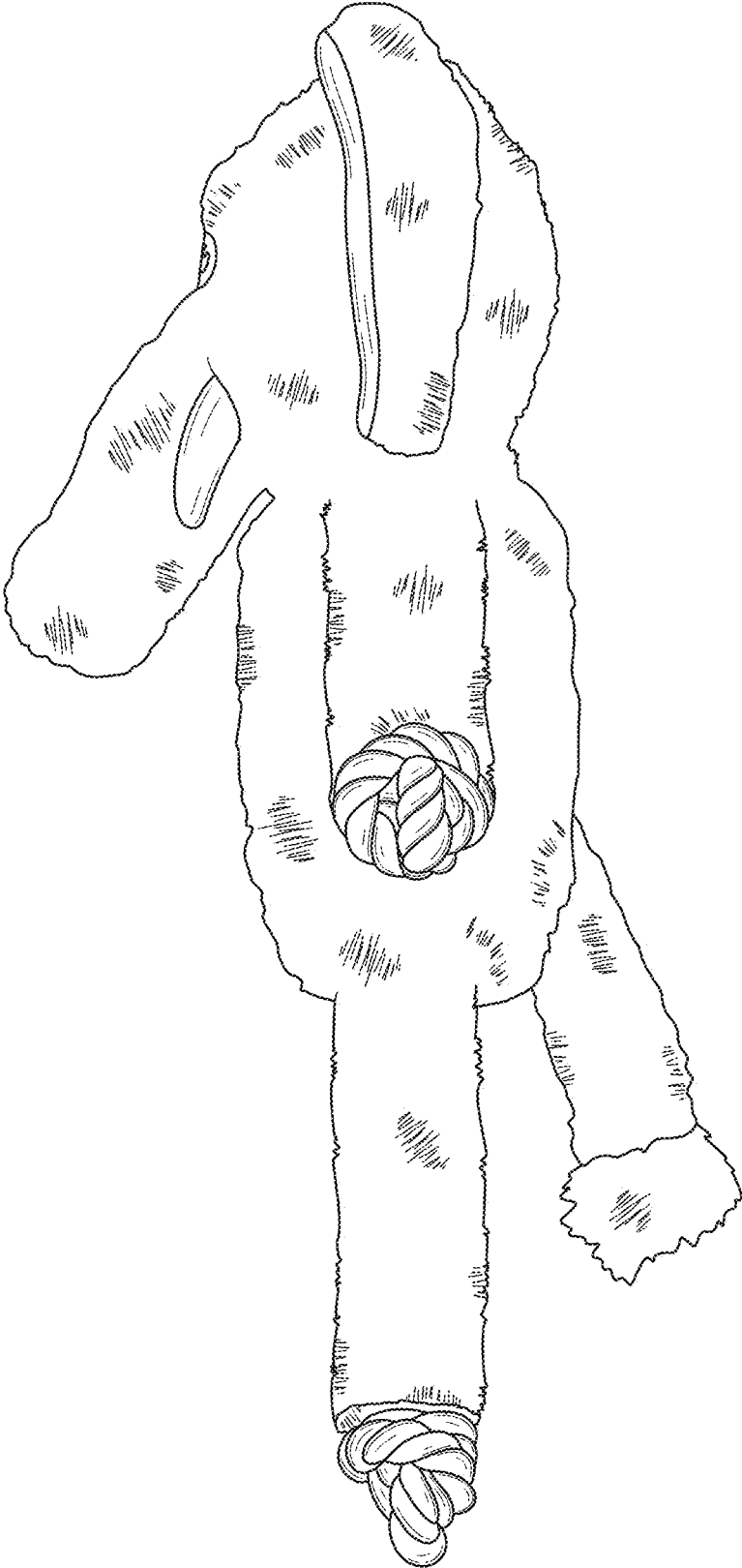


FIG. 4



FIG. 5

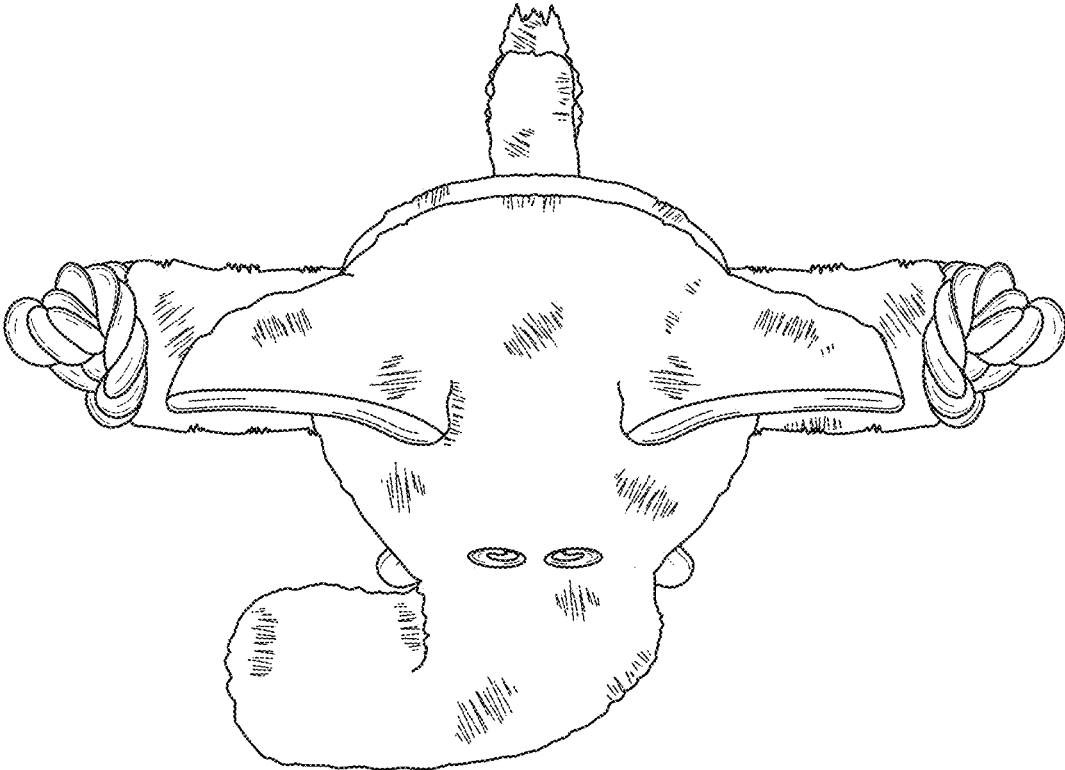


FIG. 6

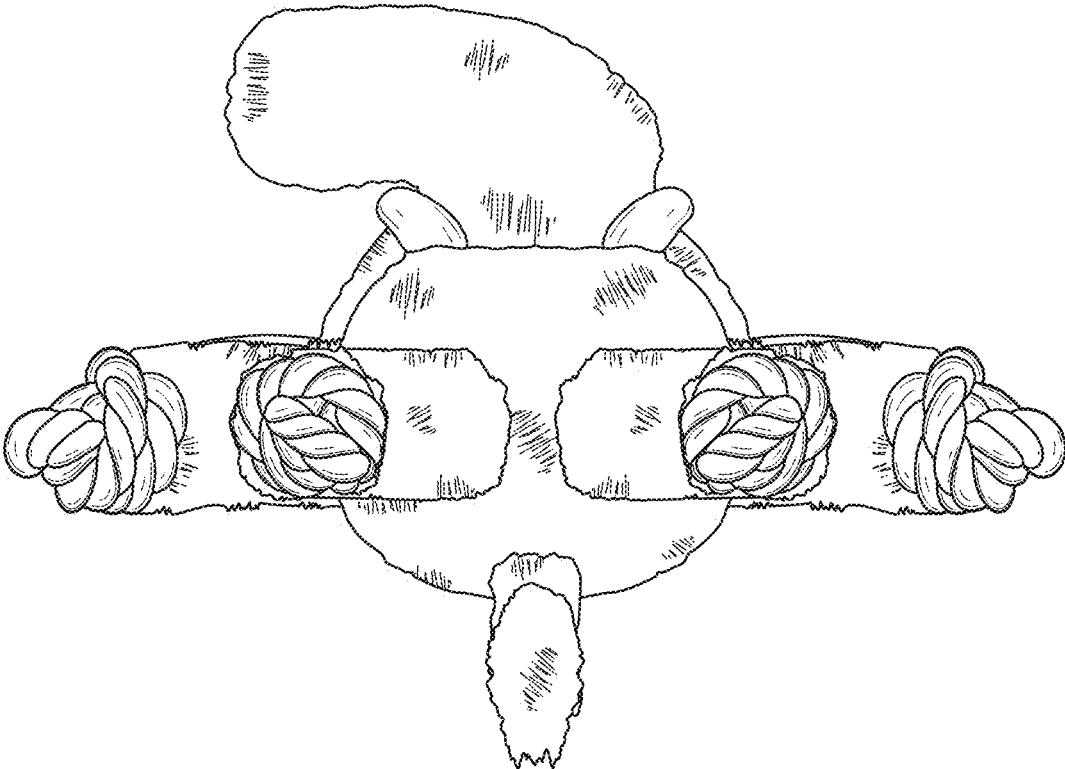


FIG. 7